



Alkyl Amines Chemicals Limited

Reg. Office: 401-407, Nirman Vyapar Kendra, Plot No. 10, Sector 17, Vashi, Navi Mumbai - 400 703. INDIA
Tel.: 022-6794 6600 • Fax: 022-6794 6666 • E-mail : alkyl@alkylamines.com • Web: www.alkylamines.com




Responsible Care®
OUR COMMITMENT TO SUSTAINABILITY

STATEMENT OF AUDITED FINANCIAL RESULTS FOR THE QUARTER AND YEAR ENDED MARCH 31, 2021

Rs. in Lakhs
(Except per share data)

Sr. No.	Particulars	Quarter ended			Year ended	
		Mar 31, 2021	Dec 31, 2020	Mar 31, 2020	Mar 31, 2021	Mar 31, 2020
		Audited	Unaudited	Audited	Audited	Audited
I.	Revenue from Operations	38,213.01	32,388.57	23,476.51	1,24,243.63	99,287.76
II.	Other Income	144.51	165.98	261.93	695.22	701.16
III.	Total Revenue (I+II)	38,357.52	32,554.55	23,738.44	1,24,938.85	99,988.92
IV.	Expenses					
	Cost of Materials Consumed	17,794.60	12,771.33	11,054.36	53,395.35	47,621.68
	Changes in Inventories of Finished Goods and Work-in-Progress	(1,355.57)	(102.10)	(264.15)	(1,081.86)	827.78
	Employee benefit costs	2,750.90	2,398.28	1,695.74	9,271.10	6,964.15
	Finance Costs	141.66	137.06	189.32	632.93	1,025.39
	Depreciation and Amortisation Expense	726.56	756.54	720.25	2,906.35	2,690.98
	Other Expenses	5,687.02	5,012.05	4,232.32	19,745.69	18,172.17
	Total Expenses (IV)	25,745.17	20,973.16	17,627.84	84,869.56	77,302.15
V.	Profit before Exceptional Items and Tax (III-IV)	12,612.35	11,581.39	6,110.60	40,069.29	22,686.77
VI.	Exceptional Items (refer note no 8)	-	-	-	-	3,284.16
VII.	Profit before tax (V+VI)	12,612.35	11,581.39	6,110.60	40,069.29	25,970.93
VIII.	Tax Expense :					
	Current Tax	3,215.77	3,133.12	1,453.14	10,077.24	5,403.55
	Deferred Tax	132.11	(340.77)	(266.74)	120.71	(1,030.04)
	Tax adjustments of earlier years	4.63	340.13	3.42	337.23	69.30
	Total Tax Expenses	3,352.51	3,132.48	1,189.82	10,535.18	4,442.81
IX.	Net Profit for the period/year (VII-VIII)	9,259.84	8,448.91	4,920.78	29,534.11	21,528.12
X.	Other Comprehensive Income/ (Expense)					
	a) Items that will not be reclassified to profit or loss - Remeasurement gain/(losses) on defined benefit plans	(0.78)	(136.33)	(13.13)	(238.62)	(171.17)
	b) Income tax relating to items that will not be reclassified to profit or loss	1.10	35.22	1.82	60.01	40.38
	c) Items that may be reclassified to profit or loss - Deferred gains/(losses) on cash flow hedges reserves	28.02	(5.73)	0.86	(78.84)	0.80
	d) Income tax relating to items that may be reclassified to profit or loss	(6.64)	1.02	(0.19)	19.84	(0.18)
	Other Comprehensive Income / (Expense) for the period/year (Net of Tax)	21.70	(105.82)	(10.64)	(237.61)	(130.17)
XI.	Total Comprehensive Income for the period/year (IX+X)	9,281.54	8,343.09	4,910.14	29,296.50	21,397.95
XII.	Paid up Share Capital	1,020.64	1,020.64	1,019.82	1,020.64	1,019.82
XIII.	Face Value of Share (Rs)	5.00	5.00	5.00	5.00	5.00
XIV.	Earnings Per Equity Share					
	Basic (Rs)	45.36	41.39	24.13	144.68	105.55
	Diluted (Rs)	45.24	41.29	24.06	144.30	105.27




Notes:

1. STATEMENT OF ASSETS AND LIABILITIES AS AT MARCH 31, 2021

Rs. In Lakhs


Particulars	As At Mar 31, 2021	As At Mar 31, 2020
ASSETS		
Non-Current assets		
(a) Property, Plant and Equipment	42,764.60	39,224.45
(b) Capital Work-In-Progress	13,761.93	4,488.06
(c) Right of Use- Lease Assets	2,921.36	2,966.40
(d) Intangible Assets	118.46	157.04
(e) Financial Assets		
(i) Loans	45.58	42.28
(ii) Other Financial Assets	466.91	252.77
(f) Non-Current Tax Asset (Net)	444.45	445.18
(g) Other Non-Current Assets	1,218.05	1,347.64
	61,741.34	48,923.82
Current assets		
(a) Inventories	12,189.70	8,366.54
(b) Financial Assets		
(i) Investments	3,024.22	-
(ii) Trade Receivables	22,798.61	16,422.15
(iii) Cash and Cash Equivalent	9,614.41	3,123.86
(iv) Bank Balance	2,989.12	102.58
(v) Loans	14.89	23.46
(vi) Other Financial Assets	334.86	791.79
(c) Other Current Assets	1,826.31	584.22
	52,792.12	29,414.60
TOTAL ASSETS	1,14,533.46	78,338.42
EQUITY AND LIABILITIES		
Equity		
(a) Equity Share Capital	1,021.42	1,020.60
(b) Other Equity	78,211.90	52,639.06
(c) Share Application Money Pending Allotment	12.49	-
	79,245.81	53,659.66
LIABILITIES		
Non-current liabilities		
(a) Financial Liabilities		
(i) Long Term Borrowings		
- Secured Borrowings	2,159.24	4,752.02
- Unsecured Borrowings	-	41.46
(ii) Lease Liability	55.99	62.17
(b) Provisions	390.06	278.11
(c) Deferred Tax Liabilities	4,137.14	4,036.27
(d) Liabilities for Current Tax (Net)	365.34	127.47
	7,107.77	9,297.50
Current liabilities		
(a) Financial Liabilities		
(i) Short Term Secured Borrowings	-	3.87
(ii) Lease Liability	6.18	5.63
(iii) Trade Payables	17,896.91	7,077.49
(iv) Other Financial Liabilities	8,976.11	7,390.46
(b) Other Current Liabilities	622.62	341.11
(c) Provisions	678.06	562.70
	28,179.88	15,381.26
TOTAL EQUITY AND LIABILITIES	1,14,533.46	78,338.42



2 CASH FLOW STATEMENT FOR THE YEAR ENDED MARCH 31, 2021

Rs. In Lakhs

Particulars	For the year March 31, 2021	For the year March 31, 2020
Cash Flow from Operating Activities		
Profit before tax from continuing operations	40,069.29	25,970.93
Adjustments for :		
Depreciation and Amortization	2,906.35	2,690.98
Provision for Impairment	8.01	-
(Gain)/Loss on Disposal of Assets	116.43	144.01
Exceptional Item (Gain on sale of Investment)	-	(3,284.16)
Unrealized Loss/(Gain) on Foreign Exchange	(8.11)	331.17
Interest Expense (Gross)	632.93	1,025.39
Interest Income	(266.16)	(179.51)
Dividend from Investments in Associates-DACL	-	(59.56)
Provision no longer required, written back	(4.16)	(118.48)
Fair Value Gain on Investment	(24.37)	-
Bad Debts written off	0.19	-
Expenses on Employee Stock Options Grants	192.40	84.99
Operating Profit before Working Capital Changes	43,622.80	26,605.76
Adjustments for:		
(Increase) / Decrease in Other Current & Non-Current Financial Assets	520.61	(467.37)
(Increase) / Decrease in Other Current & Non-Current Assets	(1,485.07)	2,057.71
(Increase) / Decrease in Inventories	(3,823.16)	2,202.75
(Increase) / Decrease in Trade Receivables	(6,376.65)	(1,489.93)
Increase / (Decrease) in Trade Payables	10,894.04	(5,321.52)
Increase / (Decrease) in Other Current Financial Liabilities	2,895.62	1,285.36
Increase / (Decrease) in Other Current Liabilities	281.51	(219.18)
Increase / (Decrease) in Provisions	(11.31)	17.23
	46,518.39	24,670.81
Income taxes paid	(10,115.86)	(5,812.77)
Net Cash Flow from Operating Activities	36,402.53	18,858.04
Cash Flow from Investing Activities		
Purchase of Fixed Assets	(15,618.63)	(7,728.46)
Disposal of Fixed Assets	9.79	15.42
Interest Income	211.05	175.91
(Increase)/ Decrease in Margin Money & Fixed Deposits (having the original maturity of more than 3 months)	(2,869.20)	(19.06)
Dividend from Investments in Associates-DACL	-	59.56
Purchase of Investment	(2,999.85)	-
Proceeds from Sale of Investment	-	3,428.27
Net Cash from Investing Activities	(21,266.84)	(4,068.36)
Cash Flow from Financing Activities		
Interest paid	(683.60)	(1,073.80)
Repayment of Non-current Borrowings	(2,592.78)	(2,919.03)
Repayment of Current Borrowings	(1,218.90)	(5,051.45)
Issue of Equity Shares under ESOP scheme	0.82	-
Share Application Money pending Allotment	12.49	-
Premium on Issue of Equity Shares under ESOP scheme	23.66	-
Dividend and Dividend Tax Paid	(4,080.91)	(4,426.10)
Payment of Deferred Sales Tax	(87.92)	(111.34)
Principal elements of Finance Lease Payments	(18.00)	(18.00)
Net Cash from Financing Activities	(8,645.14)	(13,599.72)
Net Increase / (Decrease) in Cash and Cash Equivalents	6,490.55	1,189.96
Cash and Cash Equivalents at the beginning of the year	3,123.86	1,933.90
Cash and Cash Equivalents at the end of the year	9,614.41	3,123.86



12

Particulars	Rs. In Lakhs	
	For the year ended March 31, 2021	For the year ended March 31, 2020
Components of Cash and Cash Equivalents :		
Cash on Hand	2.52	4.43
Balances with Bank		
Current Accounts	1,516.25	1,541.46
EEFC Accounts	1,528.39	487.97
Fixed Deposit Accounts (with original maturity of less than 3 months)	6,567.25	1,090.00
	9,614.41	3,123.86

- 3 The above audited financial results for the quarter and year ended March 31, 2021 have been reviewed and recommended by the Audit Committee at their meeting held on May 27, 2021, and approved by the Board of Directors at their meeting on the same date.
- 4 The Board of Directors have, subject to approval of the shareholders, recommended a Final Dividend of Rs. 6/- per equity share of Rs 2/- each (i.e.300%).
- 5 The Board of Directors at their meeting held on February 2, 2021 approved the subdivision of the face value of equity shares of the Company from Rs.5/- each into equity shares of Rs.2/- each. Subsequently, the Company sought the approval of the members to the aforesaid sub-division of shares through Postal Ballot on March 17, 2021. Accordingly, the face value of equity shares of the Company stands sub-divided from Rs. 5/- each fully paid up into Rs. 2/- each fully paid up. The fraction shares resulting from subdivision will be consolidated into whole shares and will be sold at the best market price and the proceeds (less expenses) will be distributed amongst concerned fraction shareholders proportionately.
The Paid up Share Capital of the Company as on date is 5,10,41,410 Equity Shares of Rs 2/- each i.e. Rs 10,20,82,820/-
- 6 The audited financial statements have been prepared in accordance with the Companies (Indian Accounting Standards) Rules,2015 (Ind AS) prescribed under Section 133 of the Companies Act, 2013 read with Rule 3 of the Companies (Indian Accounting Standards) Rules 2015 and relevant amendment rules thereafter, and presented in accordance with the requirement of SEBI Circular No. CIR/CFD/FAC/62/2016 dated July 5, 2016.
- 7 In view of the restrictions on economic activities due to the second wave of COVID-19 pandemic across the country from mid-March, 2021 and subsequent lockdown in April, 2021, the offices and technical center have been kept closed from March 2021 and employees have been working from home.
The Company is in a comfortable financial position to meet its commitments and will be able to meet all its debts obligations as they come up. Internal financial reporting and control are adequate and operating effectively. Although there are uncertainties due to the pandemic, the Company expects that the demand for its products from the pharmaceuticals sector will continue.
- 8 During the previous year, the Company has disposed of its entire shareholding in its associate, Diamines and Chemicals Ltd. on 18th November, 2019 at a consideration of Rs.3428.27 Lakhs. Subsequent to the disposal, Diamines and Chemicals Ltd. has ceased to be an Associate of the Company from 18th November, 2019. Consequently, the Company has recognised the profit on sale of Investment amounting to Rs. 3,284.16 Lakhs under the head 'Exceptional Items'.
- 9 The Code on Social Security 2020 ('Code') has been notified in the Official Gazette on 29th September, 2020. The Code is not yet effective and related rules are yet to be notified. Impact, if any, of the change will be assessed and recognized in the period in which the said Code becomes effective and the rules framed thereunder are notified.
- 10 a. The Company is engaged in only one primary business segment, i.e. "Specialty Chemicals", as per Indian Accounting Standards (IND AS) 108 - Operating Segment.

b. Secondary segment

Particulars	Rs. in Lakhs			
	2020-21		2019-20	
	Within India	Outside India	Within India	Outside India
Segment Revenue	1,01,661.26	22,582.37	80,154.19	19,133.57
Carrying amount of Segment Assets	1,11,607.25	2,481.76	74,616.47	3,276.76
Capital Expenditure	15,791.95	6.93	7,633.05	92.80

The segment revenue in Geographical Segments considered for disclosure is as follows:

- i. Revenue within India includes sales to customers located within India and Other Operating Revenue earned in India.
- ii. Revenue outside India includes sales to customers located outside India and Other Operating Revenue earned outside India.
- 11 The figures for the quarter ended March 31, 2021, as reported in these financial results, are balancing figures between the audited figures in respect of the financial year and the published year to date figures upto the end of the third quarter of the relevant financial year. Also, the figures upto the end of the third quarter had only been subject to a limited review.
- 12 Figures for the previous periods have been regrouped and reclassified, wherever necessary.

Place : Mumbai
Date : May 27,2021



FOR ALKYL AMINES CHEMICALS LTD.

YOGESH
MATHRADAS
KOTHARI

YOGESH M.KOTHARI
CHAIRMAN & MANAGING DIRECTOR