



# Alkyl Amines Chemicals Limited

## Annual Report 2018-19

## FINANCIAL HIGHLIGHTS

₹ in Lakhs

Year Ending	31.03.2015	31.03.2016	31.03.2017	31.03.2018	31.03.2019
Gross Revenue	53,011.13	53,797.46	55,712.94	<b>69,576.86</b>	<b>95,557.04</b>
Revenue Growth %	7.22%	1.48%	3.56%	<b>24.88%</b>	<b>37.34%</b>
Net Sales	46,798.01	47,260.79	48,862.45	<b>60,500.14</b>	<b>83,221.85</b>
EBIDTA	8,848.96	9,340.63	9,627.37	<b>11,959.45</b>	<b>16,720.97</b>
% EBIDTA to Gross Revenue	16.69%	17.36%	17.28%	<b>17.19%</b>	<b>17.50%</b>
EBIDTA Growth (%)	2.18%	5.56%	3.07%	<b>24.22%</b>	<b>39.81%</b>
Profit before Tax	6,690.81	7,248.06	7,393.19	<b>9,577.36</b>	<b>13,019.49</b>
PBT Growth (%)	3.53%	8.33%	2.00%	<b>29.54%</b>	<b>35.94%</b>
Profit After Tax	4,542.13	4,985.48	5,035.80	<b>6,428.90</b>	<b>8,374.45</b>
PAT Growth (%)	5.93%	9.76%	1.01%	<b>27.66%</b>	<b>30.26%</b>
Net Fixed Assets	18,161.09	20,327.66	25,484.58	<b>37,357.13</b>	<b>41,957.92</b>
Net Current Assets	12,879.92	11,962.62	6,444.81	<b>5,882.65</b>	<b>6,318.11</b>
Equity Share Capital	1,020.61	1,020.61	1,020.61	<b>1,020.61</b>	<b>1,020.61</b>
Reserve & Surplus (excl. Deferred Tax)/ Other equity	16,460.61	18,739.90	23,535.96	<b>28,694.75</b>	<b>35,478.71</b>
Book Value (Rs)	85.71	96.88	120.40	<b>145.69</b>	<b>178.95</b>
Earning per Share - Basic (Rs)	22.27	24.44	24.69	<b>31.52</b>	<b>41.06</b>
Earning per Share - Diluted (Rs.)	22.27	24.44	24.69	<b>31.52</b>	<b>40.95</b>
Equity Dividend (%)	80.00	200.00	100.00	<b>140.00</b>	<b>160.00</b>
Net Sales to Gross Fixed Assets (%)	153.89	140.05	182.52	<b>150.11</b>	<b>176.65</b>
Return on Capital Employed (%)	33.42	32.98	26.30	<b>25.64</b>	<b>32.65</b>
Return on Net worth (%)	25.98	25.23	20.51	<b>21.63</b>	<b>22.94</b>
PAT to Net Sales (%)	9.71	10.55	10.31	<b>10.63</b>	<b>10.06</b>

Figures of March 31, 2017 have been regrouped according to Ind AS.

## BOARD OF DIRECTORS

<b>Yogesh M. Kothari</b>	<i>Chairman &amp; Managing Director</i>
<b>Hemendra M. Kothari</b> (upto 21.05.2019)	<i>Non-Executive Director</i>
<b>Dilip G. Piramal</b>	<i>Independent Director</i>
<b>Shyam B. Ghia</b>	<i>Independent Director</i>
<b>Shobhan M. Thakore</b>	<i>Independent Director</i>
<b>Premal N. Kapadia</b>	<i>Non-Executive Director</i>
<b>Leja Hattiangadi</b> (w.e.f. 01.11.2018)	<i>Independent Director</i>
<b>Chandrashekhar R. Gupte</b> (w.e.f. 21.05.2019)	<i>Independent Director</i>
<b>Tarjani Vakil</b> (upto 29.01.2019)	<i>Independent Director</i>
<b>Kirat Patel</b>	<i>Executive Director</i>
<b>Suneet Kothari</b>	<i>Executive Director</i>

**Chintamani Thatte**
*General Manager  
(Secretarial) & Company Secretary*
**Rahul Mehta**
*General Manager - Finance & Accounts  
(Chief Financial Officer)*
**Auditors**

N.M. Raiji & Co.  
Chartered Accountants  
Mumbai

**Bankers**

State Bank of India  
Axis Bank Ltd.  
Standard Chartered Bank  
Citibank

**Registrar & Transfer Agents**

Sharex Dynamic (India) Private Limited  
C-101, 247 Park, L B S Marg,  
Vikhroli ( West ), Mumbai - 400 083  
Tel No.: +91 22 2851 644 / 5606 | Fax : + 91 22 2851 2885  
Email : support@sharexindia.com | Website : www.sharexindia.com

**Registered Office :**

401-407, Nirman Vyapar Kendra,  
Plot No. 10, Sector 17, Vashi,  
Navi Mumbai - 400 703  
Tel.: 022 6794 6618  
Fax : 022 6794 6666  
E-mail : legal@alkylamines.com  
CIN: L99999MH1979PLC021796

**Manufacturing Sites :**
**Patalganga Plant**  
Plot No. A-7 & A-25,  
MIDC Patalganga Industrial Area,  
Dist. Raigad - 410 220  
Maharashtra

**Kurkumbh Plant :**

Plot No. D-6/1 & D-6/2,  
MIDC Kurkumbh Industrial Area,  
Tal. Daund,  
Dist. Pune - 413802  
Maharashtra

**Dahej Plant :**

Plot No. D-2/CH/149/2,  
GIDC Dahej-2 Industrial Area,  
Tal. Vagra,  
Dist. Bharuch - 392110  
Gujarat

## CONTENTS

Financial Highlights	Inside Front Cover	Cash Flow Statement	56-57
Notice of AGM	2-10	Statement of changes in Equity	58-59
Directors' Report	11-45	Notes 1 to 43	60-107
Auditors' Report	46-53	Form AOC-1	108
Balance Sheet	54	Consolidated Financial Statements	109-167
Statement of Profit & Loss	55		

## NOTICE OF ANNUAL GENERAL MEETING

**NOTICE** is hereby given that the 39th Annual General Meeting of **ALKYL AMINES CHEMICALS LIMITED** will be held at Chandragupt Hall, 2nd Floor, Hotel Abbott, Sector 2, Vashi, Navi Mumbai 400 703 on Tuesday, August 6, 2019 at 2.30 PM, to transact the following business:

### ORDINARY BUSINESS:

1. To consider and adopt:
  - (a) the audited standalone financial statements of the Company for the financial year ended March 31, 2019, together with the reports of the Board of Directors and Auditors thereon; and
  - (b) the audited consolidated financial statements of the Company for the financial year ended March 31, 2019.
2. To declare dividend on equity shares for the Financial Year ended March 31, 2019.
3. To appoint a Director in place of Mr. Premal N. Kapadia (DIN 00042090) who retires by rotation at ensuing Annual General Meeting and being eligible, offers himself for re-appointment.
4. To appoint Statutory Auditors and fix their remuneration and in this regard, to consider and if thought fit, to pass the following as an **Ordinary Resolution**:

**“RESOLVED THAT** pursuant to the provisions of Sections 139, 141, 142 and other applicable provisions, if any, of the Companies Act, 2013 read with the Companies (Audit and Auditors) Rules, 2014 M/s. N.M. Raiji & Co., Chartered Accountants, Mumbai (Firm Registration No. 108296W), be and are hereby appointed as Statutory Auditors of the Company, to hold office from the conclusion of this Annual General Meeting till the conclusion of the 42nd Annual General Meeting of the Company (for the balance three years in their first term of five years), at such remuneration as shall be fixed by the Board of Directors of the Company based on the recommendation of Audit Committee.”

### SPECIAL BUSINESS:

5. To consider and if thought fit, to pass with or without modification(s), the following as a **Special Resolution**:

Re-appointment of Mr. Dilip G. Piramal as an Independent Director

**“RESOLVED THAT** pursuant to the provisions of Sections 149, 150 and 152 read with Schedule IV and other applicable provisions, if any, of the Companies Act, 2013 (“the Act”), The Companies (Appointment and Qualification of Directors) Rules, 2014 (including any statutory modifications or re-enactment(s) thereof for the time being in force), the relevant provisions of the SEBI (Listing Obligations and Disclosure Requirements) Regulations, 2015 as amended (Listing Regulations), Mr Dilip G. Piramal (DIN:00032012), whose present term of office as an Independent Director expires at the conclusion of this Annual General Meeting, who has given his consent for the re-appointment and has submitted a declaration that he meets the criteria for independence under Section 149 of the Act and Listing Regulations and who is eligible for re-appointment, in respect of whom Notice has been received from a Member under Section 160 of the Act signifying the intention to propose his candidature for the office of Director and whose re-appointment has been recommended by the Nomination and Remuneration Committee and by the Board of Directors, be and is hereby re-appointed as an Independent Director of the Company, for a second term of five consecutive years with effect from the conclusion of this Annual General Meeting i.e. August 6, 2019 upto August 5, 2024.”

6. To consider and if thought fit, to pass with or without modification(s), the following as a **Special Resolution**:

Re-appointment of Mr. Shyam B. Ghia as an Independent Director

**“RESOLVED THAT** pursuant to the provisions of Sections 149, 150 and 152 read with Schedule IV and other applicable provisions, if any, of the Companies Act, 2013 (“the Act”), The Companies (Appointment and Qualification of Directors) Rules, 2014 (including any statutory modifications or re-enactment(s) thereof for the time being in force), the relevant provisions of the SEBI (Listing Obligations and Disclosure Requirements) Regulations, 2015 as amended (Listing Regulations), Mr Shyam B. Ghia (DIN:00005264), whose present term of office as an Independent Director expires at the conclusion of this Annual General Meeting, who has given his consent for the re-appointment and has submitted a declaration that he meets the criteria for independence under Section 149 of the Act and Listing Regulations and who is eligible for re-appointment, in respect of whom Notice has been received from a Member under Section 160 of the Act signifying the intention to propose his candidature for the office of Director and whose re-appointment has been recommended by the Nomination and Remuneration Committee and by the Board of Directors, be and is hereby re-appointed as an Independent Director of the Company, for a second term of five consecutive years with effect from the conclusion of this Annual General Meeting i.e. August 6, 2019 upto August 5, 2024.

**RESOLVED FURTHER THAT** pursuant to Regulation 17(1A) of the Securities and Exchange Board of India (Listing Obligations and Disclosure Requirements) Regulations, 2015, other applicable provisions, if any, of the Companies Act, 2013 and the applicable Rules made thereunder, including any amendment(s), statutory modification(s) and/or re-enactment thereof for the

time being in force, approval of the Members of the Company be and is hereby granted to Mr Shyam B. Ghia (DIN:00005264), on his attaining the age of seventy five (75) years during this second term, to continue to be an Independent Director of the Company up to August 5, 2024, being the date of expiry of his second term of office.”

7. To consider and if thought fit, to pass with or without modification(s), the following as a **Special Resolution:**

Re-appointment of Mr. Shobhan M. Thakore as an Independent Director

“**RESOLVED THAT** pursuant to the provisions of Sections 149, 150 and 152 read with Schedule IV and other applicable provisions, if any, of the Companies Act, 2013 (“the Act”), The Companies (Appointment and Qualification of Directors) Rules, 2014 (including any statutory modifications or re-enactment(s) thereof for the time being in force), the relevant provisions of the SEBI (Listing Obligations and Disclosure Requirements) Regulations, 2015 as amended (Listing Regulations), Mr Shobhan M. Thakore (DIN:00031788), whose present term of office as an Independent Director expires at the conclusion of this Annual General Meeting, who has given his consent for the re-appointment and has submitted a declaration that he meets the criteria for independence under Section 149 of the Act and Listing Regulations and who is eligible for re-appointment, in respect of whom Notice has been received from a Member under Section 160 of the Act signifying the intention to propose his candidature for the office of Director and whose re-appointment has been recommended by the Nomination and Remuneration Committee and by the Board of Directors, be and is hereby re-appointed as an Independent Director of the Company, for a second term of five consecutive years with effect from the conclusion of this Annual General Meeting i.e. from August 6, 2019 upto August 5, 2024.

**RESOLVED FURTHER THAT** pursuant to Regulation 17(1A) of the Securities and Exchange Board of India (Listing Obligations and Disclosure Requirements) Regulations, 2015, other applicable provisions, if any, of the Companies Act, 2013 and the applicable Rules made thereunder, including any amendment(s), statutory modification(s) and/or re-enactment thereof for the time being in force, approval of the Members of the Company be and is hereby granted to Mr. Shobhan M. Thakore (DIN:00031788), on his attaining the age of seventy five (75) years during this second term, to continue to be an Independent Director of the Company up to August 5, 2024, being the date of expiry of his second term of office.”

8. To consider and if thought fit, to pass with or without modification(s), the following as a **Special Resolution:**

Appointment of Ms Leja Hattiangadi as an Independent Director

“**RESOLVED THAT** pursuant to the provisions of Sections 149, 150 and 152 read with Schedule IV and other applicable provisions, if any, of the Companies Act, 2013 (“the Act”), The Companies (Appointment and Qualification of Directors) Rules, 2014 (including any statutory modifications or re-enactment(s) thereof for the time being in force), the relevant provisions of the SEBI (Listing Obligations and Disclosure Requirements) Regulations, 2015, as amended (Listing Regulations), Ms Leja Hattiangadi (DIN:00198720), who was appointed as an Additional Director of the Company by the Board of Directors with effect from November 1, 2018 in terms of Section 161 of the Act, and whose term of office expires at the Annual General Meeting, who has given her consent for appointment as an Independent Director of the Company and has also submitted a declaration that she meets the criteria of independence under Section 149 of the Act and Listing Regulations, and who is eligible for appointment, in respect of whom the Company has received a notice in writing from a Member under Section 160 of the Act, signifying the intention to propose her candidature for the office of Director, and whose appointment has been recommended by the Nomination & Remuneration Committee and by the Board of Directors for consideration by the Members, be and is hereby appointed as an Independent Director of the Company, to hold office for a term of five consecutive years with effect from the November 1, 2018 upto October 31, 2023.”

9. To consider and if thought fit, to pass with or without modification(s), the following as a **Special Resolution:**

Appointment of Mr. Chandrashekhar R. Gupte as an Independent Director

“**RESOLVED THAT** pursuant to the provisions of Sections 149, 150 and 152 read with Schedule IV and other applicable provisions, if any, of the Companies Act, 2013 (“the Act”), The Companies (Appointment and Qualification of Directors) Rules, 2014 (including any statutory modifications or re-enactment(s) thereof for the time being in force), the relevant provisions of the SEBI (Listing Obligations and Disclosure Requirements) Regulations, 2015, as amended (Listing Regulations), Mr. Chandrashekhar R. Gupte (DIN:00009815), who was appointed as an Additional Director of the Company by the Board of Directors with effect from May 21, 2019 in terms of Section 161 of the Act, and whose term of office expires at the Annual General Meeting, who has given his consent for appointment as an Independent Director of the Company and has also submitted a declaration that he meets the criteria of independence under Section 149 of the Act and the SEBI Listing Regulations, and who is eligible for appointment, in respect of whom the Company has received a notice in writing from a Member under Section 160 of the Act, signifying the intention to propose his candidature for the office of Director, and whose appointment has been recommended by the Nomination & Remuneration Committee and by the Board of Directors for consideration by the Members, be and is hereby appointed as an Independent Director of the Company, to hold office for a term of five consecutive years with effect from the May 21, 2019 upto May 20, 2024.”

10. To consider and if thought fit, to pass with or without modification(s), the following as an **Ordinary Resolution**:

Ratification of Remuneration to Cost Auditor

**“RESOLVED THAT** pursuant to the provisions of Section 148 and other applicable provisions, if any, of the Companies Act, 2013, read with the Companies (Audit and Auditors) Rules, 2014 (including any statutory modification(s) or re-enactment(s) thereof, for the time being in force), M/s. Hemant Shah & Associates, Cost Accountants, (Firm Registration No. 394), appointed by the Board of Directors of the Company to conduct the audit of the cost records of the Company for the Financial Year ending March 31, 2020 be paid remuneration, as set out in the Explanatory Statement annexed to the Notice convening the Meeting.

**RESOLVED FURTHER THAT** the Board of Directors of the Company be and is hereby authorized to do all acts and take all such steps as may be necessary to give effect to this resolution.”

11. To consider and if thought fit, to pass with or without modification(s), the following as a **Special Resolution**:

To approve continuation of payment of remuneration to Executive Directors who are Promoters as per SEBI (LODR) (Amendment) Regulations, 2018.

**“RESOLVED THAT** pursuant to Regulation 17(6)(e) of SEBI (LODR) (Amendment) Regulations, 2018 and other applicable provisions, if any, and as per the recommendation of the Nomination & Remuneration Committee and the Board of Directors of the Company, the consent of the Company be and is hereby accorded to the continuation of payment of remuneration, as per existing terms and conditions as approved by the shareholders at the Annual General Meeting held on July 7, 2015, to Mr. Yogesh M. Kothari, Chairman and Managing Director, who is the Promoter, upto March 31, 2020, and to Mr. Suneet Kothari, Executive Director, who belongs to Promoter Group, upto December 31, 2019, notwithstanding that their aggregate annual remuneration exceeds 5 per cent of the net profits of the Company calculated as per the provisions of Section 198 of the Companies Act, 2013.

**RESOLVED FURTHER THAT** the Board be and is hereby authorised to take all steps as may be necessary, proper and expedient to give effect to this Resolution.”

#### NOTES :

1. An Explanatory Statement setting out all material facts relating to business at Item Nos. 4 to 11 is annexed herewith.
2. A MEMBER ENTITLED TO ATTEND AND VOTE AT THE MEETING IS ENTITLED TO APPOINT A PROXY TO ATTEND AND VOTE INSTEAD OF HIMSELF/HERSELF AND THE PROXY NEED NOT BE A MEMBER OF THE COMPANY. PROXIES IN ORDER TO BE VALID MUST BE LODGED AT THE REGISTERED OFFICE OF THE COMPANY NOT LESS THAN 48 HOURS BEFORE COMMENCEMENT OF THE MEETING. A PERSON CAN ACT AS PROXY ON BEHALF OF MEMBERS NOT EXCEEDING FIFTY (50) AND HOLDING IN THE AGGREGATE NOT MORE THAN TEN PERCENT OF THE TOTAL SHARE CAPITAL OF THE COMPANY.
3. Register of members and Share Transfer Books will remain closed from July 30, 2019 to August 6, 2019 (both days inclusive) for the purpose of Annual General Meeting and dividend.
4. All documents referred to in the Notice and the Explanatory Statement shall be open for inspection at the Registered Office of the Company during normal business hours (11.00 am to 4.00 pm) on all working days except Saturdays & Sundays, up to and including the date of Annual General Meeting of the Company.
5. (a) Please note that pursuant to provisions of Section 124, 125 of the Companies Act, 2013 all unclaimed/unpaid dividends up to 2010-11 have been transferred to the Account of Central Government. The Company has uploaded the details of unpaid and unclaimed amounts lying with the Company as on July 31, 2018 (date of last Annual General Meeting) on the website of the Company ([www.alkylamines.com](http://www.alkylamines.com)), as also on the website of the Ministry of Corporate Affairs ([www.mca.gov.in](http://www.mca.gov.in)).
- (b) 22834 equity shares are lying in the unclaimed suspense account. Concerned shareholders have been again reminded to claim their shares.
6. We have been offering the facility of electronic credit of dividend directly to the respective bank accounts of our shareholders, through National Electronic Clearing Service (NECS) and National Automated Clearing House (NACH). This is in addition to the Bank mandate facility that already exists whereby bank account details are printed on the dividend warrants. Shareholders who would like to avail of the ECS facility or the Bank mandate facility (if not done earlier) are requested to complete and submit the ECS/Bank Mandate Form that is also sent with this Annual Report to the Company's Registrar and Transfer Agents. Kindly note that shareholders holding shares in dematerialised form would receive their dividend directly to the bank account nominated by them to their Depository Participant, as per SEBI directives.
7. The members are requested to notify change of address, if any, to the Company's Registrar and Transfer Agent.
8. The shareholders holding shares in physical form are once again advised to seek their shareholding changed to dematerialised form since in terms of SEBI and Stock Exchange guidelines no physical shares can be traded on the Stock Exchanges.



9. The members may note that the Company's Equity Shares are listed on the BSE Ltd. and the National Stock Exchange of India Ltd. and the listing fees to the stock exchanges have been paid.
10. Electronic copy of the Annual Report is being sent to all the members whose email IDs are registered with the Company/Depository Participants(s) for communication purposes unless any member has requested for a hard copy of the same. For members who have not registered their e-mail address, physical copies of the Annual Report for 2018-19 is being sent in the permitted mode.
11. Members may also note that this Notice and the Annual Report for 2018-19 will also be available on the Company's website [www.alkylamines.com](http://www.alkylamines.com) for their download. The physical copies of the aforesaid documents will also be available at the Company's Registered Office for inspection during normal business hours (11.00 am to 4.00 pm) on working days, except Saturdays & Sundays. Even after registering for e-communication, members are entitled to receive such communication in physical form, upon making a request for the same, by post free of cost. For any communication, the shareholders may also send requests to the Company's investor email id: [legal@alkylamines.com](mailto:legal@alkylamines.com)
12. SEBI, vide its Circular No. SEBI/LAD-NRO/ GN/2018/24 dated June 8, 2018, amended Regulation 40 of SEBI Listing Regulations pursuant to which after December 5, 2018 transfer of securities could not be processed unless the securities are held in the dematerialized form with a depository. The said deadline was extended by SEBI to March 31, 2019.

Members holding shares in physical form are requested to dematerialize their holdings at the earliest as it will not be possible to transfer shares held in physical mode as per extension of the deadline announced by SEBI.

13. Voting through electronic means
  - I. In compliance with provisions of Section 108 of the Companies Act, 2013 and Rule 20 of the Companies (Management and Administration) Rules, 2014, as amended, the Company is providing the e-voting facility to its Members holding shares in physical or dematerialized form, as on the cut-off date, being July 30, 2019, to exercise their right to vote at the 39th Annual General Meeting (AGM) by electronic means on any or all of the businesses specified in the Notice (the "Remote e-voting"), and the business may be transacted through e-Voting Services provided by National Securities Depository Limited (NSDL). The Remote e-voting commences on August 1, 2019 (9:00 A.M.) and ends on August 5, 2019 (5:00 P.M.). Details of the process and manner of Remote e-voting along with the User ID and Password are given in the attached sheet of e-voting form, and forms part of the AGM Notice.
  - II. The Company is also offering the facility for voting by way of physical ballot at the AGM. The Members attending the meeting should note that those members who are entitled to vote but have not exercised their right to vote by Remote e-voting, may vote at the AGM through ballot for all businesses specified in the accompanying Notice. The Members who have exercised their right to vote by Remote e-voting may attend the AGM but shall not vote at the AGM. The voting rights of members shall be in proportion to their shares of the paid up equity share capital of the Company as on the cut-off date i.e. July 30, 2019.
  - III. The Company has appointed Mr. Prashant S. Mehta, Practising Company Secretary (Membership No. A5814 and COP No.17341), as the Scrutinizer to scrutinize the e-voting process in a fair and transparent manner.
  - IV. The Scrutinizer shall, immediately after the conclusion of voting at general meeting, count the votes cast at the meeting, thereafter unblock the votes cast through remote e-voting in the presence of at least two (2) witnesses not in the employment of the Company and will make, within 48 hours from the conclusion of the meeting, a Scrutinizer's Report of the votes cast in favour or against, if any, to the Chairman / Company Secretary of the Company. The results shall be declared within 48 hours of the conclusion of the AGM of the Company. The results declared along with the Scrutinizer's Report shall be placed on the Company's website [www.alkylamines.com](http://www.alkylamines.com) and on the website of NSDL within 48 hours of passing of the resolutions at the AGM of the Company and communicated to the BSE and NSE.
14. Members are requested to bring attendance slip alongwith the copy of the Annual Report at the meeting.

By order of the Board

**CS CHINTAMANI THATTE**  
General Manager (Secretarial)  
& Company Secretary

**Registered Office :**

401-407, Nirman Vyapar Kendra, Plot No. 10,  
Sector 17, Vashi, Navi Mumbai 400 703.

CIN: L99999MH1979PLC021796

Navi Mumbai, May 21, 2019

## ANNEXURE TO THE NOTICE

### I. EXPLANATORY STATEMENT IN RESPECT OF THE BUSINESS PURSUANT TO SECTION 102 OF THE COMPANIES ACT, 2013

#### ITEM NO. 4

M/s. N.M. Raiji & Co., Chartered Accountants, Mumbai (Firm Registration No. 108296W) were appointed as Statutory Auditors of the Company at the previous Annual General Meeting (AGM) of the Company held on July 31, 2018 to hold the office till conclusion of 39th AGM. The said appointment was the second year in their first term of five years. Pursuant to the provisions of Section 139 of the Companies Act, 2013, the Company is required to appoint the Statutory Auditors for a term of five consecutive years. Thereafter, it is proposed to appoint M/s. N.M. Raiji & Co., Chartered Accountants, Mumbai (Firm Registration No. 108296W), as Statutory Auditors of the Company for the balance period of three years in their first term of five years i.e. to hold the office till the conclusion of 42nd AGM.

The Board, based on the recommendation of Audit Committee, has proposed to pay them fees of Rs. 22.00 lakhs (Statutory and Tax Audit fees) plus out of pocket expenses, if any, and applicable taxes, for the financial year 2019-2020.

M/s. N.M. Raiji & Co., Chartered Accountants, Mumbai (Firm Registration No. 108296W) is a renowned firm of Chartered Accountants. They provide services related to auditing, income tax and other related services.

The Board recommends the Resolutions as set out in Item No. 4 of the Notice for approval of the Members.

None of the Directors or Key Managerial Personnel of the Company and their relatives is concerned or interested, financially or otherwise, in the Resolutions as set out in Item Nos. 4 of the Notice.

This Explanatory Statement together with the accompanying Notice may also be regarded as a disclosure under Regulation 36(5) of the Listing Regulations.

#### ITEM NO. 5, 6 and 7

As per the provisions of Sections 149, 150, 152 & Schedule IV of the Companies Act, 2013 read with the relevant Rules thereunder as amended, the Company had appointed Mr Dilip G Piramal, Mr Shyam B. Ghia and Mr Shobhan M. Thakore as Independent Directors at the 34th Annual General Meeting held on August 7, 2014 for a term of five consecutive years upto the conclusion of the 39th Annual General Meeting of the Company.

The above named Independent Directors shall be completing their first term of appointment of five years upon the conclusion of the 39th Annual General Meeting of the Company and as per Section 149(10) of the Companies Act, 2013, they are eligible for re-appointment for another term of five consecutive years subject to approval of the Members by Special Resolution.

Based on the recommendation of Nomination & Remuneration Committee and in terms of provisions of Sections 149, 150, 152, Schedule IV and any other applicable provisions of the Companies Act, 2013 and the SEBI (Listing Obligations and Disclosure Requirements) Regulations, 2015 (Listing Regulations), the Board of Directors of the Company at their Meeting held on May 21, 2019, have recommended the re-appointment of the aforesaid persons as Independent Directors for a second term of five consecutive years commencing with effect from the conclusion of this Annual General Meeting i.e. from August 6, 2019 upto August 5, 2024. All the above named persons have consented to their re-appointment and confirmed that they do not suffer from any disqualifications in their re-appointment as Independent Directors. During their tenure of re-appointment, they shall not be liable to retire by rotation as provided under Section 152(6) of the Companies Act, 2013.

The Company has received declarations from all the Independent Directors confirming that they meet the criteria of independence as prescribed under Section 149(6) of the Companies Act, 2013 and as per Listing Regulations. In the opinion of the Board, they fulfill the conditions as provided in Companies Act, 2013 and Listing Regulations, for re-appointment as Independent Directors and they are independent of the Management.

The Company has also received notices from a Member under Section 160 of the Companies Act, 2013 proposing their candidature for the office of Directors.

A copy of the draft letter for re-appointment of the Independent Directors setting out the terms and conditions of their re-appointment is available for inspection by the Members at the Registered Office of the Company during the office hours (11.00 am to 4.00 pm) on all working days other than on Saturdays and Sundays till the date of the Annual General Meeting.

The Board considers that their continued association would be of immense benefit to the Company and it is desirable to continue to avail their services as Independent Directors. The Board's decision as above was notwithstanding the fact that Mr. Shyam B. Ghia and Mr Shobhan M. Thakore shall attain the age of seventy five (75) years during their further term as Independent Directors of the Company. The Board recommends the Resolutions as set out in Item Nos. 5, 6 and 7 of the Notice for approval of the Members.

#### The information in respect of these Directors is as under:

1. Mr Dilip G Piramal, aged 69 years, a Graduate from Mumbai University, is one of India's leading industrialists. He is a Promoter and Chairman of VIP Industries Limited. He has vast experience and knowledge in the field of Corporate Management. He joined the Board of Directors of the Company in October, 1980.



He holds Directorships and memberships of Committees of following Companies:

1. VIP Industries Limited. (Chairman & Managing Director & Member)
2. KEC International Limited. (Independent Director)
3. DGP Securities Limited. (Chairman & Member)
4. Kiddy Plast Limited. (Director)
5. Gazelle Travels Private Limited. (Director)
6. DGP Enterprises Private Limited. (Director & Member)
7. DGP Capital Management Limited. (Director)

He is a member of Company's Nomination & Remuneration Committee.

He is also a member of the Audit Committee and Stakeholders' Relationship Committee of VIP Industries Limited.

He does not hold any shares in the Company.

2. Mr S.B. Ghia aged 71 years, is B.S. (USA) and has vast experience in Industry and Corporate management. He joined the Board of Directors of the Company in October, 1980.

He holds Directorships of following Companies:

1. Futura Polyesters Limited. (Chairman & Managing Director & Member)
2. Innovassynth Technologies (India) Limited. (Director)
3. Innovassynth Investments Limited. (Managing Director and Member)
4. Sonata Software Limited. (Director)

He is Chairman of Company's Audit Committee and Nomination & Remuneration Committee and member of Stakeholders' Relationship Committee

He does not hold any shares in the Company.

3. Mr Shobhan Thakore aged 71 years, B.A and L.L.B, is a well-known Solicitor and was partner of Talwar, Thakore & Associates, a leading Solicitor Firm. He joined the Board of Directors of the Company in April, 1988.

He holds Directorships and memberships of Committees of following Companies:

1. Bharat Forge Limited - (Director), Member – Audit Committee and Nomination and Remuneration Committee.
2. Morarjee Textiles Limited - (Director) and Chairman – Stakeholders' Committee, Member – Nomination and Remuneration Committee and Audit Committee
3. Uni Deritend Limited. - (Director) and Member – Nomination and Remuneration Committee
4. Birla Sunlife Insurance Co. Limited. (Director) and Member – Audit Committee and Nomination and Remuneration Committee
5. Sharda Cropchem Limited. - (Director) and Member – Stakeholders' Relationship Committee
6. Prism Cement Limited. (Chairman) and Member – Audit Committee
7. Raheja QBE General Insurance Co. Limited. - (Director) and Member – Audit Committee
8. Reliance Jio Media Private Limited. - (Independent Director), Member – Audit Committee and Nomination and Remuneration Committee.

He is a Chairman of Company's Stakeholders' Relationship Committee and member of Audit Committee and Nomination and Remuneration Committee.

He holds 11080 shares in the Company.

Except these concerned Directors being appointees, none of the Directors or Key Managerial Personnel of the Company and their relatives is concerned or interested, financially or otherwise, in the Resolutions as set out in Item Nos. 5, 6 and 7 of the Notice. None of them is related to any Director of the Company.

This Explanatory Statement together with the accompanying Notice may also be regarded as a disclosure under Regulation 36(3) of the Listing Regulations and Secretarial Standard on General Meetings (SS-2) of ICSI.

## ITEM NO. 8 and 9

Pursuant to the provisions of Section 149, 150, 152, 161, Schedule IV and other applicable provisions of the Companies Act, 2013, Ms Leja Hattiangadi was appointed as an Additional Director and Independent Director of the Company from November 1, 2018, while Mr. Chandrashekhar R. Gupte was appointed as an Additional Director and Independent Director with effect from May 21, 2019, for a period of five consecutive years commencing from the respective dates of their appointment subject to their appointment being approved by the Members.

Ms Leja Hattiangadi, aged 70 years, and Mr. Chandrashekhar R. Gupte, aged 69 years, have given their consent for the appointment as Independent Directors as well as their confirmation with regard to their independent status. They have confirmed that they are not in any way disqualified from being appointed as Directors. The Company has received notices from a Member under Section 160 of the Act proposing their candidature for appointment as Directors. The Nomination and Remuneration Committee as also the Board of Directors have recommended their appointment. In the opinion of the Board, the persons proposed to be appointed fulfil the conditions specified in the Act and in the SEBI Listing Regulations and are independent of the Management.

During their tenure of appointment, they shall not be liable to retire by rotation as provided under Section 152(6) of the Companies Act, 2013.

A copy of the draft letter of appointment of Independent Directors setting out the terms and conditions of appointment is available for inspection by the Members at the Registered Office of the Company during office hours, (i.e. 11.00 am to 4.00 pm) on all working days other than on Saturdays and Sundays till the date of the Annual General Meeting.

The Board considers that their association would be of immense benefit to the Company and it is desirable to avail their services as Independent Directors. The Board recommends the Resolutions as set out in Item Nos. 8 and 9 of the Notice for approval of the Members.

**The information in respect of these Directors is as under:**

1. Ms Leja Hattiangadi, aged 70 years, has vast experience in engineering contract business for nearly four decades. She is a Chemical Engineer from IIT Bombay and M.S. in Chemical Engineering from University of Massachusetts.

She is currently an adjunct professor in Chemical Engineering department of IIT Bombay. Before that she was with Tata Consulting Engineers since 1975 and headed its infrastructure projects. Thereafter she joined Jacobs India in 2005, a wholly owned subsidiary of Jacobs Inc which is one of the largest engineering and construction companies, as Director - Business Development and retired as Vice President – Business Development in 2015. For nearly two decades, she was also a specialist member on the panel of J.N. Tata Endowment for selection of chemical, environmental and biochemical engineers for overseas scholarships.

She holds Directorship and memberships of Committees of following Company:

Artson Engineering Limited – Director, Member – Audit Committee, Stakeholders' Relationship Committee and CSR Committee

She is Member of Company's Audit Committee and CSR Committee.

She does not hold any shares in the Company.

2. Mr. Chandrashekhar R. Gupte, aged 69 years, is a graduate in Science and a Fellow Member of the Institute of Chartered Accountants of India.

Mr. Gupte joined the Rubber Chemicals Division of Nocil Limited from its inception in 1976, held important positions as Head of Internal Audit, Finance, Sales & Marketing and eventually as Chief Executive of the said Division from 1995.

Mr. Gupte was thereafter appointed the Managing Director of Nocil Limited from August 2005 till August 2017. He was responsible and instrumental in achieving not only the growth in terms of revenue and profits for the Company but also in achieving substantial growth in sales in Domestic and International markets during his tenure as Managing Director. Under his leadership, substantial progress was made in the areas of R & D and Technology which enabled the Company to introduce new products and technologies successfully. Further, under his guidance, Nocil Limited could successfully implement its Dahej project.

He does not hold Directorships in any other Company.

He holds 20 shares in the Company.

Except Ms Leja Hattiangadi and Mr. Chandrashekhar R. Gupte being appointees, none of the Directors or Key Managerial Personnel of the Company and their relatives is concerned or interested financially or otherwise in the Resolutions as set out in Item Nos. 8 and 9 of the Notice. None of them is related to any Director of the Company.

This Explanatory Statement together with the accompanying Notice may also be regarded as a disclosure under Regulation 36(3) of the Listing Regulations and Secretarial Standard on General Meetings (SS-2) of ICSI.

**ITEM NO. 10**

At the last Annual General Meeting, the shareholders had approved appointment and payment of remuneration of Messrs. Hemant Shah & Associates for the year ended March 31, 2019. The Board of Directors has reappointed them to conduct cost audit for the year ending March 31, 2020. The remuneration as recommended by the Audit Committee and approved by the Board of Directors is Rs. 1,35,000/- (exclusive of GST) plus out-of-pocket expenses. The members are requested to pass the resolution for appointment and remuneration payable to M/s. Hemant Shah & Associates, as set out at item no.10 of the Notice.

None of the Directors/Key Managerial Personnel of the Company/their relatives, is, in any way, concerned or interested, financially or otherwise, in the resolution set out at item no.10 of the Notice.

## ITEM NO. 11

As per newly introduced Regulation 17(6)(e) of SEBI (LODR) (Amendment) Regulations, 2018, the fees or compensation payable to executive directors who are promoters or members of the promoter group, shall be subject to the approval of the shareholders by special resolution in general meeting, if-

- (i) the annual remuneration payable to such executive director exceeds Rs. 5 Crore or 2.5 per cent of the net profits of the listed entity calculated as per the provisions of Section 198 of the Companies Act, 2013, whichever is higher; or
- (ii) where there is more than one such director, the aggregate annual remuneration to such directors exceeds 5 per cent of the net profits of the listed entity.

At present, on the Board of Directors of the Company, there are two executive directors i.e. Mr. Yogesh M Kothari, Chairman and Managing Director and Promoter, and Mr. Suneet Kothari, Executive Director, who is a member of the Promoter Group.

The shareholders may note that the shareholders have already by a special resolution approved the remuneration payable to them within the limits as prescribed at that time as per Companies Act, 2013, while approving their appointment at the Annual General Meeting held on July 7, 2015. These Executive Directors are being paid the remuneration as per the terms approved by the shareholders. The aggregate annual remuneration paid to both these Executive Directors exceeds 5 per cent of the net profits of the Company. As a matter of abundant precaution and in order to comply with this new Regulation, a fresh approval of the shareholders by way of special resolution is being sought for retaining all existing terms and conditions of appointment of aforesaid Executive Directors including remuneration payable to them till the expiry of their respective term i.e. March 31, 2020 and December 31, 2019, respectively.

After considering the valuable contributions of Mr. Yogesh M. Kothari and Mr. Suneet Kothari in the growth of the Company, the Board recommends the special resolution set out at Item No. 11 of the Notice for approval by the Members.

Except Mr. Yogesh M, Kothari and Mr. Suneet Kothari, none of the Directors/Key Managerial Personnel of the Company/their relatives, is, in any way, concerned or interested, financially or otherwise, in the resolution set out at item no.11 of the Notice.

## II. ITEM NO. 3: DETAILS OF MR. PREMAL N. KAPADIA, NON-EXECUTIVE NON-INDEPENDENT DIRECTOR SEEKING RE-APPOINTMENT AS REQUIRED UNDER REGULATION 36 OF THE LISTING REGULATIONS:

In terms of provisions of the Companies Act, 2013, Mr. Premal N. Kapadia (DIN: 00042090), shall retire by rotation, at the ensuing 39th Annual General Meeting and being eligible offers himself for re-appointment.

Based on the recommendation of Nomination & Remuneration Committee and in terms of provisions of the Companies Act, 2013 and the SEBI (Listing Obligations and Disclosure Requirements) Regulations, 2015 (Listing Regulations), the Board of Directors of the Company at their Meeting held on May 21, 2019, have recommended his re-appointment of as Non-Executive Non Independent Director, liable to retire by rotation.

Mr. Premal N. Kapadia, aged 69 years, B.Sc. (Mumbai University), B.S. (USA) and M.S. Engg. (USA), has vast experience in Industry and Business Management. He joined the Board of Directors of the Company in July, 1999.

He holds Directorships and memberships of Committees of following Companies:

1. Harshadray Private Limited (Director & Member)
2. TUV India Private Limited (Director & Member)
3. Integrated Industrial Quality Management Private Limited (Director & Member)
4. Kaira Can Company Limited (Director & Member), Chairman – CSR Committee
5. Protos Engg. Co. Private Limited (Director & Member)
6. Providian Global Solutions Private Limited (Director & Member)
7. The West Coast Paper Mills Limited (Director), Member – Audit Committee and Remuneration Committee
8. ThyssenKrupp Industries India Private Limited (Director & Member)
9. Nimco Rata Iron Ore & Minerals Exports Private Limited (Director & Member)
10. Sujata Resources Private Limited (Director & Member)
11. Clarity Solutions Private Limited (Director & Member)
12. Disruptiv Solutions (India) Private Limited (Director & Member)
13. Sujata Commodities Intl. Limited, Dubai (Director)
14. Sujata Commodities Services DMCC, Dubai (Director)
15. Lucror Analytics Pte. Limited., Singapore. (Director & member)
16. Sukripa International Services DMCC, Dubai (Director)
17. Harshadray Intl. FZE, UAE. (Director)

18. Disruptive Exchange Pte. Limited, Singapore. (Director)

19. Sujarata Enterprises, Mumbai (Partner)

He is Member of Company's Audit Committee.

He does not hold any shares in the Company.

The Board considers that his association would be of immense benefit to the Company and it is desirable to avail of his services as a Director. The Board recommends the Resolutions as set out in Item Nos. 3 of the Notice for approval of the Members.

Except Mr. Premal N. Kapadia, being appointee, none of the Directors or Key Managerial Personnel of the Company and their relatives is concerned or interested financially or otherwise in the Resolutions as set out in Item No. 3 of the Notice. He is not related to any Director of the Company.

By order of the Board

**CS CHINTAMANI THATTE**  
 General Manager (Secretarial)  
 & Company Secretary

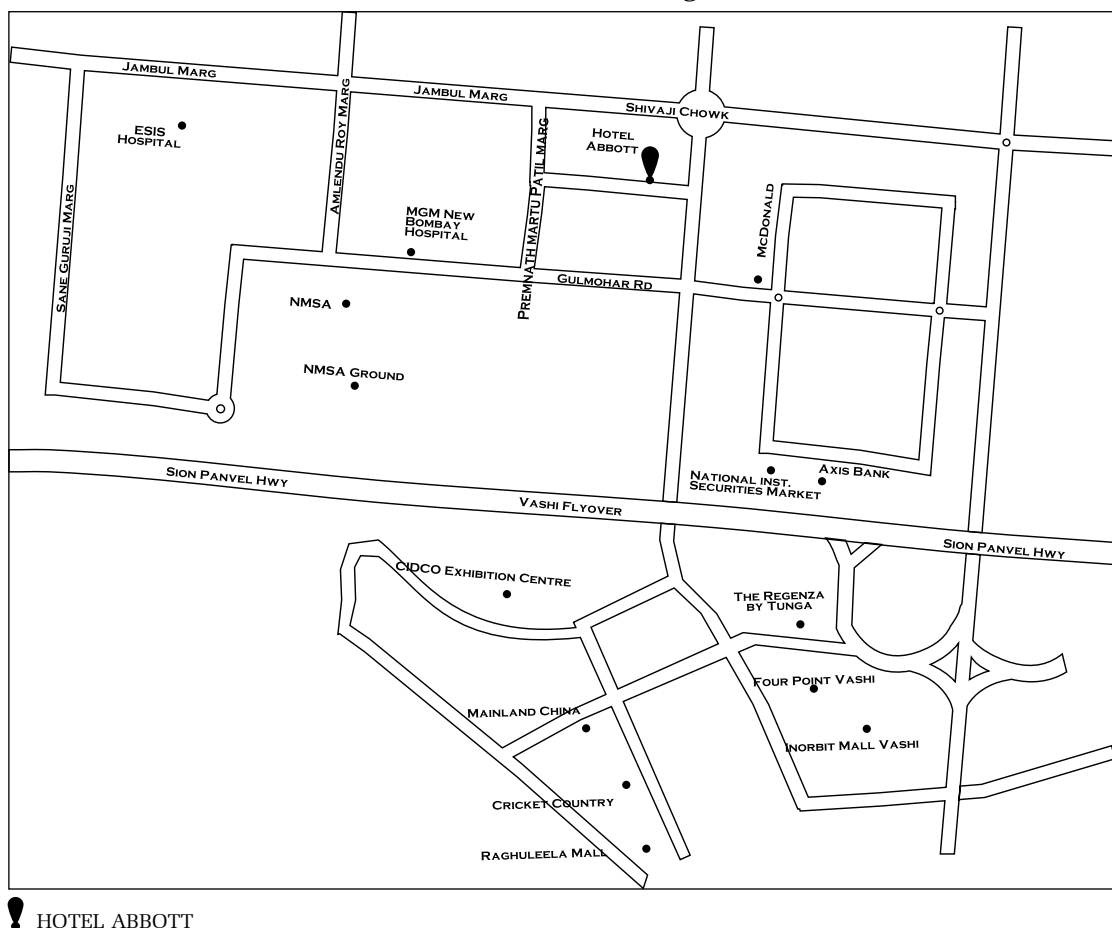
**Registered Office :**

401-407, Nirman Vyapar Kendra, Plot No. 10,  
 Sector 17, Vashi, Navi Mumbai 400 703.

CIN: L99999MH1979PLC021796

Navi Mumbai, May 21, 2019

**ROUTE MAP OF**  
**Annual General Meeting venue**



## DIRECTORS' REPORT TO THE MEMBERS

Dear Shareholders,

Your Directors take pleasure in presenting the 39th Annual Report on the business and operations of your Company together with Audited Financial Statements for the financial year ended March 31, 2019.

### 1. FINANCIAL RESULTS:

The financial performance of your Company is as summarized below for the year under review:

	2018-19 Rs. In Lakhs	2017-18 Rs. In Lakhs
Revenue from Operations	84640	62482
Other Income	395	316
Total Income	85035	62798
Profit before interest, depreciation & taxation	16830	11959
Interest & Financial Expenses	1477	815
Depreciation	2334	1567
Profit before Tax	13019	9577
Provision for Tax	4645	3148
Net Profit after Tax	8374	6429
Other Comprehensive Income	(68)	(47)
Total Comprehensive Income	8306	6382
Opening balance in Retained Earnings	24143	18925
Profit available for appropriations	32449	25307
Other adjustments due to IND AS Impact of adjustment in derivatives financial instruments	0	63
Dividends Paid	(1428)	(1020)
Tax on Dividends	(293)	(207)
Closing balance in Retained Earnings	30728	24143

### 2. PERFORMANCE HIGHLIGHTS AND STATE OF COMPANY'S AFFAIRS:

During the year under review, total Income increased from Rs. 62,798 lakhs to Rs. 85,035 Lakhs, an increase of 35%. Profit before tax for the year was Rs. 13,019 Lakhs compared to Rs. 9,577 Lakhs of the previous year (an increase of 35 %) and Profit after tax was Rs. 8,374 Lakhs as against Rs. 6,429 lakhs of the previous year (an increase of 30%). Your Directors do not propose to transfer any amount to the Reserves.

Further details of operations are given in the Management Discussion and Analysis Report annexed (Annexure 1). There has been no change in the nature of business of the Company.

### 3. DIVIDENDS:

Your Directors are pleased to recommend for your approval dividend of Rs. 8/- per Equity Share of Rs. 5/- each for the year ended March 31, 2019 (Previous Year: Dividend of Rs. 7/- per equity share of Rs. 5/- each). The total amount of dividend including Income Tax thereon amounts to Rs. 1,967 Lakhs (Previous Year Rs. 1,721 Lakhs). You are requested to approve the same.

### 4. SHARE CAPITAL:

The Company has, as on March 31, 2019, paid up share capital of Rs. 10,19,81,960/- consisting of 2,03,96,392 Equity Shares of Rs 5/- each fully paid up.

**5. MANAGEMENT DISCUSSION AND ANALYSIS REPORT:**

The Management Discussion and Analysis Report as required under Schedule V of the SEBI (Listing Obligations and Disclosure Requirements) Regulations, 2015 is included in this Annual Report (Annexure 1).

**6. NEW PROJECTS:**

Our new Plant at Dahej is functioning smoothly and we are planning increasing its capacity.

Our new Projects include:

- 1) Increasing capacity for production of Acetonitrile
- 2) Increasing capacity for production of Amine Hydrochloride
- 3) Setting up a multipurpose Amine Derivative plant at Dahej

**7. SUBSIDIARY/ASSOCIATE COMPANIES****Diamines & Chemicals Limited, Vadodara:**

Diamines and Chemicals Ltd., Vadodara, our Associate Company, has achieved a total income (net) of Rs. 4,828.11 Lakhs as against Rs. 3,994.29 Lakhs of the previous year. They made a profit after tax of Rs. 1,313.18 Lakhs as against Rs. 708.90 Lakhs of the previous year. They have declared a dividend of Rs. 2/- per equity share of Rs. 10/- each for the year ended March 31, 2019.

Pursuant to IND AS 110, Consolidated Financial Statements presented by the Company include the financial information of Diamines and Chemicals Ltd.

The company did not have any subsidiary company or any joint venture during the year.

**8. RESPONSIBLE CARE:**

Responsible Care is a voluntary initiative of International Council of Chemical Associations, implemented in India by Indian Chemical Council to safely handle the products from inception in the research laboratory, through manufacture and distribution, to ultimate reuse, recycle and disposal, and to involve the public in the decision making processes. We have got our company recertified for Responsible Care® in September 2017. Several programs and studies related to safety, environment and health have been taken up and are being implemented. The recertification is valid till September 2020.

Your Company continues to participate in developing Product Safety and Stewardship and Product distribution code as a part of initiative taken by Indian Chemical Council (ICC) along with other chemical companies. The objective was to update codes after rigorous implementation of Responsible Care program and findings of audits.

**8.1. Energy Conservation, Technology Absorption and Foreign Exchange Earnings and Outgo:**

The information on conservation of energy, technology absorption and other details stipulated under Section 134(3)(m) of the Companies Act, 2013 read with Rule 8 of The Companies (Accounts) Rules, 2014, is annexed herewith in "Annexure 2".

**8.2. Safety, Health and Environment:**

Keeping in line with the core values of being a responsible corporate citizen, an Integrated Management System to ensure an effective Environment Management and Occupational Health Management has been established by your Company.

At the new manufacturing site at Dahej, which was commissioned last year, Safety and Environment management systems, similar to those followed in Kurkumbh and Patalganga are being implemented. Safety performance is monitored regularly on monthly basis in monthly review meetings. The Dahej site is expected to be certified to IMS 9001: 14001 and 45001 during the financial year 2019-2020.

**(a) Safety:** We encourage a high level of awareness of safety issues among our employees and strive for continuous improvement. All incidents are investigated by a selected team and discussed in safety committee meetings and corrective actions, wherever necessary, are taken immediately. Employees are trained in safe practices to be followed at workplace. Compliance of safety training has improved over the years and there is active participation from employees. We take active part in Mutual Aid scheme in the respective industrial areas. We are one of the leading members of Local and District Crisis Group and have earned reputation amongst society around and statutory authorities for prompt support during Disaster Management events.

External safety audit was carried out by outside agencies and the audit recommendations are being implemented. No major deviation has been observed.



Safety promotional activities such as celebration of National safety week, world environment day and fire service day are celebrated with active participation of employees and contract workers. Competitions are held and prizes are awarded to successful participants. Persons from neighboring industries, schools, villagers and Govt. officers are invited during the week and for the closing safety week ceremony.

The Company conducts scheduled mock drill for emergency scenarios with the active involvement of its staff and occasionally in the presence of external stakeholders. The gaps, if any, are immediately addressed for closure. To strengthen the Emergency Response, the company conducts truncated drills and table top exercises to assess the performance of emergency responders. Daily tool box talks and safety talks to officers and contractors are done by the company staff.

The Company has a Disaster Management Plan. The company provides risk information to the community on how to respond in case of any emergency, as a part of its social and environmental responsibility.

Online deviation reporting system has been installed with access to all employees including contract employees. The deviations recorded are promptly corrected by Area in-charge and closed. Employees are rewarded for good suggestions related to Productivity/health/safety/environment. This system encourages participation and involvement of employees at all levels.

The Safe employee and Safe contractor awards initiated in 2015-16 were distributed accordingly in F.Y.- 2018-19.

Lost Time Injury/Near Miss Incidents are investigated thoroughly and necessary corrections and corrective actions implemented. All the incidents are recorded and investigated regularly. Walkthrough rounds by senior managers are conducted monthly and each area of the factory is visited regularly. Observed deviations are recorded and closed immediately. Special budget is allocated to Site Head for this activity. Reviews are held every month.

- (b) **Health :** Health of employees is of utmost importance. Periodic medical check-up of employees is done to monitor their health. Regular work area monitoring to check concentration of chemicals, noise level, and quality of ambient air is carried out based on National Ambient Air Quality Standard. We also have well equipped Occupation Health Center with a Doctor, appropriate staff and own Ambulance Vehicle at manufacturing sites at Patalganga, Kurkumbh and Dahej. We have team of employees trained as FIRST AIDERS who contribute their acquired skills while on duty as well as away from duties to serve the society. Occupational Health and Safety issues are continuous focus points for your Company. Kurkumbh and Patalganga sites are offering themselves for certification to ISO 45001:2018 (OHS Management System) under the scope of IMS. ISO 45001: 2018 is under implementation at Dahej and certification is planned in 2019-20.

New employees undergo pre-employment medical check-up before appointment. Training programs are arranged on lifestyle diseases by eminent doctors. Health camps (including blood donation camps) are arranged. Drivers are provided training on understanding the hazards of transported chemicals and their impacts on health. Occupational health Centre have been upgraded and modern equipments are provided. This year also we have initiated Health promotional activities such as celebrating International Yoga day and conducting Yoga training of our employees and contractors at all our sites.

- (c) **Environment:** In line with our Alkyl Policy, we give utmost importance to Environment protection and adherence to pollution control norms. Environmental Management System at Patalganga and Kurkumbh are certified to ISO 14001:2015. Dahej is scheduled for certification in 2019-20.

Environment protection and adherence to pollution control norms is of high concern for our company.

- i) **Air Emissions** – We monitor regularly emissions from various sources and are very particular about compliance with statutory requirement. Projects are undertaken for reduction of emissions. During the year, in Patalganga plant, we have provided a sprinkler system at coal storage, conveyor and crusher area.
- ii) **Liquid Waste Treatment** – We have integrated Effluent Treatment Plants and we maintain outlet standards within the prescribed limits. Continuous efforts are made by improving the internal processes to minimize the quantity of effluent generated. During the year, we have enhanced the capacity of tertiary plant in ETP to bring down TSS. Our Company is also a member of the CETP located at Patalganga and Kurkumbh. We have installed three RO units of 100KL, 100KL & 20KL capacity with MEE unit to recycle 50% of our effluent at Kurkumbh in this year. At Patalganga we are planning to recycle effluent by installing 20 KL RO unit. Our Dahej ETP outlet is recycled for cooling tower makeup whenever required.
- iii) **Solid Waste Management** – Solid wastes are disposed of to secured landfill or sent for incineration at the hazardous waste disposal facility. The manufacturing sites at Patalganga, Kurkumbh and Dahej are members of the Authorized Common Hazardous Waste Transport, Storage & Disposal Facility namely; Mumbai Waste Management Limited,

Taloja, Maharashtra Enviro Power Limited, Ranjangaon and Bharuch Enviro Infrastructure Ltd. respectively. We have a program in place for waste management using reduction/ recycle/ reuse/ recovery techniques. These programs are continuously reviewed for monitoring their progress and effectiveness.

- iv) Green belt – Tree plantation inside and outside the factory premises is given utmost importance and is done on a regular basis.

- v) Non- conventional Renewable Energy and Natural Resource conservation –

Our 2 MW Solar Power Plant at Bhoom, Maharashtra, is working satisfactorily. Solar Water heaters have been installed at the staff colony. Use of water from the Sewage Treatment Plant for gardening, and number of GO GREEN activities were undertaken at the plant and staff colony.

- vi) New storm water drainage system which was constructed in Kurkumbh to regulate flow of water to outside factory premises is working as expected.

## 9. CORPORATE SOCIAL RESPONSIBILITY:

Your Company works with a deep sense of social commitment and contributes towards the welfare of the society that it is part of. The Company has formulated a Corporate Social Responsibility (CSR) Policy indicating the activities to be undertaken by the Company, which has been approved by the CSR Committee and the Board. Your Company's concerns are focused on Environment Sustainability & Rural Development, Health/Women Empowerment, Education/Sports and others. The Annual Report on CSR activities is annexed herewith as "Annexure 3". The CSR Policy can be viewed on the website of the Company.

## 10. DIRECTORS AND KEY MANAGERIAL PERSONNEL:

The shareholders at their 34th Annual General Meeting (AGM) had appointed Mr. Dilip G. Piramal, Mr. Shyam B Ghia and Mr. Shobhan M. Thakore as the Independent Non Executive Directors to hold office for 5 consecutive years for a term upto conclusion of ensuing AGM. They are eligible for re-appointment as Independent Non Executive Directors for a second term of 5 consecutive years. Pursuant to the provisions of the Companies Act, 2013, SEBI Regulations and on the recommendation of Nomination and Remuneration Committee, the Board of Directors recommend their re-appointment as Independent Non Executive Directors, subject to the approval of members by special resolution, for a second term of 5 consecutive years with effect from conclusion of ensuing 39th Annual General Meeting of the Company, i.e. 6th August, 2019 upto 5th August, 2024.

The said Directors have given their consent for re-appointment and have confirmed that they still retain their status as Independent Directors and that they do not suffer from any disqualifications for appointment. The proposal for their re-appointment is based on the evaluation of their performance carried out by the Board other than the Director evaluated. The Board recommends the reappointment of these Directors.

In term of the provisions of amended SEBI (Listing Obligation and Disclosure Requirements) Regulations, Mr. Premal N. Kapadia, has ceased to be the Independent Director and will continue as Non-Independent Non-Executive Director of the Company. He retires by rotation at the Annual General Meeting and, being eligible, has offered himself for re-appointment. The Board recommends his reappointment as a Director liable for retirement by rotation.

Pursuant to the provisions of the Companies Act, 2013, SEBI Regulations and on the recommendation of Nomination and Remuneration Committee, the Board of Directors at their meeting held on 1st November, 2018 appointed Ms. Leja Hattiangadi as Additional Director (Independent Non-Executive Director), of the Company with effect from 1st November, 2018. She holds the office till the conclusion of the ensuing Annual General Meeting of the Company and is eligible for appointment. The Board of Directors recommends her appointment, subject to the approval of the shareholders at the ensuing Annual General Meeting, as an Independent Non Executive Director for a term of 5 consecutive years from 1st November, 2018 upto 31st October, 2023. She has given her consent for the appointment and has confirmed that she is not in any way disqualified from being appointed as director. She has also given her confirmation with regard to her independent status vis-à-vis the Company. The Board recommends her appointment.

Pursuant to the provisions of the Companies Act, 2013, SEBI Regulations and on the recommendation of Nomination and Remuneration Committee, the Board of Directors at their meeting held on May 21, 2019 appointed Mr Chandrashekhar R. Gupte as Additional Director (Independent Non-Executive Director), of the Company with effect from May 21, 2019 for a period of 5 consecutive years. He holds the office till the conclusion of the ensuing Annual General Meeting of the Company and is eligible for appointment. The Board of Directors recommends his appointment, subject to the approval of the shareholders at the ensuing Annual General Meeting, as an Independent Non-Executive Director for a term of 5 consecutive years from May 21, 2019 upto May 20, 2024. He has given his consent for the appointment and has confirmed that he is not in any way disqualified from being appointed as director. He has also given his confirmation with regard to his independent status vis-à-vis the Company. The Board recommends his appointment.

The Company has received notices under Section 160 of the Act, from a Member proposing the re-appointment of Mr. Dilip G. Piramal, Mr. Shyam B Ghia, Mr. Shobhan M. Thakore and proposing the appointment of Ms. Leja Hattiangadi and Mr. Chandrashekhara R. Gupte, as Independent Non-Executive Directors of the Company.

Ms. Tarjani Vakil resigned as Director (Independent Non-Executive Director) of the Company with effect from January 29, 2019 due to personal reasons. She was associated with the Company as a Director since August, 2005 and had been Chairperson of the CSR Committee of the Company. The Company received very valuable advice and guidance from her not only on CSR matters, but also on various financial aspects. The Board of Directors has placed on record its sincere appreciation for her rich contribution during her tenure as a Director.

Mr. Hemendra M. Kothari resigned as Director (Non-Executive Non-Independent Director) of the Company with effect from May 21, 2019 as at his age of 73 years he would like someone younger to take it further to add value to the company. He was associated with the Company as a Director for almost 40 years, since October, 1980 and also as Chairman of the Board of Directors upto September, 1995. He had been a great support, a source of encouragement and inspiration for the Company through out. During his tenure, the Board received very valuable guidance and advice from him on various business aspects including financing for various projects. The Board of Directors has placed on record its sincere appreciation for his outstanding contribution during his tenure as a Director.

The following are the Key Managerial Personnel of the Company in terms of the provisions of the Act read with The Companies (Appointment and Remuneration of Managerial Personnel) Rules, 2014:

- Mr. Yogesh M. Kothari, Managing Director
- Mr. Suneet Y. Kothari, Executive Director
- Mr. Kirat Patel, Executive Director
- Mr. Rahul Mehta, General Manager (Finance & Accounts) as Chief Financial Officer
- Mr. Chintamani Thatte, General Manager (Secretarial) & Company Secretary (and Compliance Officer) (appointed w.e.f. January 30, 2019).

Mr. K. P. Rajagopalan has ceased to be the Company Secretary and Compliance Officer w.e.f. January 30, 2019. Mr. K. P. Rajagopalan has been with the Company as Company Secretary since July, 1986. The Board appreciates his contribution to the business of the Company, especially in Secretarial, Legal and Commercial matters. However, he continues to be General Manager (Legal).

#### 10.1 Board Evaluation

Pursuant to the provisions of Companies Act, 2013 and SEBI (LODR) Regulations, 2015, the annual evaluation has been carried out by the Board of its own performance and that of its Committees and individual Directors by way of individual and collective feedback from Directors. The Directors expressed their satisfaction with the evaluation process.

#### 10.2 Remuneration Policy

The Board has, on the recommendation of the Nomination & Remuneration Committee framed a policy for selection and appointment of Directors, Senior Management and their remuneration. The Remuneration Policy can be viewed on the company's website.

#### 10.3 Meetings

During the year four Board Meetings and four Audit Committee Meetings were convened and held, the details of which are given in the Corporate Governance Report. The intervening gap between the Meetings was within the period prescribed under the Companies Act, 2013. Details of meetings of other Committees are provided in Corporate Governance Report.

#### 10.4. Directors' Responsibility Statement

To the best of their knowledge and belief and according to the information and explanations obtained by them, your Directors make the following statements in terms of Section 134(3)(c) of the Companies Act, 2013:

- a. that in the preparation of the annual financial statements for the year ended March 31, 2019, the applicable accounting standards have been followed along with proper explanation relating to material departures, if any;
- b. that such accounting policies as mentioned in Note 1 of the Notes to the Financial Statements have been selected and applied consistently and judgement and estimates have been made that are reasonable and prudent so as to give a true and fair view of the state of affairs of the Company as at March 31, 2019 and of the profit of the Company for the year ended on that date;
- c. that proper and sufficient care has been taken for the maintenance of adequate accounting records in accordance with the provisions of the Companies Act, 2013 for safeguarding the assets of the Company and for preventing and detecting fraud and other irregularities;
- d. that the annual financial statements have been prepared on a going concern basis;

- e. that proper internal financial controls were in place and that the financial controls were adequate and were operating effectively.
- f. that systems to ensure compliance with the provisions of all applicable laws were in place and were adequate and operating effectively.

No material changes or commitments have occurred between the end of the financial year and the date of this Report which affect the financial statements of the Company in respect of the reporting year.

#### **11. RISK MANAGEMENT:**

The Company has an elaborate Risk Management reporting system, which is designed to enable risks to be identified, assessed and mitigated appropriately. The Board oversees the Risk Management Report detailing all the risks that the Company faces such as Marketing, Supply Chain, Commercial, Operations and Safety, Human Resource, Compliance and Financial and there is an adequate risk management infrastructure in place, capable of addressing those risks.

#### **12. INTERNAL FINANCIAL CONTROLS:**

Internal Financial Controls are an integrated part of the risk management reporting system, addressing financial and financial reporting risks. Assurance on the effectiveness of internal financial controls is obtained through management reviews and continuous monitoring by functional experts. We believe that these checks provide reasonable assurance that our internal financial controls are designed effectively, are adequate and are operating as intended.

#### **13. VIGIL MECHANISM/WHISTLE BLOWER POLICY:**

The Company has established a Vigils Mechanism/Whistle Blower Policy for Directors and Employees to report their genuine concerns. The Mechanism provides for adequate safeguards against victimization of director(s)/ employee(s) who can avail of the mechanism and also provides for direct access to the Chairman of the Audit Committee in exceptional cases.

#### **14. RELATED PARTY TRANSACTIONS:**

All related party transactions that were entered into during the financial year were at an arm's length basis and were in the ordinary course of business. There are no materially significant related party transactions made by the Company with Promoters, Directors, Key Managerial Personnel or other designated persons which may have a potential conflict with the interest of the Company at large.

All Related Party Transactions are placed before the Audit Committee as also the Board for approval. Prior omnibus approval of the Audit Committee is obtained on a quarterly basis for the transactions which are of a foreseen and repetitive nature. The transactions entered into pursuant to the omnibus approval so granted are audited and a statement giving details of all related party transactions is placed before the Audit Committee and the Board of Directors for their approval on a quarterly basis.

The policy on Related Party Transactions as approved by the Board is uploaded on the Company's website.

Since all related party transactions entered into by the Company were in the ordinary course of business and were on an arm's length basis, form AOC-2 is not applicable to the Company.

#### **15. CODE OF CONDUCT:**

The Board of Directors has laid down a Code of Conduct applicable to the Board of Directors and Senior Management, which is available on the company's website. All Board Members and Senior Management personnel have affirmed compliance with the code of conduct.

#### **16. INSIDER TRADING POLICY:**

As required under the new amended Insider Trading Policy Regulations of SEBI issued in January, 2019, your Directors have framed and approved new Insider Trading Policy for the Company i.e. 'Code of Practices and Procedures for Fair Disclosure of Unpublished Price Sensitive Information' and 'Code of Conduct for Regulating Monitoring and Reporting of Trading by Designated Persons/Insiders'. The said Policies shall be applicable from April 1, 2019. The Policy is available on the Company's website.

#### **17. FIXED DEPOSITS:**

The Company has not accepted any fixed deposits from the public within the meaning of Section 73 of the Companies Act, 2013 and the Companies (Acceptance of Deposits) Rules, 2014.

#### **18. INSURANCE:**

The Properties and Assets of the Company are adequately insured.

**19. SIGNIFICANT AND MATERIAL ORDERS PASSED BY THE REGULATORS OR COURTS OR TRIBUNALS:**

There are no significant material orders passed by the Regulators / Courts / Tribunals which would impact the going concern status of the Company and its future operations.

**20. PARTICULARS OF LOANS, GUARANTEES OR INVESTMENTS BY THE COMPANY:**

Details of loans, guarantees and investments covered under the provisions of Section 186 of the Companies Act, 2013, wherever applicable, are given in the notes to financial statements.

**21. AUDITORS:****21.1 Statutory Auditors**

The Audit Committee and Board of Directors of the Company respectively at their meetings held on 21st May, 2019 proposed, subject to approval of shareholders, the appointment of M/s. N.M. Raiji & Co., Chartered Accountants, (Firm Registration No. 108296W) as Statutory Auditors of the Company, to hold office for the balance three years in their first term i.e. from the conclusion of ensuing Annual General Meeting up to the conclusion of 42nd Annual General Meeting of the Company. They have given their consent, confirming that their appointment, if made, would be in accordance with the provisions of Section 139 and 141 of the Companies Act, 2013 read with the Companies (Audit and Auditors) Rules, 2014. The Auditor's Report for financial year 2018-19 does not contain any qualification, reservation, disclaimer or adverse remark. There was no instance of fraud during the year under review, which required the Statutory Auditors to report to the Audit Committee and / or Board under Section 143(12) of Act and Rules framed thereunder. The Auditor's Report is enclosed with the financial statements in this Annual Report.

**21.2 Cost Auditors**

In terms of the Section 148 of the Companies Act, 2013 ('the Act') read with Rule 8 of the Companies (Accounts) Rules, 2014, it is stated that the cost accounts and records are made and maintained by the Company as specified by the Central Government under sub-section (1) of Section 148 of the Companies Act, 2013.

The Board of Directors has, on the recommendation of Audit Committee, re-appointed Messrs. Hemant Shah & Associates, as Cost Auditor for the year 2019-20 under Section 148 of the Act read with The Companies (Cost Records and Audit) Amendment Rules 2014.

The remuneration payable to the Cost Auditor is required to be placed before the Members in a general meeting for their ratification. Accordingly, Resolution seeking Members' ratification for the remuneration payable for their re-appointment as Cost Auditor for the year 2019-20 is sought under Item No. 10 of the Notice convening the Annual General Meeting.

**21.3 Secretarial Audit**

Pursuant to the provisions of Section 204 of the Companies Act, 2013, The Companies (Appointment and Remuneration of Managerial Personnel) Rules, 2014 and SEBI (Listing Obligations and Disclosure Requirements) Regulations, 2015 as amended, the Board of Directors has, on the recommendation of Audit Committee, re-appointed Mr. Prashant Mehta, Practising Company Secretary, to undertake the Secretarial Audit of the Company for the financial year ending 31st March, 2020.

The Report of the Secretarial Auditor for the financial year ending 31st March, 2019 is annexed herewith as "Annexure 4". The Auditor's Report for financial year 2018-19 does not contain any qualification, reservation, disclaimer or adverse remark.

**22. CORPORATE GOVERNANCE:**

As per SEBI (Listing Obligations and Disclosure Requirements) Regulations, 2015, a separate section (Annexure 5) on corporate governance practices followed by the Company, together with a certificates from the Company's Secretarial Auditors confirming compliance forms an integral part of this Report.

**23. CONSOLIDATED FINANCIAL STATEMENTS:**

The Consolidated Financial Statements of the Company prepared in accordance with relevant IND AS 110 issued by the Institute of Chartered Accountants of India form part of this Annual Report.

**24. EXTRACT OF ANNUAL RETURN:**

The extract of annual return in Form MGT 9 as required under Section 92(3) of the Companies Act, 2013 and Rule 12 of the Companies (Management and Administration) Rules, 2014 is annexed herewith as Annexure 6.

**25. EMPLOYEES:****a) Employee Stock Option Plan 2018 (ESOP 2018)**

During the year under review, the Company sought approval of shareholders by way of Postal Ballot to introduce and implement Company's Employees Stock Option Scheme called "AACL - Employees Stock Option Plan 2018" ('the Scheme'). The shareholders have approved the Scheme.

Thereafter during the year under review, 54,621 stock options were granted to twelve (12) employees under the Scheme. The Scheme is in compliance with SEBI (Share Based Employee Benefits) Regulations, 2014 (SBEB Regulations). There was no change in the Scheme. A certificate from the Auditors of the Company that the Scheme has been implemented in accordance with SBEB Regulations and the resolution passed by the members, shall be placed in the ensuing Annual General Meeting for inspection of the members. The disclosures regarding stock options required to be made under the provisions of the SBEB Regulations, 2014 are available on the website of the Company at <http://alkylamines.com/investors/ESOP%20Disclosure.pdf>

**b) Disclosures Under Section 197 of The Companies Act, 2013**

Disclosures pertaining to the remuneration and other details as required under Section 197(12) of the Act read with Rule 5(1) of the Companies (Appointment and Remuneration of Managerial Personnel) Rules 2014 thereunder forms part of the Board's Report. The said disclosures, information and details in respect of employees of the Company required pursuant to said Section and the Rule will be provided upon request. Further a statement showing the names and particulars of employees drawing remuneration in excess of limits as set out under Rule 5(2) of the said Rules also forms part of this Report. However, in terms of Section 136 of the Companies Act 2013, the Report and Accounts are being sent to the Members and others entitled thereto, excluding the statement of particulars of employees and is available for inspection by the Members at the Registered Office of the Company during business hours on working days of the Company up to the date of the ensuing Annual General Meeting. If any Member is interested in obtaining a copy thereof, such Member may write to the Company Secretary in this regard.

**26. DISCLOSURE UNDER SEXUAL HARASSMENT OF WOMEN AT WORKPLACE (PREVENTION, PROHIBITION AND REDRESSAL) ACT, 2013:**

In line with the requirements of the Sexual Harassment of Women at Workplace (Prevention, Prohibition and Redressal) Act, 2013, the Company has set up Complaints Committees at its workplaces. No complaints have been received during the year 2018-19.

**27. CAUTIONARY STATEMENT:**

Statements in the Board's Report and the Management Discussion & Analysis describing the Company's objectives, expectations or forecasts may be forward-looking within the meaning of applicable securities laws and regulations. Actual results may differ materially from those expressed in the statement. Important factors that could influence the Company's operations include global and domestic demand and supply conditions affecting selling prices of finished goods, input availability and prices, changes in government regulations, tax laws, economic developments within the country and other factors such as litigation and industrial relations.

**28. ACKNOWLEDGEMENTS:**

The Directors wish to place on record their appreciation of the continuous support received by the Company from the investors, Banks, Central/State Government Departments, its Customers and Suppliers.

For and on behalf of the Board

Place: Mumbai

Dated: May 21, 2019

**YOGESH M. KOTHARI**  
Chairman & Managing Director  
(DIN: 00010015)



## MANAGEMENT DISCUSSION AND ANALYSIS REPORT

### ANNEXURE 1

#### INDUSTRY STRUCTURE AND DEVELOPMENT

We are global manufacturers and suppliers of amines, amine derivatives and other specialty chemicals. We have three manufacturing sites, two in Maharashtra, i.e. at Patalganga and at Kurkumbh and one in Gujarat, i.e. at Dahej. We have an R&D Centre located at Pune, Maharashtra, equipped with advanced equipment and analytical instruments. We also have a Solar Plant at Bhoom, Dist. Osmanabad, Maharashtra State. We have an excellent team of technical and commercial professionals with expertise in chemical manufacturing and marketing.

Our products have application in important industries like pharmaceuticals, agro-chemicals, water treatment chemicals, rubber chemicals, etc. We cater to both domestic and international market. We have competition both from local and international producers.

For more details, please refer to our website [www.alkylamines.com](http://www.alkylamines.com).

#### OPPORTUNITIES AND THREATS

The Chemical Industry is critical for the economic development of our country providing products and enabling technical solutions in virtually all sectors of the economy. Our country is moving up the ranks as a global economic power and a business magnet for investment. The demand for our products is steadily increasing both in India and abroad. Key drivers for success in the chemical sector include proximity to strong growth markets, greater ease in doing business and the continued development of petroleum, chemicals and petrochemical investment. Backed by one of the strongest GDP growth rates in the world, the future looks bright both for the Indian chemical industry as well as our Company.

Your Company is ready to take the challenges of increased demand by continuously by adding capacities, adding new products and investing in upgradation of its manufacturing capacities. During this year, we have started supplying Ethanol to Refineries under the Ethanol Blended Programme of Government of India. The in-house R&D Department has been developing quality products and is also striving for achieving cost efficiencies.

The industries in which our products have application, like pharmaceuticals, agrochemicals, rubber chemicals etc. are growing at a reasonable pace. We have a fair chance of improving our position as a reliable supplier of good quality chemicals to these industries. Our Core Competence in chemical handling and manufacturing supported by an able technical team, should provide a lot of opportunities and scope to the company to improve its performance. We enjoy leadership position in some of the products in domestic market, driven by strong in-house technology, diversified product portfolio and customer base.

The commodity nature of some of our products makes them susceptible to fluctuations in raw material prices and exchange rates. The company is vulnerable to alcohol price volatility. Domestic alcohol prices are dependent on the cyclical nature of the sugar industry and Government policy for its use in oil sector. Other petroleum based raw materials are subject to international gas/crude oil price fluctuation. The recent US embargo on Iran, is likely to have an impact on commodity prices.

Being a global player, we are also exposed to competition not only from domestic players but also large international players. Cheap imports have posed problems, which are being addressed by consistency in quality of the products and improving production efficiencies and also by initiating anti-dumping investigations.

#### OUTLOOK

For the year 2019-20, our focus will continue on sustainable growth by taking measures for:

- a) increasing our market share of existing products; and
- b) creating new business with new products, both in domestic and export market

Increased competition from global and domestic players, are putting pressure on sales prices. Increase in prices of certain raw materials also put pressure on contribution. However, with the global growth of chemicals focused more on Asia, it is expected that there will be further growth in chemical industry.

During the year 2019-20, we expect our investments in various projects to add to both our topline and bottomline.

We will continue with our efforts for improving our bottom-line by expanding our product-range, while re-looking at business strategies and models, wherever necessary. With our continuous efforts for improving efficiencies and margins, barring, unforeseen circumstances, we expect to achieve better results for the year 2019-20.

#### RISKS AND CONCERNS

The economic and business environment is fast evolving. The global market is complex and demands a very efficient and complex supply chain configuration. The Company has a risk management policy, which from time to time, is reviewed by the Audit Committee of Directors as well as by the Board of Directors. The Policy is reviewed quarterly by assessing the threats and opportunities that will impact the objectives set for the Company as a whole. The Policy is designed to provide the categorization of risk into threat and its cause, impact, treatment and control measures. As part of the Risk Management policy, the relevant parameters for all manufacturing sites are analyzed to minimize risk associated with protection of environment, safety of operations and health of people at work

and monitored regularly with reference to statutory regulations and guidelines defined by the Company. The Company fulfills its legal requirements concerning emission, waste water and waste disposal. Improving work place safety continued to be top priority at all manufacturing sites.

#### **INTERNAL CONTROL SYSTEMS AND THEIR ADEQUACY**

Your Company's internal control procedures which includes internal financial controls, ensure compliance with various policies, practices and statutes in keeping with the organization's pace of growth and increasing complexity of operations. We have set up a statutory compliance management system to ensure compliance with various applicable laws.

We have in place internal control systems in all spheres of activities commensurate with the size of the Company. The system is helping the Managers to advantageously assimilate information and make more knowledge-based and efficiency-driven decisions. The internal control is supplemented by effective internal audit being carried out by an external firm of chartered accountants. The Internal Auditor's team carries out extensive audits throughout the year across all locations and across all functional area.

The Audit Committee of Directors regularly reviews the findings of the Internal Auditors and effective steps to implement the suggestions/observations of the Auditors are taken and monitored regularly.

Your Company also has laid down procedures and authority levels with suitable checks and balances encompassing the entire operations of the Company.

#### **FINANCIAL PERFORMANCE WITH RESPECT TO OPERATIONAL PERFORMANCE AND SEGMENT-WISE PERFORMANCE AND KEY FINANCIAL RATIOS**

Total Income amounted to Rs. 85,035 Lakhs compared to Rs. 62,798 Lakhs of the previous year. The profit before tax amounted to Rs. 13,019 Lakhs compared to Rs. 9,577 Lakhs reported last year.

The Company operated in one segment area i.e. Specialty Chemicals. During the year, our gross domestic sales amounted to Rs. 78,266 Lakhs compared to Rs. 55,603 Lakhs of the previous year. Exports increased from Rs. 10,909 Lakhs (FOB) of the previous year to Rs. 14,737 Lakhs (FOB) for the year 2018-19. The details of key financial ratios i.e., debtors' turnover, inventory turnover, interest coverage, current ratio, debt-equity ratio, operating profit margin, net profit margin and return on Net Worth are given in financial highlights and Note 42.1 to the Audited Accounts. Interest Coverage Ratio reduced from 12.75 times in 2017-18 to 9.82 times in F.Y. 2018-19. This was mainly due to capitalization of interest in respect of Dahej plant in the F.Y. 2017-18.

#### **HUMAN RESOURCES AND INDUSTRIAL RELATIONS**

The Company believes that its employees are the key to driving sustainable performance and developing competitive advantage. The HR policies and procedures of your Company are geared towards nurturing and development of Human Capital. The Company had 510 employees as on March 31, 2019. Memorandum of Settlement was entered recently with employees at Patalganga plant. Your Company has transparent processes for rewarding performance and retaining talent.

We had conducted a survey among senior management staff to ascertain "What's working well in the Company" and "areas of improvement". We have benchmarked our Company with some other organisations and outlined the challenges which the Company is facing along with proposed road maps. The Senior Management people had deliberations and drawn an execution plan based on priority suggested by the Group to work towards a Future Ready Organisation.

Skill Gap Analysis and other systems are also in place to identify the training interventions required. Employee relations at all locations continued to remain cordial. Your Directors wish to acknowledge the sincere and dedicated efforts of the employees of the company and would like to thank them for the same.

#### **WHISTLE BLOWER POLICY**

The Company has a whistle-blower policy to deal with instances of fraud and mismanagement, if any.

The details of the policy are explained in the Corporate Governance Report and also posted on the website of the Company.

For and on behalf of the Board of Directors

**YOGESH M. KOTHARI**  
Chairman & Managing Director  
(DIN: 00010015)

Place : Mumbai

Dated : May 21, 2019

## ANNEXURE 2

[Section 134(3)(m) of The Companies Act, 2013 read with Rule 8(3) of The Companies Act, 2013]

### (A) ENERGY CONSERVATION:

Energy conservation continues to be an active focus area for your Company since it is not only a major cost in the manufacturing process but, more importantly, a significant part of your Company's corporate social responsibilities. Your Company has taken several initiatives at each plant level in order to conserve energy which is in line with our policy of conservation of natural resources. The Company has been certified for the ISO 50001:2011, Energy Management System.

Projects Implemented to conserve energy include:

1. Phase wise APFC installation to improve power factor and reduce electrical consumption.
2. LED light fixtures to replace old lamps as a continual improvement same as previous objective.
3. Used calcium silicate insulation for steam lines at Dahej to improve heat loss.
4. Recovering the heat from high pressure condensate by generating low pressure steam and reusing in the process same as previous year.
5. Replacing old air-conditioners with new energy efficient non-CFC air conditioners as per objective.
6. Replacing conventional motors by high efficiency motors and thereby improving energy efficiency.
7. Phase wise installing Energy Meters for each consumer in Patalganga that benefited in monitoring the daily consumption and taking immediate action on abnormal change.
8. Reducing compressors power consumption by conducting pressure drop survey in process & reducing pressure drop at Patalganga.
9. Providing VFD for boiler FD fans at Patalganga.

### (B) TECHNOLOGY ABSORPTION:

1. Specific areas in which R & D carried out by the company
  - a) Development of continuous and batch process for aliphatic amines, amine derivatives and specialty intermediates.
  - b) To develop value addition products from the waste streams.
  - c) Improvement in existing processes for commercialized product based on latest technology.
2. Benefits derived as a result of the above R & D
  - a) Developed a continuous process for aliphatic amine and also for a heterocyclic amine and the commercial trials are planned.
  - b) Developed processes for three new products used for various industrial applications.
  - c) Developed a process for the isolation of important raw material from effluent stream of our existing product. This will be used for our captive consumption.
3. Future plans of action
  - a) Scale up trials for the products developed in previous year
  - b) Development of new processes for new products
  - c) To develop value addition products from the existing waste streams
4. Expenditure incurred on Research & Development
 

a) Revenue Expenditure	:	Rs. 350.34 Lakhs
b) Capital Expenditure	:	Rs. 16.80 Lakhs
Total		Rs. 367.14 lakhs
Total R&D expenditure as a percentage of Total Turnover		0.43%

### (C) FOREIGN EXCHANGE EARNINGS & OUTGO

	2018-19	2017-18
Foreign Exchange earned	<b>Rs. 14,737.75 Lakhs</b>	Rs. 10,908.73 Lakhs
Foreign Exchange used	<b>Rs. 8,903.65 Lakhs</b>	Rs. 7,127.90 Lakhs

### ANNEXURE 3

#### ANNUAL REPORT ON CSR ACTIVITIES FORMING PART OF DIRECTORS' REPORT FOR THE YEAR 2018-19

1. A brief outline of the Company's CSR policy, including overview of projects or programmes proposed to be undertaken and a reference to the web-link to the CSR policy and projects or programmes.

CSR Policy is placed on the company's website: [www.alkylamines.com](http://www.alkylamines.com)

2. Composition of the CSR Committee:

Mr. Yogesh M. Kothari	(Chairman)	Chairman & Managing Director
Ms. Leja Hattiangadi	Member	Independent Director
Mr. Kirat Patel	Member	Executive Director

3. Average profit (as calculated for the purpose of CSR) of the Company for last three financial years:

Average profit: Rs. 8357 Lakhs

4. Prescribed CSR expenditure (two per cent of the amount as in item 3 above):

The Company is required to spend Rs. 167.14 lakhs towards CSR for the year 2018-19.

5. Details of CSR spent during the financial year 2018-19:

(a) Total Gross amount spent for the financial year: Rs. 167.39 lakhs (Previous year: Rs. 155.10 Lakhs)

(b) Amount unspent, if any: Nil

(c) Manner in which the amount spent during the financial year is detailed below

Sr. No.	Project Area/ Sector	Locations	Amount Outlay (Budget) Project or Programs wise	Amount (Gross) spent on the project or programs	Cumulative expenditure (1.4.2014 to 31.3.2019)	Amount spent: Direct or through implementing agency
1	Environment Sustainability & Rural Development	Amount spent in the States of Maharashtra & Gujarat.	39.92	39.92	127.76	Both directly and through implementing agency
2	Health/ Woman Empowerment		44.54	44.79	136.73	Both directly and through implementing agency
3	Education/Sports		80.43	80.43	289.88	
4	Others		2.25	2.25	18.14	
	Total		167.14	167.39	572.51	

#### RESPONSIBILITY STATEMENT OF THE CSR COMMITTEE:

All our projects are identified in a collective manner, in consultation with the community decision makers and the local beneficiaries. Gauging their basic needs and assessing our own mechanisms, we take recourse to the participatory rural appraisal mapping process. Subsequently, based on discussions with local authorities such as Village Panchayats/Tehsildars, projects are prioritized.

Arising from this, the focus areas that have emerged are those chosen to be included in the CSR plan for the year. All of our community projects are identified and monitored by the hierarchy of our Company:

- Our CSR Committee of Directors
- Subordinate HR/CSR and P&A staff
- Employee Volunteers
- 3rd party/NGO Associates/Agencies

All projects are assessed under the agreed strategy, and are monitored every quarter, measured against targets and budgets. Wherever necessary, mid-course corrections are employed and applied, to ensure that AACL's standard of excellence is met at all levels of making a positive impact on community.

The CSR Committee hereby declares that the implementation and monitoring of CSR Policy, is in compliance with CSR objectives and Policy of the Company.

Place : Mumbai  
Date : May 21, 2019

**Yogesh M. Kothari**  
Chairman - CSR Committee

**Ms. Leja Hattiangadi**  
Member

**Kirat Patel**  
Member

**ANNEXURE 4**  
**SECRETARIAL AUDIT REPORT**

To  
The Members,  
**Alkyl Amines Chemicals Limited**  
Vashi, Navi Mumbai.  
CIN: L99999MH1979PLC021796.

My Secretarial Audit report of even date is to be read along with the following:

1. Maintenance of Secretarial Records is the responsibility of the management of the company. Our responsibility is to express an opinion on these secretarial records based on our audit.
2. I have followed the audit practices and processes as were appropriate to obtain reasonable assurances about the correctness of the contents of the secretarial records. The verification was done on test basis to ensure that correct facts are reflected in secretarial records, I believe that the processes and practices, I followed provide reasonable basis for my opinion.
3. I have not verified the correctness and appropriateness of financial records and books of accounts of the company. I relied on the statutory report provided by the Statutory Auditor as well as Internal Auditor of the company for the financial year ending 31st March, 2019.
4. I have obtained the management representation wherever required about the compliance of laws, rules and regulations and happening of events etc.
5. The compliance of the provision and other applicable laws, rules, regulations, standards are the responsibility of management. My examination was limited to the verification of procedures on test basis.
6. The secretarial audit report is neither an assurance as to the future liability of the company nor of the efficacy or effectiveness with which the management has conducted the affairs of the company.

**For P. Mehta & Associates.**  
Practising Company Secretaries

**Prashant S Mehta**  
(Proprietor)  
ACS No. 5814  
C.P. No. 17341

Date: May 21, 2019  
Place: Mumbai

**FORM NO. MR-3**

[Pursuant to section 204(1) of the Companies Act, 2013 and Rule No.9 of the Companies (Appointment and Remuneration of Managerial Personnel) Rules, 2014]

**For the financial year ended 31st March, 2019**

To  
The Members,  
**Alkyl Amines Chemicals Limited**  
Vashi, Navi Mumbai.  
CIN: L99999MH1979PLC021796.

I have conducted the secretarial audit of the compliance of applicable statutory provisions and the adherence to good corporate practice by Alkyl Amines Chemicals Limited (hereinafter called the "Company"). Secretarial Audit was conducted in a manner that provided me a reasonable basis for evaluating the corporate conducts/statutory compliances and expressing my opinion thereon.

Based on my verification of the Company's books, papers, minute books, forms and returns filed and other records maintained by the Company and also the information provided by the Company, its officers, agents and authorized representatives during the conduct of secretarial audit, I hereby report that in my opinion, the Company has during the audit period covering the financial year ended on 31st March, 2019 complied with the statutory provisions listed hereunder and also that the Company has proper Board-processes and compliance-mechanism in place to the extent in the manner and subject to the reporting made hereinafter.

I have examined the books, papers, minute books, forms and returns filed and other records maintained by the Company for the financial year ended on 31st March, 2019 according to the provisions of:

- (i) The Companies Act, 2013 (the Act) and the rules made thereunder;
- (ii) The Securities Contracts (Regulation) Act, 1956 ('SCRA') and the rules made thereunder;
- (iii) The Depositories Act, 1996 and the Regulations and Bye-laws framed thereunder;
- (iv) Foreign Exchange Management Act, 1999 and the rules and regulations made thereunder to the extent of External Commercial Borrowings;
- (v) The following Regulations and Guidelines prescribed under the Securities and Exchange Board of India Act, 1992 ('SEBI Act'):-
  - (a) The Securities and Exchange Board of India (Substantial Acquisition of Shares and Takeovers) Regulations, 2011 as amended from time to time;
  - (b) The Securities and Exchange Board of India (Prohibition of Insider Trading) Regulations, 2015 and as amended from time to time;
  - (c) The Securities and Exchange Board of India (Issue of Capital and Disclosure Requirements) Regulations, 2009;
  - (d) The Securities and Exchange Board of India (Share Based Employee Benefits) Regulations, 2014;
  - (e) The Securities and Exchange Board of India (Issue and Listing of Debt Securities) Regulations, 2008; (Not Applicable during the audit period)
  - (f) The Securities and Exchange Board of India (Registrars to an Issue and Share Transfer Agents) Regulations, 1993;
  - (g) The Securities and Exchange Board of India (Delisting of Equity Shares) Regulations, 2009; (Not Applicable during the audit period) and
  - (h) The Securities and Exchange Board of India (Buyback of Securities) Regulations, 1998; (Not Applicable during the audit period)
  - (i) The Securities and Exchange Board of India (Listing Obligations and Disclosure Requirements) Regulations, 2015 and as amended from time to time.
- (vi) I have relied on the representation and information provided by the management and its officers for systems and mechanism framed by the Company and having regard to the compliance system prevailing in the Company & on examination of the relevant documents and records in pursuance thereof, on test-check basis, the Company has generally complied with the following laws as specifically applicable to the Company:
  - a. Environment Protection Act 1986;
  - b. Water/Air (Prevention and control of pollution) Act, 1974;
  - c. Income Tax Act, 1961 and other Indirect Tax laws;
  - d. Factories Act, 1948;



- e. All applicable Labour Laws and other incidental laws related to labour and employees appointed by the Company either on its payroll or on contractual basis as related to wages, gratuity, bonus, provident fund, ESIC, compensation etc;
- f. Maharashtra State Profession Tax Act, 1975 & Rules made thereunder;
- g. The Sexual Harassment of Women at Workplace (Prevention, Prohibition and Redressal) Rules, 2013;
- h. GST Act & Rules made thereunder;
- i. Industrial Dispute Act;
- j. Hazardous Chemical Rules;
- k. Hazardous Waste Management Rules, 2016;
- l. Bombay Shops & Establishment Act;
- m. Food and Drug Administration (for poison licence);
- n. The National Environment Tribunal Act, 1995;
- o. The Batteries (Management and Handling) Rules, 2001;
- p. The Indian Boilers Act, 1923;
- q. The Chemical Accidents (Emergency Planning, Preparedness and Response) Rules 1996;

I have also examined compliance with the applicable provisions of the following:

- (i) Secretarial Standards issued by The Institute of Company Secretaries of India.
- (ii) The Listing Agreements entered into by the Company with:
  - a. BSE Limited
  - b. National Stock Exchange of India Limited.

To the best of my knowledge and belief, during the period under review, the Company has generally complied with the provisions of the Act, Rules, Regulations, Guidelines, Standards, etc. mentioned above.

#### **I further report that**

The Board of Directors of the Company is duly constituted with proper balance of Executive Director, Non-Executive Directors and Independent Directors and a Woman Director. The changes in the composition of the Board of Directors that took place during the period under review were carried out in compliance with the provisions of the Act. During the year under review there were changes in the Key Managerial Personnel and the required compliance was carried out with the provisions of the Act.

Adequate notice is given to all directors to schedule the Board Meetings, agenda and detailed notes on agenda were sent in advance and a system exists for seeking and obtaining further information and clarifications on the agenda items before the meeting and for meaningful participation at the meeting.

Majority decisions is carried through while dissenting members' views are captured and recorded as part of the minutes.

**I further report that** based on review of compliance mechanism established by the Company and on the basis of Compliance Certificates issued by the Company Secretary, I am of the opinion that there are adequate systems and processes in the Company commensurate with the size and operations of the company to monitor and ensure compliance with applicable laws, rules, regulations and guidelines.

**I further report that** during the year under review, the Company had conducted Postal ballot for the following special resolutions:

- 1. Approval of Alkyl Amines Chemicals Limited Employees Stock Option Plan 2018 for employees of the Company.
- 2. Approval of Alkyl Amines Chemicals Limited Employees Stock Option Plan 2018 for employees of the subsidiary Company(ies) of the Company.

I further report that during the audit period the Company and its officers in all departments have co-operated with us and have produced before us all the required forms information, clarifications, returns and other documents as required for the purpose of our audit.

**For P Mehta & Associates.**

Practising Company Secretaries

**Prashant S Mehta**

(Proprietor)

ACS No. 5814

C.P. No. 17341

Date: May 21, 2019

Place: Mumbai

## ANNEXURE 5

### CORPORATE GOVERNANCE REPORT

- Our philosophy on Code of Governance means to uphold the core values with ethical business conduct, aimed at safeguarding and maximizing the value to the interest of the various stakeholders of our company including shareholders, lenders, employees and public at large. At Alkyl Amines Chemicals Limited, ("ALKYL"), we are committed to Good Corporate Governance to ensure that all functions of the Company are discharged in a professionally sound and competent manner. Given below is the requisite information relating to corporate functioning of your Company at apex level for the purposes of due transparency on this aspect.

#### 2. BOARD OF DIRECTORS

##### i) Composition and category of Directors:

The Board of Directors of the Company consists of 10 Directors with required blend of Executive and Non-Executive Directors including Independent Directors and Woman Director, in line with the provisions of the Companies Act, 2013 ("the Act") and the SEBI (Listing Obligations & Disclosure Requirements) Regulations, 2015 ("SEBI Listing Regulations") as amended from time to time. As on the date of the Report out of 10 Directors, One Director is the Chairman & Managing Director, two are Executive Directors, two are Non-Executive and Non-Independent Directors and rest of the 5 Directors are Independent and Non-Executive Directors, who bring a wide range of skills and experience to the Board. The number of Directorships, Committee Memberships/ Chairmanships of all the Directors is within the limits prescribed under the Act and the SEBI Listing Regulations. The Board of Directors of the Company as on date of report is as under:

Name	Designation / Category	No. of Directorships and Committee Memberships / Chairmanships in other Companies (excluding Pvt. Cos.)		
		Other Directorships	*Committee Memberships	*Committee Chairpersonships
Mr. Yogesh M. Kothari	Chairman & Managing Director (Promoter)	One	One	One
Mr. Hemendra M. Kothari (upto 21.05.2019)	Non-executive Director (Promoter)	---	---	---
Mr. Dilip G. Piramal	Non-Executive Director (Independent)	Five	Two	One
Mr. Shyam B. Ghia	Non-Executive Director (Independent)	Four	Four	One
Mr. Shobhan M. Thakore	Non-Executive Director (Independent)	Seven	Seven	One
Mr. Premal N. Kapadia	Non-Executive Director (Non-Independent)	Two	One	---
Ms. Leja Hattiangadi (w.e.f. 01.11.2018)	Non-Executive Director (Independent)	One	Two	---
Mr. Chandrashekhar R. Gupte (w.e.f. 21.05.2019)	Non-Executive Director (Independent)	---	---	---
Mr. Kirat Patel	Executive Director	Two	Two	One
Mr. Suneet Kothari	Executive Director (Promoter)	---	---	---

\*Membership/ Chairmanships of Audit Committees and Stakeholders' Relationship Committees.

Mr. Hemendra Kothari, Mr. Yogesh Kothari and Mr. Suneet Kothari are relatives.

Mr. Hemendra Kothari is brother of Mr. Yogesh Kothari and Mr Suneet Kothari is son of Mr Yogesh Kothari

The shareholding of non-executive directors is given in this report. The Company has not issued any non-convertible instruments.

Weblink where details of familiarization programmes imparted to independent directors is disclosed: [www.alkylamines.com](http://www.alkylamines.com)

The Company has identified general experience in industry, corporate management, general management, experience in chemicals and specialty chemicals industry, project execution, legal and general commercial expertise as the skills sets, expertise and competencies required in the context of Company's business.

The Board of Directors comprises of professionals of eminence and stature from diverse fields as stated below and they collectively bring to the fore a wide range of skills and experience to the Board, which elevates the quality of the Board's decision making process

Name of Director	Expertise in specific functional areas	Names of listed entities where other Directorships held	Category of Directorship
Mr. Yogesh M. Kothari	Industrialist, Chemical Industry, Corporate Management	Diamines and Chemicals Limited	Promoter
Mr. Hemendra M. Kothari*	Investment Banking	NIL	NA
Mr. Shyam B. Ghia	Vast experience in Industry and Corporate Management	Futura Polyesters Limited; Sonata Software Limited; Innovassynth Investments Limited	Executive; Independent; Executive
Mr. Shobhan M. Thakore	Solicitor and Legal	Bharat Forge Limited; Morarji Textiles Limited; Prism Johnson Limited; Sharda Cropchem Limited	Independent
Mr. Dilip G. Piramal	Industrialist and Corporate Management	VIP Industries Limited; KEC International Limited	Executive; Independent
Mr. Premal N. Kapadia	Business management	Kaira Can Company Limited; The West Coast Paper Mills Limited	Non-Independent; Independent
Ms. Leja Hattiangadi**	Engineering contracting and Business Management	Artson Engineering Limited	Independent
Mr. Chandrashekhar R. Gupte***	Finance, Operations and General Management	NIL	NA
Mr. Kirat Patel	Operations and General Management	Diamines and Chemicals Limited; Kaira Can Company Limited	Independent Director; Non-Independent
Mr. Suneet Kothari	Marketing and Business Management	NIL	NA

The Board confirms that Independent Directors fulfil the conditions specified in Listing Regulations and they are independent of management.

## ii) Meetings and Attendance record of each Director:

The Company held four Board Meetings during the financial year 2018-19 and the gap between any two Board Meetings did not exceed one hundred and twenty days. These meetings were held on 18.05.2018, 31.07.2018, 01.11.2018 and 30.01.2019. The attendance record of all the Directors at the Board Meetings and the last Annual General Meeting between 01.04.2018 to 31.03.2019 is as under:-

Name	No. of Board Meetings held	No. of Board Meetings attended	Attended last AGM
Mr. Yogesh M. Kothari	Four	Four	Yes
Mr. Hemendra M. Kothari*	Four	Four	No
Mr. Shyam B. Ghia	Four	Four	Yes
Mr. Shobhan M. Thakore	Four	Four	No
Mr. Dilip G. Piramal	Four	Four	No
Mr. Premal N. Kapadia	Four	Four	No
Ms. Leja Hattiangadi**	Four	Two	NA
Mr. Chandrashekhar R. Gupte***	Four	Not Applicable	Not Applicable
Ms. Tarjani Vakil****	Four	Three	No
Mr. Kirat Patel	Four	Four	Yes
Mr. Suneet Kothari	Four	Three	Yes

\* Resigned w.e.f. May 21, 2019

\*\* Appointed w.e.f. November 1, 2018

\*\*\*Appointed w.e.f. May 21, 2019

\*\*\*\* Resigned w.e.f. January 29, 2019

During the year under review, Ms. Tarjani Vakil resigned as an Independent Director for personal reasons. there is no other material reason for her resignation than this.

### 3. COMMITTEES OF THE BOARD OF DIRECTORS

#### i) Audit Committee

The Company has an Audit Committee of the Board of Directors since April 2000. The Audit Committee comprises of four Directors, i.e., Mr. Shyam B. Ghia (Chairman), Mr. Shobhan M. Thakore and Ms Leja Hattiangadi (all being Independent and Non-Executive Directors) and Mr. Premal N. Kapadia, Non-Executive Non-Independent Director. Mr. Kirat Patel Executive Director ceased to be Member of Audit Committee w.e.f. January 30, 2019. Ms. Leja Hattiangadi was appointed as member of the Committee w.e.f. January 30, 2019. The Committee met 4 times during the year 2018-19 on 18.05.2018, 31.07.2018, 01.11.2018 and 30.01.2019. The attendance of the Audit Committee Members is as under:-

Name	No. of Audit Committee Meetings held	No. of Audit committee Meetings attended
Mr. Shyam B. Ghia	Four	Four
Mr. Premal N. Kapadia	Four	Four
Mr. Shobhan N. Thakore	Four	Four
Ms. Leja Hattiangadi	Four	One
Mr. Kirat Patel	Four	Three

The Company Secretary of the Company, acts as Secretary to the Audit Committee. The Account & Finance Officials of the Company, Statutory Auditors and Internal Auditors also attended the meetings of Audit Committee.

The terms of reference of Audit Committee include overview of the company's financial reporting process, review with management the various aspects of financial statements including quarterly, half yearly and annual results, adequacy of internal controls and internal audit function, various audit reports, significant judgments affecting the financial statements, compliance with accounting standards and Company's financial & risk management policies. The Committee reports to the Board of Directors about its findings & recommendations pertaining to above matters. No personnel have been denied access to the Audit Committee.

#### ii) Nomination and Remuneration Committee of the Board

- a) The Company has constituted a Nomination and Remuneration Committee of Directors, consisting of Mr. S.B. Ghia, Chairman, Mr. S.M. Thakore and Mr. Dilip G. Piramal who have been the Independent Non – Executive Directors. The Company Secretary of the Company, acts as Secretary to the Committee. The terms of reference of the Committee include review and recommendation to the board of directors of the remuneration paid to the directors. The Committee meets as and when required to consider and recommend the appointment and remuneration of Directors and such other relevant matter as may be referred to it. The Committee met two times in the financial year 2018-19 on November 1, 2018 and March 25, 2019. The Committee has formed a remuneration policy, which is available on the Company's website. The attendance at the meeting was as under:

Name	No. of NR Committee Meetings held	No. of NR Committee Meetings attended
Mr. Shyam B. Ghia	Two	Two
Mr. Dilip G Piramal	Two	Two
Mr. Shobhan N. Thakore	Two	One

#### b) Performance evaluation criteria for directors:

Evaluation of	Evaluation by	Criteria
Executive Directors	Independent Directors	Transparency, Leadership (business and people), Governance and Communication
Non-Executive and Non-independent Director	Independent Directors	Preparedness, Participation, Value addition, Governance and Communication
Independent Director	All other Board Members	Preparedness, Participation, Value addition, Governance and Communication
Chairman and Managing Director	Independent Directors	Meeting dynamics, Leadership (business and people), Governance and Communication
Committees	Board Members	Composition, Process and Dynamics
Board as a whole	Independent Directors	Composition, Process and Dynamics

**c) Remuneration of Directors:**

Remuneration paid/payable to the Directors for the year from 1.4.2018 to 31.3.2019 is given below:

(Rs. in Lakhs)

Name	Remuneration	Sitting Fee (Gross)	Commission*	Total
Mr. Yogesh M. Kothari	211.44	Nil	400.96	612.40
Mr. Hemendra M. Kothari	Nil	0.80	21.58	22.38
Mr. Shyam B. Ghia	Nil	2.28	21.58	23.86
Mr. Shobhan M. Thakore	Nil	2.26	21.58	23.84
Mr. Dilip G. Piramal	Nil	1.40	21.58	22.98
Mr. Premal N. Kapadia	Nil	1.60	21.58	23.18
Ms. Tarjani Vakil	Nil	1.00	17.97	18.97
Ms. Leja Hattiangadi	Nil	1.00	8.92	9.92
Mr. Kirat Patel	119.45	Nil	134.79	254.24
Mr. Suneet Y. Kothari	112.27	Nil	134.79	247.06

\*Commission to Managing Director, Executive Directors and Non-Executive Directors will be paid after the financial statements are approved by the shareholders at the Annual General Meeting scheduled to be held on August 6, 2019

Remuneration to Executive Directors includes salary and perquisites. The Company has not granted stock options to any Director.

The Managing Director and two Executive Directors of the Company have been appointed for a period of five years. Either party is entitled to terminate the appointment by giving six months' notice in writing to the other party.

**iii) Stakeholders' Relationship Committee:**

- The Stakeholders' Relationship Committee consists of Mr. Shobhan M. Thakore - Chairman, Mr. Shyam B. Ghia and Mr. Yogesh M. Kothari, whose terms of reference include approval of share transfers and overview of investor grievance handling system. The Company Secretary of the Company, acts as Secretary to the Committee.
- The Committee held four meetings of during the year 2018-19 on 29.06.2018, 27.09.2018, 31.12.2018 and 29.03.2019.
- The attendance of the Stakeholders' Relationship Committee (SRC) Members is as under:

Name	No. of SRC Meetings held	No. of SRC Meetings Attended
Mr. Shobhan M. Thakore	Four	Three
Mr. Shyam B. Ghia	Four	Four
Mr. Yogesh M. Kothari	Four	Four

- Mr. Chintamani Thatte, General Manager (Secretarial) and Company Secretary is the Compliance Officer w.e.f. January 30, 2019.
- No. of shareholder complaints received during 2018-19
 

Relating to non-receipt of annual report	: 1
Relating to non-receipt of share certificates / Dividend	: 17
Relating to transmission of shares	: 0
Others - Transfer of shares	: 4
- No. of shareholder complaints not solved to the satisfaction of the shareholders:
 

Relating to non-receipt of annual report	: None
Relating to non-receipt of share certificates / Dividend	: None
Relating to transmission of shares	: None
Others	: None
- No. of pending share transfers as on 31.03.2019 : None

**iv) Finance Committee:**

The Company also has a Finance Committee of Directors to consider finance related decisions, consisting of Mr. Y. M. Kothari, Chairman, Mr. Kirat Patel and Mr. Shobhan M. Thakore. During the year 2018-19 One Finance Committee Meeting was held on 18.05.2018.

Name	No. of Finance Committee Meetings held	No. of Finance Committee Meetings attended
Mr. Yogesh M. Kothari	1	1
Mr. Shobhan N. Thakore	1	1
Mr. Kirat Patel	1	1

**v) Corporate Social Responsibility Committee:**

In accordance with Section 135 of the Companies Act, 2013 the Board of Directors of the Company has formed a Corporate Social Responsibility Committee (CSR), consisting of Mr. Yogesh M. Kothari, Chairman, Ms. Leja Hattiangadi and Mr. Kirat Patel. Ms. Tarjani Vakil resigned as Director of the Company w.e.f. 29th January, 2019 and hence she has ceased to be Member of Committee w.e.f. 29th January, 2019. Ms Leja Hattiangadi was appointed as Member of Committee w.e.f. January 30, 2019. During the year 2018-19, three Committee Meetings were held on 04.05.2018, 22.10.2018 and 25.03.2019. The attendance record of Directors at the Committee is as under:

Name	No. of CSR Committee Meetings held	No. of CSR Committee Meetings attended
Ms. Tarjani Vakil	Three	Two
Mr. Yogesh M. Kothari	Three	Three
Ms. Leja Hattiangadi	Three	One
Mr. Kirat M. Patel	Three	Three

**vi) Independent Directors' Meeting:**

A meeting of the Independent Directors of the Company was held on January 30, 2019, in conformity with the provisions of the Schedule IV of the Companies Act, 2013 and the SEBI Listing Regulations.

All the Independent Directors of the Company were present at the meeting and have, inter - alia, discussed the following:

- Review the performance of Non - Independent Directors and the Boards as a whole.
- Review the performance of the chairperson of the Company, taking into account the views of Executive Directors and Non-Executive Directors.
- Access the quality, quantity and timeliness of flow of information between the Company management and the Board that is necessary for the Board to effectively and reasonably perform their duties.

The Board of Directors confirms that all Independent Directors fulfill the conditions of SEBI Listing Regulations and are independent of Management.

**4. POLICY FOR SELECTION AND APPOINTMENT OF DIRECTORS AND THEIR REMUNERATION**

A copy of the Nomination and Remuneration policy is available on the Company's website.



## 5. GENERAL BODY MEETINGS

- i) Location and time where last three Annual General Meetings were held and details of special resolutions passed:

No. of AGM	Venue	Date	Time
38th AGM	Chandragupt Hall, 2nd Floor, Hotel Abbott, Sector 2, Vashi, Navi Mumbai 400 703, Maharashtra No Special Resolution was passed	July 31, 2018	2:30 P.M.
37th AGM	Chandragupt Hall, 2nd Floor, Hotel Abbott, Sector 2, Vashi, Navi Mumbai 400 703, Maharashtra Special Resolution was passed for payment of commission to Directors other than the Managing Director and Executive Directors.	July 25, 2017	11:00 A.M.
36th AGM	Chandragupt Hall, 2nd Floor, Hotel Abbott, Sector 2, Vashi, Navi Mumbai 400 703, Maharashtra No Special Resolutions were passed.	July 29, 2016	2:30 P.M.

- ii. During the year under review, the Company completed process of one postal ballot as per provisions of Section 110 of the Companies Act, 2013. Mr. Prashant Mehta, Practising Company Secretary was appointed as Scrutinizer for conducting postal ballot in a fair and transparent manner. The Company had engaged the services of NSDL to provide e-voting facility to its Members. Notice of Postal Ballot dated November 21, 2018 was sent to shareholders of the Company. E-voting for both the resolutions commenced on December 15, 2018 and ended on January 14, 2019. Resolutions were passed by requisite majority required for Special Resolution. Statutory compliances were completed in time for this.

Two Special Resolutions as under were passed through postal ballot on the last day of e-voting i.e. January 14, 2019.

- Special Resolution for approval of Alkyl Amines Chemicals Limited (AACL) – Employees Stock Option Plan 2018 for employees of the Company – passed by 99.93% majority.
- Special Resolution for approval of AACL – Employees Stock Option Plan 2018 to the employees of subsidiary company(ies) – passed by 99.93% majority.

The voting results along with the Scrutinizer's Report has been displayed at the Registered Office and on the website of the Company.

At present there is no special resolution proposed to be conducted through postal ballot.

## 6. DISCLOSURES

- There are no materially significant related party transactions that may have potential conflict with the interests of the Company at large. Related Party Transaction policy is available on the website of the Company.
- A list of transactions with related parties as per Indian Accounting Standard (Ind AS)-24 is mentioned in Note 33 to the Audited Accounts.
- No penalty/stricture was imposed on the Company by Stock Exchange(s), SEBI or any other authority, or any matter related to capital markets, during the last three years.
- The Company has a whistleblower policy, which is available on the Company's website. The Company affirms that no personnel have been denied access to audit committee.
- Details of compliance with mandatory requirements and adoption of the non-mandatory requirements: The Company has complied with all mandatory requirements of Corporate Governance. Adoption of non-mandatory requirements of the Listing Regulations is being reviewed from time to time.
- The Company does not have any subsidiary.
- During the year, the Company did not raise funds through preferential allotment or qualified institutional placement.
- Mr. Prashant S. Mehta, Practising Company Secretary, has issued a certificate that none of the Directors on the Board of the Company has been debarred or disqualified from being on the Board or continuing as Directors of companies by SEBI or Ministry of Corporate Affairs or any other statutory authority.
- There is no recommendation of any Committees of the Board which has not been accepted by the Board of the Company during the financial year 2018-19.

- xi. Fees for Statutory and Tax Audit paid by the Company on a consolidated basis to the Statutory Auditors are Rs. 20.50 Lakhs. Certification fees paid to them is Rs. 5.38 Lakhs.
- xii. In line with the requirements of the Sexual Harassment of Women at Workplace (Prevention, Prohibition and Redressal) Act, 2013, the Company has set up Complaints Committees at its workplaces. No complaints have been received during the year 2018-19.
- xiii. The disclosures of the compliance with Corporate Governance requirements specified in Regulation 17 to 27 and Regulation 46(2) of the SEBI (Listing Obligations and Disclosure Requirements) Regulations, 2015:

Sr. No.	Particulars	Regulation	Brief description of the Regulation	Compliance Status (Yes/ No/ N.A.)
1	Board of Directors	17(1)	Composition of Board	Yes
		17(2)	Meeting of Board of Directors	Yes
		17(3)	Review of Compliance Reports	Yes
		17(4)	Plans for orderly succession for appointments	Yes, as and when applicable
		17(5)	Code of Conduct	Yes
		17(6)	Fees/Compensation	Yes
		17(7)	Minimum Information to be placed before the Board	Yes
		17(8)	Compliance Certificate	Yes
		17(9)	Risk Assessment & Management	Yes
		17(10)	Performance Evaluation	Yes
2	Audit Committee	18(1)	Composition of Audit Committee & Presence of the Chairman of the Committee at the Annual General Meeting	Yes
		18(2)	Meeting of Audit Committee	Yes
		18(3)	Role of the Committee and Review of information by the Committee	Yes
3	Nomination and Remuneration Committee	19(1) & (2)	Composition of Nomination and Remuneration Committee	Yes
		19(3)	Presence of the Chairman of the Committee at the Annual General Meeting	Yes
		19(4)	Role of the Committee	Yes
4	Stakeholders Relationship Committee	20(1), (2) & (3)	Composition of Stakeholder Relationship Committee	Yes
		20(4)	Role of the Committee	Yes
5	Risk Management Committee	21(1),(2) &(3)	Composition of Risk Management Committee	N.A.
		21(4)	Role of the Committee	N.A.
6	Vigil Mechanism	22	Formulation of Vigil Mechanism for Directors and Employee	Yes
7	Related Party Transaction	23(1),(5),(6),(7) &(8)	Policy for Related Party Transaction	Yes
		23(2)&(3)	Approval including omnibus approval of Audit Committee for all Related Party Transactions and review of transaction by the Committee	Yes
		23(4)	Approval for Material Related Party Transactions	Yes, as and when applicable
8	Subsidiaries of the Company	24(1)	Composition of Board of Directors of Unlisted Material Subsidiary	N.A.
		24(2),(3),(4),(5) & (6)	Other Corporate Governance requirements with respect to Subsidiary including Material Subsidiary of listed entity	N.A.

Sr. No.	Particulars	Regulation	Brief description of the Regulation	Compliance Status (Yes/ No/ N.A.)
9	Obligations with respect to Independent Directors	25(1)&(2)	Maximum Directorship & Tenure	Yes
		25(3)	Meeting of Independent Directors	Yes
		25(4)	Review of Performance by the Independent Directors	Yes
		25(7)	Familiarisation of Independent Directors	Yes
10	Obligations with respect to Directors and Senior Management	26(1)&(2)	Memberships & Chairmanship in Committees	Yes
		26(3)	Affirmation with compliance to code of conduct from members of Board of Directors and Senior Management Personnel	Yes
		26(4)	Disclosure of Shareholding by Non- Executive Directors	Yes
		26(5)	Disclosures by Senior Management about potential conflicts of Interest	Yes
11	Other Corporate Governance Requirements	27(1)	Compliance of Discretionary Requirements	Yes
		27(2)	Filing of Quarterly Compliance Report on Corporate Governance	Yes
12	Disclosures on Website of the Company	46(2)(b)	Terms and conditions of appointment of Independent Directors	Yes
		46(2)(c)	Composition of various committees of Board of Directors	Yes
		46(2)(d)	Code of Conduct of Board of Directors and Senior Management Personnel	Yes
		46(2)(e)	Details of establishment of Vigil Mechanism / Whistle Blower policy	Yes
		46(2)(f)	Criteria of making payments to Non-Executive Directors	Yes
		46(2)(g)	Policy on dealing with Related Party Transactions	Yes
		46(2)(h)	Policy for determining Material Subsidiaries	Yes
		46(2)(i)	Details of familiarization programmes imparted to Independent Directors	Yes

## 7. MEANS OF COMMUNICATION:

- Company publishes the financial results in National and Regional Newspapers like Economic Times and Maharashtra Times. Quarterly Results are also put on the Company's website, **www.alkylamines.com**
- Management Discussion & Analysis forms part of Annual Report 2018-19.

## 8. GENERAL SHAREHOLDER INFORMATION

- Annual General Meeting
 

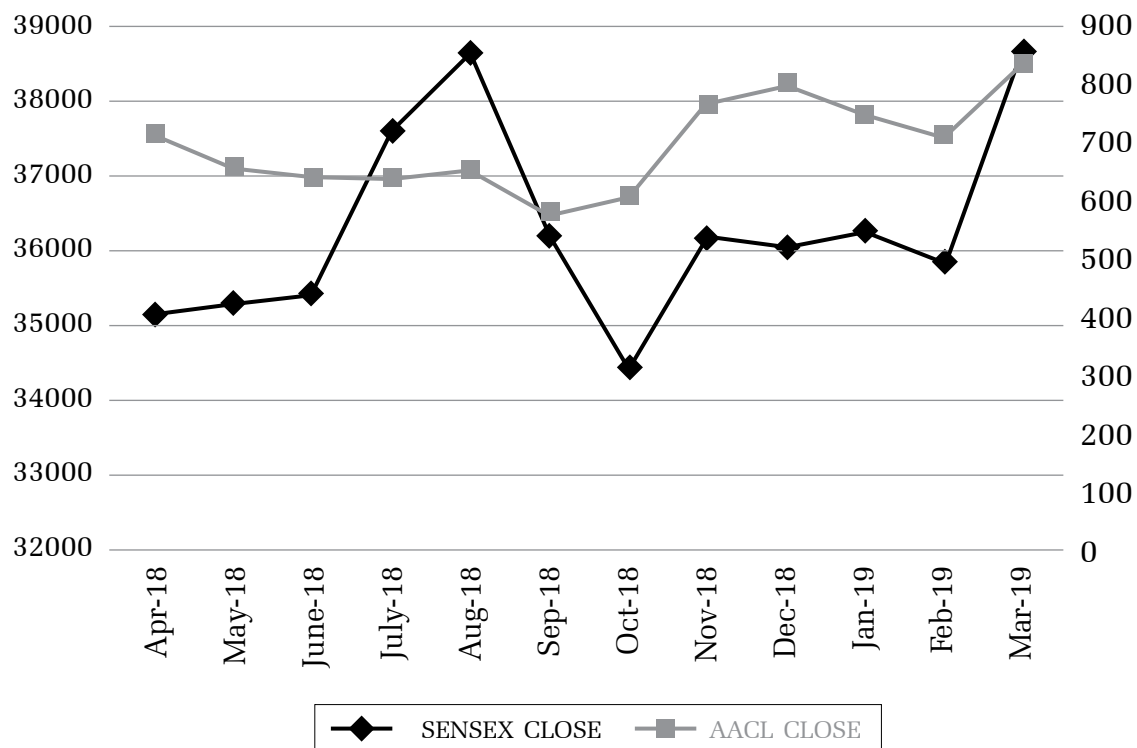
Date : August 6, 2019 (Tuesday)

Time : 2:30 P.M.

Venue : Chandragupt Hall, 2nd Floor, Hotel Abbott, Sector 2, Vashi, Navi Mumbai 400 703.
- Financial Year : April to March
- Dates of Book Closure : 30.07.2019 to 06.08.2019 (Both days inclusive)
- The equity shares of the Company are listed on The Bombay Stock Exchange Limited and National Stock Exchange of India Ltd. The Company has paid the Annual Listing Fees.
- Stock code. (BSE) : 506767  
(NSE) : ALKYLAMINE
- Market Price Data - High & Low at BSE and NSE of the equity shares of the Company during each month for the year 2018-2019 as compared to BSE Sensex/Nifty are as under:

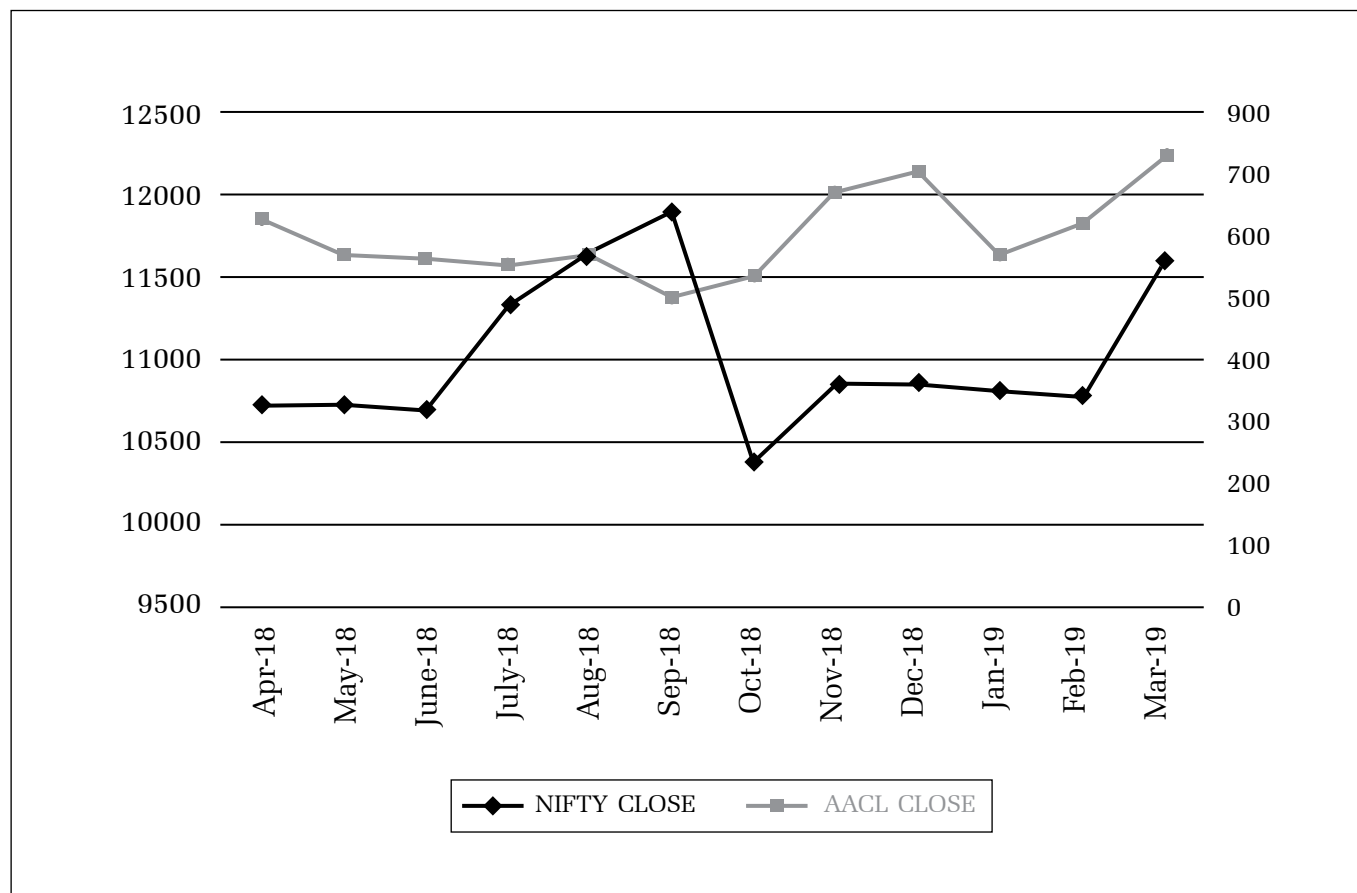
**AACL Share Price on BSE vis-à-vis Sensex (April 2018 – March 2019)**

Month	SENSEX	High	Low	AACL Close
Apr-18	35160.36	727.95	600.00	714.45
May-18	35322.38	729.65	615.00	657.75
Jun -18	35423.48	693.70	560.00	643.15
July -18	37606.58	700.00	610.00	638.30
Aug -18	38645.07	704.90	635.00	655.00
Sept-18	36227.14	664.50	575.00	577.45
Oct -18	34442.05	646.75	525.00	607.85
Nov -18	36194.30	812.50	605.05	767.10
Dec -18	36068.33	814.40	699.15	802.20
Jan -19	36256.69	869.00	726.00	748.75
Feb -19	35867.44	798.00	679.00	711.15
Mar -19	38672.91	861.00	707.00	838.70



**AACL Share Price on NSE vis-à-vis S&P CNX Nifty 50 (April 2018 – March 2019)**

Month	Nifty	High	Low	AACL Close
Apr-18	10739.35	730.00	597.25	715.30
May-18	10736.15	729.70	613.05	651.65
Jun-18	10714.30	698.00	558.05	644.30
Jul-18	11356.50	704.70	600.05	633.75
Aug-18	11680.50	672.15	635.00	651.30
Sept-18	11930.45	664.50	550.00	574.05
Oct-18	10386.60	611.00	535.00	609.80
Nov-18	10876.75	810.00	605.00	765.20
Dec-18	10862.55	813.70	687.70	803.25
Jan-19	10830.95	880.00	723.60	651.60
Feb-19	10792.50	793.95	699.00	710.75
Mar-19	11623.90	857.00	719.20	833.00



## 9. Share Transfer System/ Dividend and other related matters :

### a) Share Transfers

Share transfers in physical form were processed and the share certificates were generally returned to the transferees within a period of fifteen days from the date of receipt of transfer provided the transfer documents lodged with the Company are complete in all respects. In term of SEBI Notification the Company shall transfer the shares w.e.f. April 1, 2019 only if they are held in demat form. This will however not be applicable to Transmission and Transposition of Shares.

### b) Nomination facility for shareholding

As per the provisions of the Companies Act, 2013, facility for making nomination is available for Members in respect of shares held by them. Members holding shares in physical form may obtain nomination form, from Registrar and Transfer Agent of the Company, M/s. Sharex Dynamic India Pvt. Ltd. or download from the Company's website. Members holding shares in dematerialized form should contact their Depository Participants (DP) in this regard.

### c) Permanent Account Number (PAN)

Members who hold shares in physical form are advised that SEBI has made it mandatory that a copy of the PAN card of the transferee/s, members, surviving joint holders / legal heirs be furnished to the Company while obtaining the services of transfer, transposition, transmission and issue of duplicate share certificates.

### d) Dividend

#### i) Payment of dividend through National Automated Clearing House (NACH)

The Company provides the facility for remittance of dividend to the Members through NACH mode. Members who hold shares in demat mode should inform their Depository Participant and such of the Members holding shares in physical form should inform the Company of the core banking account number and RTGS codes of their respective bank branches allotted to them by their bankers. In cases where the core banking account number is not intimated to the Company / depository Participant, the Company will issue dividend warrants to the Members.

#### ii) Transfer of unpaid / unclaimed amounts to Investor Education and Protection Fund

The Company is required to transfer dividends which have remained unpaid / unclaimed for a period of seven years to the Investor Education & Protection Fund established by the Government. During the year under the review, the Company has credited Rs. 3,41,841/- pertaining to the dividend for the year 2010-11, to the Investor Education and Protection Fund (IEPF) pursuant to section 205C of the Companies Act, 1956 read with the Investor Education and Protection Fund (Awareness and Protection of Investors) Rules, 2001. The Company will, in September 2019 transfer to the said fund, the unclaimed dividend for the year ended March 31, 2012.

In conformity with the Investor Education and Protection Fund (IEPF) Authority (Accounting, Audit, Transfer and Refund) Rules, 2016, the details of shares transferred to and refunded from IEPF are as under:

Particulars	Number of Shareholders	Number of Equity Shares
Shares lying in the IEPF Account as on 1.04.2018	604	84688
Shares transferred to IEPF Account during the year	1	300
Shares transferred from IEPF Account to the shareholder*	1	1320
Balance shares in IEPF Account as on 31.03.2019	604	83668

\*Dividend for corresponding shares refunded by IEPF during the period ended 31.03.2019 is Rs. 1980/-

Pursuant to the provisions of Investor Education and Protection Fund (Uploading of Information regarding unpaid and unclaimed amounts lying with companies Rules, 2012), the Company has uploaded the details of unpaid and unclaimed amounts lying with the Company as on 31/07/ 2018 (date of last Annual General Meeting) on the Company's website ([www.alkylamines.com](http://www.alkylamines.com)).

Financial Year	Date of Declaration	Rate of Dividend	Due date for transfer to IEPF
31.03.2012	07.08.2012	40%	13-09-2019
31.03.2013	07.08.2013	50%	13-09-2020
31.03.2014	07.08.2014	80%	13-09-2021
31.03.2015	07.07.2015	80%	13-08-2022
31.03.2016	09.03.2016	200%	15-04-2023
31.03.2017	25.07.2017	100%	30-08-2024
31.03.2018	31.07.2018	140%	06-09-2025

Individual reminders are sent each year to those Members whose dividends have remained unclaimed for a period of seven years from the date they became due for payment, before transferring the monies to the Investor Education & Protection Fund (IEPF).

### iii) Pending Investor Grievances

Any Member / Investor whose grievance has not been resolved satisfactorily, may kindly write to the Company Secretary at the Registered office with a copy of the earlier correspondence.

### iv) Reconciliation of Share Capital Audit

As required by the Securities & Exchange Board of India (SEBI) quarterly audit of the Company's share capital is being carried out by an independent external auditor with a view to reconcile the total share capital admitted with National Securities Depository Limited (NSDL) and Central Depository Services (India) Limited (CDSL) and held in physical form, with the issued and listed capital. The Auditors' Certificate in regard to the same is submitted to Bombay Stock Exchange Limited and the National Stock Exchange of India Limited and is also placed before the Board of Directors.

## 10. DISTRIBUTION OF SHAREHOLDING AS ON MARCH 31, 2019:

Shareholding of Nominal Value (₹)	No. of Holders	% of Holders	Total Amount (₹)	% of Amt.
Upto 5000	8211	93.04	7260500	7.12
5001 to 10000	315	3.57	2263820	2.22
10001 to 20000	128	1.45	1775340	1.74
20001 to 30000	32	0.36	802820	0.79
30001 to 40000	26	0.29	923015	0.91
40001 to 50000	14	0.16	658530	0.65
50001 to 100000	42	0.48	2939390	2.88
100001 and above	57	0.65	85358545	83.70
<b>TOTAL</b>	<b>8825</b>	<b>100.00</b>	<b>101981960</b>	<b>100.00</b>

### a) Shareholding pattern as on March 31, 2019:

No.	Category of shareholders	No. of Shares held	% of share holding
01	I) Indian Promoters & Persons acting in concert	15108036	74.072
	II) Non-Resident Persons acting in concert	24752	0.121
	<b>Sub-Total (A)</b>	<b>15132788</b>	<b>74.193</b>
02	Mutual Funds and UTI	2636	0.013
03	Banks/Financial Institutions/ Insurance Cos., Central Govt./ State Govt. Institutions/Venture Capital Funds	103493	1.38
04	Foreign Portfolio Investors	121098	0.594
	<b>Sub-Total (B)</b>	<b>227227</b>	<b>1.987</b>
05	Private Corporate Bodies	567070	2.780
06	NRIs/OCBs	258353	1.267
07	Clearing members	3523	0.017
08	Indian Public	4207431	19.756
	<b>Sub-Total (C)</b>	<b>5036377</b>	<b>23.82</b>
	<b>Total Share Capital (A+B+C)</b>	<b>20396392</b>	<b>100.00</b>



**b. Statement Showing Shareholding of More Than 1% of The Capital as on March 31, 2019:**

Sr. No.	Name of the Shareholder	Number of Shares	Percentage of Capital
1.	Mr. Yogesh M. Kothari (Promoter)	12206622	59.85
2.	Mrs. Nini Yogesh Kothari (Promoter Group)	507148	2.49
3.	Mr. Hemendra M. Kothari (Promoter Group)	213400	1.05
4.	Niyoko Trading & Consultancy LLP (Promoter Group)	780200	3.83
5.	YMK Trading & Consultancy LLP (Promoter Group)	764932	3.75
6.	SYK Trading & Consultancy LLP (Promoter Group )	313308	1.54

**c. Shareholding of Directors as on March 31, 2019**

Sr. No.	Name	No. of Equity Shares held
1.	Mr. Yogesh M. Kothari	12206622
2.	Mr. Hemendra M. Kothari	213400
3.	Mr. Shyam B. Ghia	-----
4.	Mr. Shobhan M. Thakore	11080
5.	Mr. Dilip G. Piramal	-----
6.	Mr. Premal N. Kapadia	-----
7.	Ms. Leja Hattiangadi	-----
8.	Mr. Kirat Patel	55000
9.	Mr. Suneet Y. Kothari	153324

**11. DEMATERIALISATION OF SHARES AND LIQUIDITY**

Trading in Equity Shares of the Company is permitted only in dematerialised Form. All requests for dematerialization of shares are processed and the confirmation is given to the respective depositories i.e. National Securities Depository Limited (NSDL) and Central Depository Services Limited (CDSL) within the stipulated time.

Other details are as under:

Demat ISIN Number for Equity Shares of the Company in NSDL & CDSL	-	INE150B01021
Total No. of Shares as on 31.03.2019	-	20396392 Shares
Total No. of shares dematerialised upto 31.03.2019	-	19950908 Shares
Percentage to total paid up capital	-	97.81%

**12. OUTSTANDING GDR/ADR/WARRANTS OR ANY CONVERTIBLE INSTRUMENTS, CONVERSION DATE AND IMPACT ON EQUITY : NIL**
**13. COMMODITY PRICE RISK OR FOREIGN EXCHANGE RISK AND HEDGING ACTIVITIES:**

The commodity nature of some of company's products makes them susceptible to fluctuations in raw material prices and exchange rates. The company is vulnerable to alcohol price volatility. Domestic alcohol prices are dependent on the cyclicity of the sugar industry and Government policy for its use in oil sector. Other petroleum based raw materials are subject to international gas/crude oil price fluctuation.

**14. DISCLOSURE OF COMMODITY PRICE RISKS AND COMMODITY HEDGING ACTIVITIES:**

To address commodity price risks, we ensure that normally contracts for supply generally do not exceed the production cycle time of three months. In exports, we have linked prices to benchmark raw material prices in most cases of long term supply contracts.

As regards raw material and utilities, volatility in input prices are mitigated by ensuring that commitments match the production plans not exceeding four months, except for Ethyl Alcohol and, Coal during the Monsoon.

The Company has a comprehensive Risk Management Policy covering commodity price risks and foreign exchange risks.

# 15. CREDIT RATING:

The Company has received Credit Rating of A+/Stable from CRISIL Limited for working capital facilities as well as External Commercial Borrowings. There has been no revision in the said rating during the year.

# 16. EQUITY SHARES IN THE SUSPENSE ACCOUNT

In compliance with Regulation 39 of the SEBI (Listing Obligations and Disclosure Requirements) Requirements, 2015, the Company reports the following details in respect of equity shares lying in the suspense accounts which are issued to the shareholders on their request.

Particulars	Number of Shareholders	Number of Equity Shares
Number of shareholders and the outstanding shares in the suspense account lying as on 31.03.2018	363	24134
Number of shareholders who approached the Company for transfer of shares and shares transferred from suspense account upto 31.03.2019	3	1300
Number of Shareholders and the outstanding shares in the suspense account lying as on 31.03.2019	360	22834

# 17. OTHER DISCLOSURES:

As required under the Listing Regulations, the Company has formulated policy for determining material subsidiaries and policy on dealing with related party transactions, which has been uploaded on the Company's website at <http://www.alkylamines.com>

# 18. PLANT LOCATIONS:

Patalganga Plant : A-7/A-25 MIDC, Patalganga Industrial Area, Village Kaire, Taluka Khalapur, Dist. Raigad - 410220, Maharashtra.

Kurkumbh Plant: D-6/1 & D-6/2, MIDC, Kurkumbh Industrial Area, Taluka Daund, Dist. Pune - 413802, Maharashtra.

Bhoom Solar Plant: Survey Nos. 179/2, 180/2 and 180/3, Bhoom Gramin, Taluka Bhoom, Dist. Osmanabad - 413504, Maharashtra.

Dahej Plant: Plot No. D-2/CH/149/2 and D-2/CH/149/1/2, Dahej - 2 Industrial Estate, Taluka Vagra, Dist. Bharuch - 392110, Gujarat.

# 19. ADDRESS FOR CORRESPONDENCE

Alkyl Amines Chemicals Ltd.,  
401-407, Nirman Vyapar Kendra, Sector 17, Vashi, Navi Mumbai 400703, Maharashtra

# 20. COMPANY'S REGISTRAR & SHARE TRANSFER AGENTS:

SHAREX DYNAMIC (INDIA) PVT. LTD.  
C-101, 247 Park, L. B. S. Marg,  
Vikhroli (West), Mumbai - 400 083  
Tel No.: +91 22 2851 644 / 5606 | Fax : + 91 22 2851 2885  
Email : [support@sharexindia.com](mailto:support@sharexindia.com) | Website : [www.sharexindia.com](http://www.sharexindia.com)

# 21. CODE OF CONDUCT

Your company has always encouraged and supported compliance to ethical business practices in personal and corporate behavior by its employees. Your company in order to further strengthen corporate governance practices has framed a specific code of conduct, for the members of the Board of Directors and Senior Management personnel of the Company.

As provided under Regulation 26(3) of the SEBI (Listing Obligations and Disclosure Requirements), Regulations, 2015 all members of the Board of Directors and Senior Management Personnel have affirmed compliance with Company's Code of Conduct for the year ended March 31, 2019.

For **ALKYL AMINES CHEMICALS LTD.**,

**YOGESH M. KOTHARI**

**CHAIRMAN & MANAGING DIRECTOR**

Mumbai, May 21, 2019

## CERTIFICATE OF NON-DISQUALIFICATION OF DIRECTORS

(Pursuant to Regulation 34(3) and Schedule V Para C clause (10)(i) of the SEBI (Listing Obligations and Disclosure Requirements) Regulations, 2015)

To,  
The Members of  
**Alkyl Amines Chemicals Limited**

I have examined the relevant registers, records, forms, returns and disclosures received from the Directors of **Alkyl Amines Chemicals Limited** having CIN L99999MH1979PLC021796 and having registered office at 401-407, Nirman Vyapar Kendra, Plot no 10, Sector-17, Vashi Navi Mumbai - 400703 (hereinafter referred to as 'the Company'), produced before me by the Company for the purpose of issuing this Certificate, in accordance with Regulation 34(3) read with Schedule V Para-C Sub clause 10(i) of the Securities Exchange Board of India (Listing Obligations and Disclosure Requirements) Regulations, 2015.

In my opinion and to the best of my information and according to the verifications (including Director Identification Number (DIN) status at the portal [www.mca.gov.in](http://www.mca.gov.in)) as considered necessary and explanations furnished to me by the Company & its officers, I hereby certify that none of the Directors on the Board of the Company as stated below for the Financial Year ending on 31st March, 2019 has been debarred or disqualified from being appointed or continuing as Directors of companies by the Securities and Exchange Board of India, Ministry of Corporate Affairs or any such other Statutory Authority.

Sr. No.	Name of Director	DIN	Date of Appointment in the Company
1	Yogesh Kothari	00010015	17/10/1979
2	Hemendra Kothari	00009873	18/10/1980
3	Dilip Piramal	00032012	18/10/1980
4	Shyam Ghia	00005264	18/10/1980
5	Shobhan Thakore	00031788	19/04/1988
6	Premal Kapadia	00042090	20/07/1999
7	Kirat Patel	00019239	17/12/1996
8	Suneet Kothari	00021421	24/01/2007
9	Leja Hattiangadi	00198720	01/11/2018

Ensuring the eligibility for the appointment / continuity of every Director on the Board is the responsibility of the management of the Company. My responsibility is to express an opinion on this, based on my verification. This certificate is neither an assurance as to the future viability of the Company nor of the efficiency or effectiveness with which the management has conducted the affairs of the Company.

**For P Mehta & Associates.**  
Practising Company Secretaries

**Prashant S Mehta**  
(Proprietor)  
ACS No. 5814  
C.P. No. 17341

Date: May 21, 2019  
Place: Mumbai



## CERTIFICATE ON CORPORATE GOVERNANCE

To,  
The Members of  
**Alkyl Amines Chemicals Limited**

I have examined the compliance of conditions of Corporate Governance by **Alkyl Amines Chemicals Limited** ('the Company'), for the financial year ended 31st March, 2019 as stipulated and as required under Regulation 15(2) of Securities and Exchange Board of India (Listing Obligation and Disclosure Requirements) Regulations, 2015 ('Listing Regulations').

The compliance of the conditions of Corporate Governance is the responsibility of the Management. My examination was limited to the procedure and implementation thereof, adopted by the Company for ensuring the compliance of the conditions of Corporate Governance. It is neither an audit nor an expression of the opinion on the financial statements of the Company.

In my opinion, and to the best of my information and according to the explanations given to me, I certify that the Company is generally in compliance with the conditions of Corporate Governance as stipulated in the above mentioned Listing Regulations.

I further state that such compliance is neither an assurance as to the future viability of the Company nor the efficiency or effectiveness with which the Management has conducted the affairs of the Company.

**For P Mehta & Associates.**  
Practising Company Secretaries

**Prashant S Mehta**  
(Proprietor)  
ACS No. 5814  
C.P. No. 17341

Date: May 21, 2019  
Place: Mumbai

## ANNEXURE 6

### FORM NO. MGT-9

#### EXTRACT OF ANNUAL RETURN AS ON THE FINANCIAL YEAR ENDED ON MARCH 31, 2019

[Pursuant to Section 92(3) of the Companies Act, 2013, and Rule 12(1) of the Companies (Management and Administration) Rules, 2014]

I. REGISTRATION AND OTHER DETAILS	
CIN	L99999MH1979PLC021796
Registration Date	17th October 1979
Name of The Company	Alkyl Amines Chemicals Limited
Category / Sub-Category of the Company	Public Company Limited By Shares
Address of the Registered Office and Contact Details	401-407, Nirman Vyapar Kendra, Plot No.10, Sector 17, Vashi, Navi Mumbai - 400 703
Whether Listed Company	Yes
Name, Address and Contact Details of Registrar and Transfer Agent, if any	<b>Sharex Dynamic (India) Pvt. Ltd.</b> C-101, 247 Park, L B S Marg, Vikhroli ( West ), Mumbai - 400 083

II. PRINCIPAL BUSINESS ACTIVITIES OF THE COMPANY		
All the Business activities contributing 10% or more of the total turnover of the Company shall be stated:		
Name and description of main products/services	NIC Code of the Product/Service	% to total turnover of the Company
Manufacture of organic and inorganic chemical compounds	20119	100%

III. PARTICULARS OF HOLDING, SUBSIDIARY AND ASSOCIATE COMPANIES				
Name and Address of the Company	CIN	Holding/ Subsidiary/ Associate of the Company	% of shares held	Applicable Section
Diamines and Chemicals Ltd. Plot No. 13, PCC Area, P.O. Petrochemicals, Vadodara, Gujarat - 391346	L24110GJ1976PLC002905	Associate	30%	2(6)

IV. SHAREHOLDING PATTERN									
(i) Category-Wise Shareholding									
Category of Shareholders	No. of Shares held at the beginning of the year				No. of Shares held at the end of the year				% Change during the year
	Demat	Physical	Total	% of total shares	Demat	Physical	Total	% of total shares	
<b>A. Promoters</b>									
<b>(1) Indian</b>									
a) Individual / HUF	13197896	0	13197896	64.707	13197896	0	13197896	64.707	0
b) Central Govt.	0	0	0	0	0	0	0	0	0
c) State Govt.(s)	0	0	0	0	0	0	0	0	0
d) Bodies Corporate	1910140	0	1910140	9.365	1910140	0	1910140	9.365	0
e) Banks / FI	0	0	0	0	0	0	0	0	0
f) Any other	0	0	0	0	0	0	0	0	0
<b>Sub-total (A)(1)</b>	<b>15108036</b>	<b>0</b>	<b>15108036</b>	<b>74.072</b>	<b>15108036</b>	<b>0</b>	<b>15108036</b>	<b>74.072</b>	<b>0</b>
<b>(2) Foreign</b>									
a) NRIs - Individuals	24752	0	24752	0.121	24752	0	24752	0.121	0
b) Other - Individuals	0	0	0	0	0	0	0	0	0
c) Bodies Corporate	0	0	0	0	0	0	0	0	0
d) Banks / FII	0	0	0	0	0	0	0	0	0
e) Any other	0	0	0	0	0	0	0	0	0
<b>Sub-total (A)(2)</b>	<b>24752</b>	<b>0</b>	<b>24752</b>	<b>0.121</b>	<b>24752</b>	<b>0</b>	<b>24752</b>	<b>0.121</b>	<b>0</b>
<b>Total Shareholding of Promoters (A)=(A)(1)+(A)(2)</b>	<b>15132788</b>	<b>0</b>	<b>15132788</b>	<b>74.193</b>	<b>15132788</b>	<b>0</b>	<b>15132788</b>	<b>74.193</b>	<b>0</b>

Category of Shareholders	No. of Shares held at the beginning of the year				No. of Shares held at the end of the year				% Change during the year
	Demat	Physical	Total	% of total shares	Demat	Physical	Total	% of total shares	
<b>B. Public Shareholding</b>									
<b>(1) Institutions</b>									
a) Mutual Funds / UTI	1300	0	1300	0.006	2636	0	2636	0.013	0.007
b) Banks / FI	14377	0	14377	0.070	19825	0	19825	0.097	0.027
c) Central Govt.	84688	0	84688	0.415	83668	0	83668	0.410	-0.005
d) State Govt.(s)	0	0	0	0	0	0	0	0	0
e) Venture Capital Funds	0	0	0	0	0	0	0	0	0
f) Insurance Companies	0	0	0	0	0	0	0	0	0
g) FIIs	316237	0	316237	1.550	121098	0	121098	0.593	-1.028
h) Foreign Venture Capital Funds	0	0	0	0	0	0	0	0	0
i) Others (specify)	0	0	0	0	0	0	0	0	0
<b>Sub-Total (B)(1):</b>	<b>416602</b>	<b>0</b>	<b>416602</b>	<b>2.041</b>	<b>227227</b>	<b>0</b>	<b>227227</b>	<b>1.114</b>	<b>-0.927</b>
<b>(2) Non-Institutions</b>									
a) Bodies Corporates	528165	3256	531421	2.605	562677	3244	565921	2.774	0.170
b) Individual Holding									
i. upto Rs. 1 Lakh	2433052	535892	2968944	14.556	2513176	441096	2954272	14.484	-0.072
ii. above Rs. 1 Lakh	1087426	0	1087426	5.331	1252157	0	1252157	6.139	0.808
<b>c) Any Other</b>									
- Clearing Members	5883	0	5883	0.029	4672	0	4672	0.022	-0.006
- OCB	0	0	0	0	0	0	0	0	0
- NRI	251998	1144	253142	1.241	258211	1144	259355	1.272	0.031
- Trusts	186	0	186	0.001	0	0	0	0	-0.001
<b>Sub-Total B(2)</b>	<b>4306710</b>	<b>540292</b>	<b>4847002</b>	<b>23.763</b>	<b>4590893</b>	<b>445484</b>	<b>5036377</b>	<b>24.693</b>	<b>0.930</b>
<b>Total(B)=B(1)+B(2)</b>	<b>4723312</b>	<b>540292</b>	<b>5263604</b>	<b>25.804</b>	<b>4818120</b>	<b>445484</b>	<b>5263604</b>	<b>25.807</b>	<b>0.003</b>
<b>Total (A+B)</b>	<b>19856100</b>	<b>540292</b>	<b>20396392</b>	<b>100.00</b>	<b>19950908</b>	<b>445484</b>	<b>20396392</b>	<b>100.00</b>	<b>0</b>
<b>C. Shares held by Custodian for GDRs &amp; ADRs</b>	<b>0</b>	<b>0</b>	<b>0</b>	<b>0</b>	<b>0</b>	<b>0</b>	<b>0</b>	<b>0</b>	<b>0</b>
<b>Grand Total (A+B+C)</b>	<b>19856100</b>	<b>540292</b>	<b>20396392</b>	<b>100.00</b>	<b>19950908</b>	<b>445484</b>	<b>20396392</b>	<b>100.00</b>	<b>0</b>

<b>(ii) Shareholding of Promoters</b>								
Sr. No.	Share Holder's name	Shareholding at the beginning of the year			Shareholding at the end of the year			% change in shareholding during the year
		No. of Shares	% of total shares of the Company	% of Shares Pledged / encumbered to total shares	No. of Shares	% of total shares of the Company	% of Shares Pledged / encumbered to total shares	
1	Yogesh Mathradas Kothari	12206622	59.847	0	12206622	59.847	0	0
2	Hemendra Mathradas Kothari	213400	1.046	0	213400	1.046	0	0
3	Nini Yogesh Kothari	507148	2.486	0	507148	2.486	0	0
4	Suneet Yogesh Kothari	153324	0.752	0	153324	0.752	0	0
5	Anjyko Investments Pvt. Ltd.	51700	0.253	0	51700	0.253	0	0
6	SYK Trading and Consultancy LLP	313308	1.536	0	313308	1.536	0	0
7	YMK Trading and Consultancy LLP	764932	3.750	0	764932	3.750	0	0
8	Niyoko Trading and Consultancy LLP	780200	3.825	0	780200	3.825	0	0
9	Kunjalata N Shah	30002	0.147	0	30002	0.147	0	0
10	Aditi Kothari Desai	28336	0.139	0	28336	0.139	0	0
11	Shuchi Hemendra Kothari	28144	0.138	0	28144	0.138	0	0
12	Devangana Jayant Desai	30920	0.152	0	30920	0.152	0	0
13	Anjali Y. Kothari	24752	0.121	0	24752	0.121	0	0

**(iii) Change in Promoters' Shareholding (Please specify, if there is no change)**

There is no change in the shareholding of the Promoter Group.

<b>(iv) Shareholding Pattern of Top Ten Shareholders (Other than Directors, Promoters and Holders of GDRs and ADRs)</b>						
For Each of the Top 10 Shareholders	Shareholding at the beginning of the year		Change in Shareholding (No. of shares)		Shareholding at the end of the year	
	No. of Shares	% of total shares of the Company	Increase	Decrease	No. of Shares	% of total shares of the Company
S. Shyam	182478	0.895	13107	0	195585	0.959
Adesh Ventures LLP	177318	0.869	0	3480	173838	0.852
Priti Vimal Chandaria	166700	0.817	0	0	166700	0.817
Gouri Bipin Mistry	157100	0.770	0	0	157100	0.770
Investor Education and Protection Fund (IEPF)	84688	0.415	0	1020	83668	0.410
Dolly Khanna	23629	0.116	48198	0	71827	0.352
Girish Gulati (HUF)	0	0	63474	0	63474	0.311
Govindlal M. Parikh	52787	0.259	0	0	52787	0.259
Bhavesh Dhireshbhai Shah	95225	0.467	0	43231	51994	0.255
Jollyben Bharatkumar Jain	51990	0.003	0	0	51990	0.003

**Note:** Top ten shareholders as on March 31, 2018 have been considered for the above disclosure.

<b>(v) Shareholding of Directors and Key Managerial Personnel</b>				
For Each of the Directors and KMP	Shareholding at the beginning of the year		Cumulative Shareholding during the year	
	No. of Shares	% of total shares of the Company	No. of Shares	% of total shares of the Company
Mr. Yogesh M. Kothari	12206622	59.847	12206622	59.847
Mr. Suneet Y. Kothari	153324	0.752	153324	0.752
Mr. Hemendra M. Kothari	213400	1.046	213400	1.046
Mr. Kirat M. Patel	55000	0.269	55000	0.269
Mr. Dilip G. Piramal	0	0	0	0
Mr. Shobhan M. Thakore	11080	0.054	11080	0.054
Mr. Shyam B. Ghia	0	0	0	0
Mr. Premal N. Kapadia	0	0	0	0
Ms. Tarjani Vakil (Director upto January 29, 2019)	0	0	0	0
Ms. Leja Hattiangadi	0	0	0	0
Mr. K. P. Rajagopalan	13986	0.069	12686	0.062
Mr. Chintamani Thatte	0	0	0	0
Mr. Rahul Mehta	0	0	0	0

**V. INDEBTEDNESS (₹ In Lakhs)**

<b>Indebtedness of the Company including interest outstanding/accrued but not due for payment</b>				
	Secured Loans excluding deposits	Unsecured Loans	Deposits	Total Indebtedness
<b>Indebtedness at the beginning of the financial year</b>				
i) Principal Amount	13546.40	66.50	0	13612.90
ii) Interest due but not paid	0	0	0	0
iii) Interest accrued but not due	92.30	0	0	92.30
<b>Total (i+ii+iii)</b>	<b>13638.70</b>	<b>66.50</b>	<b>0</b>	<b>13705.20</b>
<b>Change in Indebtedness during the financial year</b>				
Addition	0	2427.00	0	2427.00
Reduction	2329.64	946.50	0	3276.14
<b>Net Change</b>	<b>11309.06</b>	<b>1547.00</b>	<b>0</b>	<b>12856.06</b>
<b>Indebtedness at the end of the financial year</b>				
i) Principal Amount	11309.06	1547.00	0	12856.06
ii) Interest due but not paid	0	0	0	0
iii) Interest accrued but not due	88.61	0	0	88.61
<b>Total (i+ii+iii)</b>	<b>11397.67</b>	<b>1547.00</b>	<b>0</b>	<b>12944.67</b>



**VI. REMUNERATION OF DIRECTORS AND KEY MANAGERIAL PERSONNEL (₹ In Lakhs)**
**A. Remuneration to Managing Director, Whole-time Directors and/or Manager:**

Sr. No.	Particulars of Remuneration	Mr. Yogesh M. Kothari	Mr. Kirat Patel	Mr. Suneet Kothari	Total
1	Gross Salary				
(a)	Salary as per provisions contained in Section 17(1) of the Income Tax Act, 1961	192.00	110.40	103.68	406.08
(b)	Value of perquisites under Section 17(2) of Income Tax Act, 1961	4.52	0.32	0.32	5.16
(c)	Profits in lieu of salary under Section 17(3) of Income Tax Act, 1961	Nil	Nil	Nil	Nil
2	Stock Options	Nil	Nil	Nil	Nil
3	Sweat Equity	Nil	Nil	Nil	Nil
4	Commission	400.96	134.79	134.79	670.54
	- as % of profit	3%	1%	1%	5%
	- others, specify	Nil	Nil	Nil	Nil
5	Others (Company contribution towards PF, Medical Reimbursement)	14.92	8.73	8.27	31.92
	<b>Total (A)</b>	<b>612.40</b>	<b>254.24</b>	<b>247.06</b>	<b>1113.70</b>

**B. Remuneration to other Directors:**
**1. Independent Directors**

Sr. No.	Particulars of Remuneration	Name of Director					Total Amount (₹ In Lakhs)
		Mr. Shyam B. Ghia	Mr. Shobhan M. Thakore	Mr. Dilip G. Piramal	Ms. Tarjani Vakil (ceased w.e.f. 29.01.2019)	Ms. Leja Hattiangadi (appointed w.e.f. 01.11.2018)	
1	- Fee for attending Board / Committee Meetings	2.28	2.26	1.40	1.00	1.00	7.94
2	- Commission	21.58	21.58	21.58	17.97	8.92	91.63
3	- Others, please specify	Nil	Nil	Nil	Nil	Nil	Nil
	<b>Total (1)</b>	<b>23.86</b>	<b>23.84</b>	<b>22.98</b>	<b>18.97</b>	<b>9.92</b>	<b>99.57</b>

**2. Other Non-Executive Directors**

Sr. No.	Particulars of Remuneration	Mr. Hemendra Kothari	Mr. Premal N. Kapadia	Total Amount (₹ In Lakhs)
1	- Fee for attending Board/Committee Meetings	0.80	1.60	2.40
	- Commission	21.58	21.58	43.16
	- Others, please specify	Nil	Nil	Nil
	<b>Total (2)</b>	<b>22.38</b>	<b>23.18</b>	<b>45.56</b>
	<b>Total (B)=(1+2)</b>			

**C. Remuneration to Key Managerial Personnel other than MD/Manager/WTM**

Sr. No.	Particulars of Remuneration	Mr. K.P. Rajagopalan, ex-Company Secretary (upto 29.01.2019)	Mr. Chintamani Thatte, Company Secretary (with effect from 30.01.2019)	Mr. Rahul Mehta, Chief Financial Officer	Total Amount (₹ In Lakhs)
1	Gross Salary				
(a)	Salary as per provisions contained in Section 17(1) of the Income Tax Act, 1961	29.58	4.91	27.53	62.02
(b)	Value of perquisites under Section 17(2) of Income Tax Act, 1961	0.30	Nil	Nil	0.30
(c)	Profits in lieu of salary under Section 17(3) of Income Tax Act, 1961	Nil	Nil	Nil	Nil
2	Stock Options	Nil	Nil	Nil	Nil
3	Sweat Equity	Nil	Nil	Nil	Nil
4	Commission				
	- as % of profit	Nil	Nil	Nil	Nil
	- others, specify	Nil	Nil	Nil	Nil
5	Others, please specify (LTA, PF & Gratuity)	2.93	0.79	1.73	5.45
	<b>Total (A)</b>	<b>32.81</b>	<b>5.70</b>	<b>29.26</b>	<b>67.77</b>

**VII. PENALTIES / PUNISHMENT / COMPOUNDING OF OFFENCES (Under the Companies Act) : None**

## INDEPENDENT AUDITOR'S REPORT

To the Members of **Alkyl Amines Chemicals Limited**

### Report on the audit of Standalone Financial Statements

#### Opinion

We have audited the accompanying standalone financial Statements of Alkyl Amines Chemicals Limited ("the Company"), which comprise the balance sheet as at March 31, 2019, the statement of profit and loss (including other comprehensive income), cash flow statement and the statement of change in equity for the year then ended and a summary of the significant accounting policies and other explanatory information (hereinafter referred to as "the standalone financial statements").

In our opinion and to the best of our information and according to the explanations given to us, the aforesaid standalone financial statements give the information required by the Companies Act, 2013 ("the Act") in the manner so required and give a true and fair view in conformity with the Indian Accounting Standards prescribed under section 133 of the Act read with the Companies (Indian Accounting Standards) Rules, 2015, as amended, ("Ind AS") and other accounting principles generally accepted in India, of the state of affairs of the Company as at March 31, 2019, the profit and total comprehensive income, its cash flows and changes in equity for the year ended on that date.

#### Basis for Opinion

We conducted our audit of the standalone financial statements in accordance with the Standards on Auditing specified under section 143(10) of the Act (SAs). Our responsibilities under those Standards are further described in the Auditor's Responsibilities for the Audit of the Standalone Financial Statements section of our report. We are independent of the Company in accordance with the Code of Ethics issued by the Institute of Chartered Accountants of India (ICAI) together with the independence requirements that are relevant to our audit of the standalone financial statements under the provisions of the Act and the Rules made thereunder, and we have fulfilled our other ethical responsibilities in accordance with these requirements and the ICAI's Code of Ethics. We believe that the audit evidence we have obtained is sufficient and appropriate to provide a basis for our audit opinion on the standalone financial statements.

#### Key Audit Matters

Key audit matters are those matters that, in our professional judgment, were of most significance in our audit of the standalone financial statements of the current period. These matters were addressed in the context of our audit of the standalone financial statements as a whole, and in forming our opinion thereon, and we do not provide a separate opinion on these matters. We have determined the matters described below to be the key audit matters to be communicated in our report.

Sr.No.	Key Audit Matter	Auditor Response
1	<p>Revenue Recognition, presentation and disclosures with respect to Ind AS 115 "Revenue from Contracts with Customers"</p> <p>Revenue from the sale of goods (hereinafter referred to as "Revenue") is recognised when the Company performs its obligation to its customers and the amount of revenue can be measured reliably and recovery of the consideration is probable. The timing of such recognition in case of sale of goods is when the control over the same is transferred to the customer, which is mainly upon delivery and when there are no longer any unfulfilled obligations.</p> <p>The timing of revenue recognition is relevant to the reported performance of the Company. The management considers revenue as a key measure for evaluation of performance. There is a risk of revenue being recorded before control is transferred.</p> <p>Refer to Note 1(d) to the Standalone Financial Statements</p>	<p><b>Audit Procedures</b></p> <p>Our audit approach consisted of testing the design and operating effectiveness of the internal controls and substantive testing as follows :</p> <ul style="list-style-type: none"> <li>Evaluating the design of internal controls relating to implementation of the new revenue accounting standard;</li> <li>Performing substantive testing by selecting a sample of contracts, and tested the operating effectiveness of the internal control, relating to revenue recognition; carrying out a combination of procedures involving enquiry and observation, performance and inspection of evidence in respect of operation of these controls;</li> <li>Testing the design, implementation and operating effectiveness of management's general IT controls and key application controls over the Company's IT systems which govern revenue recognition, including access controls, controls over program changes, interfaces between different systems and key manual internal controls over revenue recognition to assess the completeness of the revenue entries being recorded in the general ledger accounting system;</li> <li>Testing the effectiveness of such controls over revenue cut off at year-end;</li> <li>Testing the supporting documentation for sales transactions recorded during the period closer to the year end and subsequent to the year end to determine whether revenue was recognised in the correct period; and</li> <li>Reviewing the information used to prepare the disclosures relating to the periods over which the controls of the goods would be transferred subsequent to the balance sheet date.</li> </ul>

Sr.No.	Key Audit Matter	Auditor Response
2	<p><b>Litigations - Contingencies</b></p> <p>The Company has litigations in respect of certain income tax matters. In this regard, the Company has recognised provisions and has disclosed contingent liabilities as at March 31, 2019.</p> <p>Significant management judgment is required to assess these matters and to determine the probability of material outflow of economic resources and whether a provision should be recognised or a disclosure should be made. Where considered relevant, the management judgement is also supported with legal advice in these cases.</p> <p>We focused on this area as the ultimate outcome of matters are uncertain and the positions taken by the management are based on the application of judgement, related expert advice including those relating to interpretation of laws and regulations.</p> <p>Refer to Note 29 to the Standalone Financial Statements</p>	<p><b>Audit Procedures</b></p> <p>Our audit procedures involved the following:</p> <ul style="list-style-type: none"> <li>Testing the effectiveness of controls around the recording and re-assessment of contingent liabilities;</li> <li>Discussing with management the status and recent developments of these matters, including their views on the likely outcome of each litigation and claim;</li> <li>Performing our assessment of the underlying calculations supporting the provisions or other disclosures made in the standalone financial statements;</li> <li>Evaluating the management's assessment of these matters and monitoring changes in the disputes with reference to subsequent orders passed and by way of discussion with the tax consultant, where relevant, in order to establish the appropriateness of the provisions / disclosures;</li> <li>Evaluating management's assessment of the matters that are not disclosed, as the probability of material outflow is considered to be remote by the management; and</li> <li>Assessing the adequacy of the Company's disclosures.</li> </ul>

### Other Information

The Company's Board of Directors is responsible for the preparation of the other information. The other information comprises the information included in the Report on Corporate Governance, Shareholder information and Management Discussion and Analysis, Board's Report including Annexures to Board's Report, Business Responsibility Report, Corporate Governance and Shareholder's Information, but does not include the standalone financial statements, and our auditor's report thereon.

Our opinion on the standalone financial statements does not cover the other information and we do not express any form of assurance conclusion thereon.

In connection with our audit of the standalone financial statements, our responsibility is to read the other information and, in doing so, consider whether the other information is materially inconsistent with the standalone financial statements or our knowledge obtained during the course of our audit, or otherwise, appears to be materially misstated. If, based on the work we have performed, we conclude that there is a material misstatement of this other information, we are required to report that fact. We have nothing to report in this regard.

### Management's Responsibility for the Standalone Financial Statements

The Company's Board of Directors is responsible for the matters stated in section 134(5) of the Act, with respect to the preparation of these standalone financial statements that give a true and fair view of the financial position, financial performance, total comprehensive income, changes in equity and cash flows of the Company, in accordance with the Ind AS and other accounting principles generally accepted in India. This responsibility also includes maintenance of adequate accounting records in accordance with the provisions of the Act for safeguarding the assets of the Company and for preventing and detecting frauds and other irregularities; selection and application of appropriate accounting policies; making judgments and estimates that are reasonable and prudent; and design, implementation and maintenance of adequate internal financial controls, that were operating effectively for ensuring the accuracy and completeness of the accounting records, relevant to the preparation and presentation of the standalone financial statements that give a true and fair view and are free from material misstatement, whether due to fraud or error.

In preparing the standalone financial statements, management is responsible for assessing the Company's ability to continue as a going concern, disclosing, as applicable, matters relating to going concern and using the going concern basis of accounting, unless management either intends to liquidate the Company or cease operations, or has no realistic alternative but to do so.

The Board of Directors is responsible for overseeing the Company's financial reporting process.

### Auditor's Responsibility for the Standalone Financial Statements

Our objectives are to obtain reasonable assurance about whether the standalone financial statements, as a whole, are free from material misstatement, whether due to fraud or error, and to issue an auditor's report that includes our opinion. Reasonable assurance is a high level of assurance, but is not a guarantee that an audit conducted in accordance with SAs will always detect a material misstatement

when it exists. Misstatements can arise from fraud or error and are considered material if, individually or in the aggregate, they could reasonably be expected to influence the economic decisions of users taken on the basis of these standalone financial statements.

As part of an audit in accordance with SAs, we exercise professional judgment and maintain professional skepticism throughout the audit. We also:

- Identify and assess the risks of material misstatement of the standalone financial statements, whether due to fraud or error, design and perform audit procedures responsive to those risks, and obtain audit evidence that is sufficient and appropriate to provide a basis for our opinion. The risk of not detecting a material misstatement resulting from fraud is higher than for one resulting from error, as fraud may involve collusion, forgery, intentional omissions, misrepresentations, or the override of internal control.
- Obtain an understanding of internal financial controls relevant to the audit in order to design audit procedures that are appropriate in the circumstances. Under section 143(3)(i) of the Act, we are also responsible for expressing our opinion on whether the Company has an adequate internal financial controls system in place and the operating effectiveness of such controls.
- Evaluate the appropriateness of accounting policies used and the reasonableness of accounting estimates and related disclosures made by management.
- Conclude on the appropriateness of management's use of the going concern basis of accounting and, based on the audit evidence obtained, whether a material uncertainty exists related to events or conditions that may cast significant doubt on the Company's ability to continue as a going concern. If we conclude that a material uncertainty exists, we are required to draw attention in our auditor's report to the related disclosures in the standalone financial statements or, if such disclosures are inadequate, to modify our opinion. Our conclusions are based on the audit evidence obtained up to the date of our auditor's report. However, future events or conditions may cause the Company to cease to continue as a going concern.
- Evaluate the overall presentation, structure and content of the standalone financial statements, including the disclosures, and whether the standalone financial statements represent the underlying transactions and events in a manner that achieves fair presentation.

Materiality is the magnitude of misstatements in the standalone financial statements that, individually or in aggregate, makes it probable that the economic decisions of a reasonably knowledgeable user of the financial statements may be influenced. We consider quantitative materiality and qualitative factors in (i) planning the scope of our audit work and in evaluating the results of our work; and (ii) to evaluate the effect of any identified misstatements in the financial statements.

We communicate with those charged with governance regarding, among other matters, the planned scope and timing of the audit and significant audit findings, including any significant deficiencies in internal control that we identify during our audit.

We also provide those charged with governance with a statement that we have complied with relevant ethical requirements regarding independence, and to communicate with them all relationships and other matters that may reasonably be thought to bear on our independence, and where applicable, related safeguards.

From the matters communicated with those charged with governance, we determine those matters that were of most significance in the audit of the standalone financial statements of the current period and are therefore the key audit matters. We describe these matters in our auditor's report unless law or regulation precludes public disclosure about the matter or when, in extremely rare circumstances, we determine that a matter should not be communicated in our report because the adverse consequences of doing so would reasonably be expected to outweigh the public interest benefits of such communication.

### Report on Other Legal and Regulatory Requirements

1. As required by Section 143 (3) of the Act, we report that:
  - (a) We have sought and obtained all the information and explanations which, to the best of our knowledge and belief, were necessary for the purposes of our audit.
  - (b) In our opinion, proper books of account, as required by law, have been kept by the Company so far as it appears from our examination of those books.
  - (c) The Balance Sheet, the Statement of Profit and Loss, including Other Comprehensive Income, Cash Flow Statement and Statement of Change in Equity, dealt with by this Report, are in agreement with the books of account.
  - (d) In our opinion, the aforesaid standalone financial statements comply with the Indian Accounting Standards specified under Section 133 of the Act, as applicable.
  - (e) On the basis of the written representations received from the directors as on March 31, 2019 and taken on record by the Board of Directors, none of the directors is disqualified as on March 31, 2019, from being appointed as a director in terms of Section 164 (2) of the Act.
  - (f) With respect to the adequacy of the internal financial controls over financial reporting of the company and the operating effectiveness of such controls, refer to our separate Report in "Annexure A". Our report expresses an unmodified opinion on adequacy and operating effectiveness of the Company's internal financial controls over financial reporting.

- (g) With respect to the other matters to be included in the Auditor's Report in accordance with Rule 11 of the Companies (Audit and Auditors) Rules, 2014, as amended, in our opinion and to the best of our information and according to the explanations given to us:
- The Company has disclosed the impact of pending litigations on its financial position in its standalone financial statements – Refer Note 29 to the standalone financial statements;
  - The Company did not have any material foreseeable losses on long-term contracts including derivative contracts.
  - There has been no delay in transferring amounts, required to be transferred, to the Investor Education and Protection Fund by the Company.
2. With respect to the matter to be included in the Auditor's Report under section 197(16):
- In our opinion and according to the information and explanations given to us, the remuneration paid by the Company to its directors during the current year is in accordance with the provisions of section 197 read with Schedule V of the Act.
3. As required by the Companies (Auditor's Report) Order, 2016 ("the Order"), issued by the Central Government of India, in terms of sub section (11) of section 143 of the Companies Act, 2013, we give in the "Annexure B" a statement on the matters specified in paragraph 3 and 4 of the Order.

**For N. M. Raiji & Co.**  
Chartered Accountants  
Firm's Registration Number: 108296W

**Vinay D. Balse**  
Partner  
Membership Number: 39434

Place : Mumbai  
Date : May 21, 2019

## **ANNEXURE “A” TO THE INDEPENDENT AUDITORS’ REPORT OF EVEN DATE ON THE STANDALONE FINANCIAL STATEMENTS OF ALKYL AMINES CHEMICALS LIMITED**

(Referred to in Paragraph 1 point (f) under the heading of  
“Report on Other Legal and Regulatory Requirements” of our report of even date)

### **Report on the Internal Financial Controls Over Financial Reporting under Clause (i) of Sub-section 3 of Section 143 of the Companies Act, 2013 (“the Act”)**

We have audited the internal financial controls over financial reporting of Alkyl Amines Chemical Limited (“the Company”) as at March 31, 2019, in conjunction with our audit of the standalone financial statements of the Company for the year ended on that date.

#### **Management’s Responsibility for Internal Financial Controls**

The Company’s management is responsible for establishing and maintaining internal financial controls, based on the internal control over financial reporting criteria established by the Company, considering the essential components of internal control stated in the Guidance Note on Audit of Internal Financial Controls Over Financial Reporting, issued by the Institute of Chartered Accountants of India. These responsibilities include the design, implementation and maintenance of adequate internal financial controls that were operating effectively for ensuring the orderly and efficient conduct of its business, including adherence to company’s policies, the safeguarding of its assets, the prevention and detection of frauds and errors, the accuracy and completeness of the accounting records, and the timely preparation of reliable financial information, as required under the Companies Act, 2013.

#### **Auditors’ Responsibility**

Our responsibility is to express an opinion on the Company’s internal financial controls over financial reporting based on our audit. We conducted our audit in accordance with the Guidance Note on Audit of Internal Financial Controls Over Financial Reporting (the “Guidance Note”) issued by the Institute of Chartered Accountants of India and the Standards on Auditing prescribed under section 143(10) of the Companies Act, 2013, to the extent applicable to an audit of internal financial controls. Those Standards and the Guidance Note require that we comply with ethical requirements and plan and perform the audit to obtain reasonable assurance about whether adequate internal financial controls over financial reporting was established and maintained and if such controls operated effectively in all material respects.

Our audit involves performing procedures to obtain audit evidence about the adequacy of the internal financial controls system over financial reporting and their operating effectiveness. Our audit of internal financial controls over financial reporting included obtaining an understanding of internal financial controls over financial reporting, assessing the risk that a material weakness exists, and testing and evaluating the design and operating effectiveness of internal control based on the assessed risk. The procedures selected depend on the auditor’s judgement, including the assessment of the risks of material misstatement of the financial statements, whether due to fraud or error.

We believe that the audit evidence we have obtained is sufficient and appropriate to provide a basis for our audit opinion on the Company’s internal financial controls system over financial reporting.

#### **Meaning of Internal Financial Controls over Financial Reporting**

A company’s internal financial control over financial reporting is a process designed to provide reasonable assurance regarding the reliability of financial reporting and the preparation of standalone financial statements for external purposes, in accordance with generally accepted accounting principles. A company’s internal financial control over financial reporting includes those policies and procedures that (1) pertain to the maintenance of records that, in reasonable detail, accurately and fairly reflect the transactions and dispositions of the assets of the company; (2) provide reasonable assurance that transactions are recorded as necessary to permit preparation of standalone financial Statements in accordance with generally accepted accounting principles, and that receipts and expenditures of the company are being made only in accordance with authorisations of management and directors of the company; and (3) provide reasonable assurance regarding prevention or timely detection of unauthorized acquisition, use, or disposition of the company’s assets that could have a material effect on the financial Statements.

**Inherent Limitations of Internal Financial Controls over Financial Reporting**

Because of the inherent limitations of internal financial controls over financial reporting, including the possibility of collusion or improper management override of controls, material misstatements due to error or fraud may occur and not be detected. Also, projections of any evaluation of the internal financial controls over financial reporting to future periods are subject to the risk that the internal financial control over financial reporting may become inadequate because of changes in conditions, or that the degree of compliance with the policies or procedures may deteriorate.

**Opinion**

In our opinion, to the best of our information and according to the explanation given to us, the Company has, in all material respects, an adequate internal financial controls system over financial reporting and such internal financial controls over financial reporting were operating effectively as at March 31, 2019, based on the internal control over financial reporting criteria established by the Company, considering the essential components of internal control stated in the Guidance Note on Audit of Internal Financial Controls Over Financial Reporting issued by the Institute of Chartered Accountants of India.

**For N. M. Raiji & Co.**  
Chartered Accountants  
Firm's Registration Number: 108296W

**Vinay D. Balse**  
Partner  
Membership Number: 39434

Place: Mumbai  
Date: May 21, 2019



**ANNEXURE - B**  
**TO THE INDEPENDENT AUDITORS' REPORT**  
**OF EVEN DATE ON THE STANDALONE FINANCIAL STATEMENTS OF**  
**ALKYL AMINES CHEMICALS LIMITED**

(Referred to in Paragraph 3 under the heading of  
“Report on Other Legal and Regulatory Requirements” of our report of even date)

- i. (a) The Company has maintained proper records showing full particulars, including quantitative details and situation of Property, Plant & Equipment (PPE).
- (b) The Company has a program of verification to cover all the items of fixed assets in phased manner which, in our opinion, is reasonable having regard to the size of the Company and the nature of its assets. Pursuant to the program, certain PPE were physically verified by the management during the year. According to the information and explanations given to us, no material discrepancies were noticed on such verification.
- (c) According to the information and explanations given to us, the records examined by us and based on the examination of the records provided to us, we report that, the title deeds, comprising all the immovable properties of land and buildings which are freehold, are held in the name of the Company as at the balance sheet date. In respect of immovable properties of land that have been taken on lease and disclosed as PPE in the standalone financial statements, the lease agreements are in the name of the Company except in the case of Leasehold Land situated at Kurkumbh Plot No. D-6/2 taken on lease from Maharashtra Industrial Development Corporation, and Dahej plot No. D-2/CH/149/1/2 taken on lease from Gujrat Industrial Development Corporation, for which lease deed is yet to be executed.
- ii. Inventories, other than stocks in transit and inventories lying with third parties, have been physically verified during the year by the Management. In respect of Company's inventories with third parties, physical verification has been carried out. In respect of stock in transit at the year end, the necessary documentary evidences have been obtained. In our opinion, the frequency of verification is reasonable. Discrepancies noticed on physical verification of stocks were not material and the same have been properly dealt with in the books of account.
- iii. According to the information and explanations given to us, the Company has not granted any loans, secured or unsecured, to companies, firms, limited liability partnerships or other parties covered in the register maintained under section 189 of the Companies Act, 2013 (the “Act”). Consequently, sub-clauses (a), (b) & (c) of clause (iii) of paragraph 3 of the Order are not applicable to the Company.
- iv. In our opinion and according to the information and explanations given to us, the Company has complied with the provisions of Sections 185 and 186 of the Act in respect of investments made. The Company has not granted any loans or provided guarantees and securities. Consequently, clause (iv) of paragraph 3 of the Order is not applicable to the Company.
- v. According to the information and explanations given to us, the Company has not accepted any deposit during the year. Consequently, clause (v) of paragraph 3 of the Order is not applicable to the Company.
- vi. We have broadly reviewed the cost records maintained by the Company, pursuant to the Companies (Cost Records and Audit) Rules, 2014, as specified by the Central Government under sub-section (1) of Section 148 of the Companies Act, 2013, and are of the opinion that, prima facie, the prescribed cost records have been made and maintained. We have, however, not made a detailed examination of the cost records with a view to determine whether they are accurate or complete.
- vii. According to the information and explanations given to us and on the basis of our examination of the books of account, in respect of statutory dues:
  - (a) the Company has been generally regular in depositing with the appropriate authorities undisputed statutory dues, including Provident Fund, Employees' State Insurance, Income-tax, Customs Duty, Goods and Service Tax, Cess and other statutory dues, wherever applicable. There were no undisputed amounts payable in respect of the above statutory dues in arrears as at 31st March, 2019, for a period of more than six months from the date they became payable, except in the case of Electricity Duty (on Captive Power generated) in Kurkumbh, aggregating Rs. 168.61 lakhs (previous year - Rs. 123.45 lakhs) with the appropriate authorities.

(b) the following dues have not been paid on account of disputes with the respective authorities:

Nature of Statute	Nature of Dues	Amount (Rs. In lakhs)	Period	Forum where dispute is pending	Remarks
Income Tax Act, 1961	Disallowance of Expenditure/ Deductions	260.48	AY 1997-1998 AY 1998-1999 AY 1999-2000 AY 2003-2004 AY 2004-2005 AY 2009-2010 AY 2012-2013 AY 2013-2014	The Assessing Officer is yet to give order giving effects of the Commissioner of Income Tax (Appeals) and Income Tax Appellate Tribunal	Amount of Deposit Rs. 196.11 lakhs
Income Tax Act, 1961	Income Tax & Interest	4.46	AY 2014-2015 AY 2015-2016	CIT (Appeals)	Amount of Deposit Rs. 0.85 lakhs
Central Excise Act, 1944	Dispute relating to Cenvat Credit (Interest and Penalty)	867.62	FY 2002-2003 to 2010-2011	Customs, Excise and Service Tax Appellate Tribunal	Amount of Deposit Rs. 21.07 lakhs
Maharashtra Value Added Tax Act, 2002	Dispute relating to Penalty.	35.66	FY 2014-2015	Jt. Commissioner of Sales Tax	Amount of Deposit Nil.

Except for the above, there are no dues in respect of Income-tax, Customs Duty, Goods and Service Tax, and Cess, which have not been deposited with the appropriate authorities on account of any dispute.

- viii. In our opinion and according to the information and explanations given to us, the Company has not defaulted in the repayment of dues to financial institutions or banks. The Company has not raised any monies from Government or Financial Institutions and does not have any outstanding debentures.
- ix. The Company has not raised moneys by way of initial public offer or further public offer (including debt instruments) during the year. In our opinion and according to the information and explanations given to us, the term loan has been applied for the purpose for which it was obtained.
- x. To the best of our knowledge and according to the information and explanations given to us, no material fraud by the Company or on the Company by its officers or employees has been noticed or reported during the year.
- xi. In our opinion and according to the information and explanations given to us, the Company has paid/provided managerial remuneration in accordance with the requisite approvals mandated by the provisions of section 197 read with Schedule V to the Act.
- xii. In our opinion and according to the information and explanations given to us, the Company is not a Nidhi Company. Consequently, clause (xii) of paragraph 3 of the Order is not applicable to the Company.
- xiii. In our opinion and according to the information and explanations given to us, all transactions with the related parties are in compliance with section 177 and 188 of Companies Act, 2013, and corresponding details have been disclosed in the Standalone Financial Statements, as required by the applicable Indian accounting standards.
- xiv. In our opinion and according to the information and explanations given to us, the Company has not made any preferential allotment or private placement of shares or fully or partly convertible debentures during the year. Consequently, requirement under clause (xiv) of paragraph 3 of the Order is not applicable to the Company.
- xv. In our opinion and according to the information and explanations given to us, the Company has not entered into non-cash transactions with its directors or persons connected with him and hence provisions of section 192 of the Act are not applicable. Consequently, requirement under clause (xv) of paragraph 3 of the Order is not applicable to the Company.
- xvi. To the best of our knowledge and belief, the Company is not required to be registered under section 45-IA of the Reserve Bank of India Act, 1934.

**For N. M. RAIJI & CO.**  
Chartered Accountants  
Firm Registration No: 108296W

**Vinay D. Balse**  
Partner  
Membership No. 39434

Place: Mumbai  
Date: May 21, 2019

## BALANCE SHEET AS AT MARCH 31, 2019

Rs. In Lakhs

Particulars	Note	As At March 31, 2019	As At March 31, 2018
<b>ASSETS</b>			
<b>Non-Current Assets</b>			
(a) Property, Plant and Equipment	3	37,551.58	35,430.88
(b) Capital Work-In-Progress	3	4,315.18	1,840.47
(c) Intangible Assets	3	91.16	85.78
(d) Intangible Assets under Development	3	-	-
(e) Financial Assets			
i) Investments	4	144.11	144.11
ii) Loans	5A	45.55	40.35
iii) Other Financial Assets	5B	397.03	280.68
(f) Non-Current Tax Asset (Net)	6C	356.97	342.55
(g) Other Non-Current Assets	6A	858.14	1,703.27
		<b>43,759.72</b>	<b>39,868.09</b>
<b>Current Assets</b>			
(a) Inventories	7	10,569.29	8,518.11
(b) Financial Assets			
i) Trade Receivables	8	15,263.39	12,377.56
ii) Cash and Cash Equivalents	9	1,933.91	223.42
iii) Other Bank Balances	9A	83.52	99.18
iv) Loans	5C	19.72	14.04
v) Other Financial Assets	5D	91.22	25.98
(c) Other Current Assets	6B	3,131.43	2,578.49
		<b>31,092.48</b>	<b>23,836.78</b>
<b>TOTAL ASSETS</b>		<b>74,852.20</b>	<b>63,704.87</b>
<b>EQUITY AND LIABILITIES</b>			
<b>EQUITY</b>			
(a) Equity Share Capital	10	1,020.60	1,020.60
(b) Other Equity	11	35,478.71	28,694.75
		<b>36,499.31</b>	<b>29,715.35</b>
<b>LIABILITIES</b>			
<b>Non-Current Liabilities</b>			
(a) Financial Liabilities			
(i) Long Term Borrowings			
- Secured Borrowings	12A	7,775.37	10,579.75
- Unsecured Borrowings	12B	129.37	240.72
(ii) Other Financial Liabilities	12E	1.79	653.65
(b) Deferred Tax Liabilities (Net)	13	5,066.31	4,048.40
(c) Provisions	16A	186.30	171.49
(d) Liabilities for Tax (Net)	18	419.38	341.38
		<b>13,578.52</b>	<b>16,035.39</b>
<b>Current Liabilities</b>			
(a) Financial Liabilities			
(i) Short Term Borrowings			
- Secured Borrowings	12C	3,508.32	4,209.41
- Unsecured Borrowings	12D	1,547.00	66.50
(ii) Trade Payables	14		6,717.94
Total outstanding dues of Micro Enterprises and Small Enterprises		58.88	66.50
Total outstanding dues of creditors other than Micro Enterprises and Small Enterprises		12,340.14	6,652.47
(iii) Other Financial Liabilities	15	6,293.63	6,402.92
(b) Provisions	16B	466.11	329.35
(c) Other Current Liabilities	17	560.29	228.01
		<b>24,774.37</b>	<b>17,954.13</b>
<b>TOTAL EQUITY AND LIABILITIES</b>		<b>74,852.20</b>	<b>63,704.87</b>
<b>Notes (Including Significant Accounting Policies and Critical Judgements, Estimates and Assumptions) forming part of the Financial Statements</b>			

As per our Report of even date attached

For and on behalf of the Board of Directors

For N. M. RAIJI & CO.  
Chartered Accountants  
Firm Registration No. 108296W

YOGESH M. KOTHARI  
Chairman and Managing Director

VINAY D. BALSE  
Partner  
Membership No. 39434

CHINTAMANI D. THATTE  
General Manager  
(Secretarial) and  
Company Secretary

RAHUL MEHTA  
General Manager-  
Finance and Accounts  
(Chief Financial Officer)

KIRAT PATEL  
Executive Director

Place : MUMBAI  
Dated : MAY 21, 2019

Place : MUMBAI  
Dated : MAY 21, 2019

# STATEMENT OF PROFIT AND LOSS FOR THE YEAR ENDED MARCH 31, 2019

Rs. In Lakhs

Particulars	Note	For the Year ended March 31, 2019	For the Year ended March 31, 2018
<b>I</b> Revenue from Operations	19	<b>84,640.09</b>	62,482.67
<b>II</b> Other Income	20	<b>394.75</b>	315.70
<b>III Total Income (I + II)</b>		<b>85,034.84</b>	62,798.37
<b>IV EXPENSES</b>			
(a) Cost of Materials Consumed	21	<b>48,135.72</b>	32,382.90
(b) Changes in Inventories of Finished Goods and Work-In-Progress	22	<b>(2,089.41)</b>	1,041.27
(c) Excise duty on sales		-	865.32
(d) Employee Benefits Expense	23	<b>5,277.90</b>	4,198.97
(e) Finance Costs	24	<b>1,476.66</b>	814.99
(f) Depreciation and Amortisation Expense	3	<b>2,333.68</b>	1,567.10
(g) Impairments of Property, Plant and Equipment	3	-	116.78
(h) Other Expenses	25	<b>16,880.80</b>	12,233.68
<b>Total Expenses (IV)</b>		<b>72,015.35</b>	53,221.01
<b>V Profit Before Tax (III - IV)</b>		<b>13,019.49</b>	9,577.36
<b>VI Tax Expense</b>			
(a) Current Tax		<b>3,619.81</b>	2,345.77
(b) Deferred Tax		<b>1,017.91</b>	775.97
(c) Current Tax Adjustments of Earlier Years		<b>7.32</b>	26.72
<b>Total Tax Expense</b>		<b>4,645.04</b>	3,148.46
<b>VII Profit After Tax (V - VI)</b>		<b>8,374.45</b>	6,428.90
<b>VIII Other Comprehensive Income / (Expense)</b>	26		
(a) Items that will not be reclassified to profit or loss:			
(i) Remeasurment gain/(losses) on defined benefit plans		<b>(74.22)</b>	(50.22)
(ii) Income tax relating to items that will not be reclassified to profit or loss		<b>26.06</b>	17.38
(b) Items that may be reclassified to profit or loss			
(i) Deferred gains/(losses) on cash flow hedges		<b>(31.81)</b>	(20.84)
(ii) Income tax relating to items that may be reclassified to profit or loss		<b>11.12</b>	7.21
<b>Other Comprehensive Income / (Expense) (net of tax)</b>		<b>(68.85)</b>	(46.47)
<b>IX Total Comprehensive Income (VII+VIII)</b>		<b>8,305.60</b>	6,382.43
<b>X Earnings Per Equity Share</b>			
Basic (Rs.)		<b>41.06</b>	31.52
Diluted (Rs.)		<b>40.95</b>	31.52
<b>Notes (Including Significant Accounting Policies and Critical Judgements, Estimates and Assumptions) forming part of the Financial Statements</b>	1-43		

As per our Report of even date attached

For and on behalf of the Board of Directors

For **N. M. RAIJI & CO.**  
Chartered Accountants  
Firm Registration No. 108296W

**VINAY D. BALSE**  
Partner  
Membership No. 39434

**Place : MUMBAI**  
**Dated : MAY 21, 2019**

**CHINTAMANI D. THATTE**  
General Manager  
(Secretarial) and  
Company Secretary

**RAHUL MEHTA**  
General Manager-  
Finance and Accounts  
(Chief Financial Officer)

**YOGESH M. KOTHARI**  
Chairman and Managing Director

**KIRAT PATEL**  
Executive Director

**Place : MUMBAI**  
**Dated : MAY 21, 2019**

## STANDALONE CASH FLOW STATEMENT FOR THE YEAR ENDED MARCH 31, 2019

Particulars	For the Year ended March 31, 2019 ₹ In Lakhs	For the Year ended March 31, 2018 ₹ In Lakhs
<b>Cash Flow from Operating Activities</b>		
Profit before tax from continuing operations	13,019.49	9,577.36
<b>Adjustments for :</b>		
Other Comprehensive Income (OCI)	(68.85)	(46.47)
Depreciation and Amortization	2,205.58	1,544.96
Provision for Impairment	-	116.78
(Gain)/Loss on Disposal of Assets	(13.39)	(32.07)
Unrealized Loss/(Gain) on Foreign Exchange	570.32	20.34
Interest Expense (Gross)	1,476.66	814.99
Interest on Fixed Deposits	(31.44)	(68.71)
Stocks Written off	40.89	25.34
Dividend from Investments in Associates-DACL	(163.79)	(44.67)
Increase in Cash Flow Hedge Reserve	96.48	3.84
Provision no longer required, written back	(51.94)	(81.42)
Bad Debts written off	29.39	27.53
Provision for Doubtful Advances	-	21.41
Employee Stock Options Granted	103.19	-
	17,212.58	11,879.21
<b>Operating Profit before Working Capital Changes</b>		
<b>Adjustments for:</b>		
(Increase) / Decrease in Other Current & Non-Current Financial Assets	(193.10)	79.71
(Increase) / Decrease in Other Current & Non-Current Assets	344.13	(651.57)
(Increase) / Decrease in Inventories	(2,092.07)	2,597.54
(Increase) / Decrease in Trade Receivables	(3,485.54)	(2,689.59)
Increase / (Decrease) in Trade Payables	5,681.08	(1,375.28)
Increase / (Decrease) in Other Current Financial Liabilities	(87.87)	2,135.13
Increase / (Decrease) in Other Current Liabilities	356.31	63.23
Increase / (Decrease) in Provisions	151.57	104.24
	17,887.10	12,142.62
Income taxes paid	(3,563.55)	(1,982.94)
<b>Net Cash Flow from Operating Activities</b>	14,323.55	10,159.68

## STANDALONE CASH FLOW STATEMENT FOR THE YEAR ENDED MARCH 31, 2019

Particulars	For the Year ended March 31, 2019 ₹ In Lakhs	For the Year ended March 31, 2018 ₹ In Lakhs
<b>Cash Flow from Investing Activities</b>		
Purchase of Fixed Assets	(6,948.29)	(13,564.25)
Disposal of Fixed Assets	155.30	62.06
Interest on Fixed Deposits	32.05	77.64
Investment in Fixed Deposits	9.23	161.99
Dividend from Investments in Associates-DACL	163.79	44.67
<b>Net Cash from Investing Activities</b>	<b>(6,587.93)</b>	<b>(13,217.89)</b>
<b>Cash Flow from Financing Activities</b>		
Interest paid	(1,500.69)	(834.31)
Increase / (Decrease) in Non-Current Borrowings	(3,456.24)	4,605.55
Increase / (Decrease) in Current Borrowings	779.40	866.31
Dividend and Dividend Tax Paid	(1,721.29)	(1,227.47)
Payment of Deferral Sales Tax	(132.77)	(162.95)
<b>Net Cash from Financing Activities</b>	<b>(6,031.60)</b>	<b>3,247.13</b>
<b>Net Increase / (Decrease) in Cash and Cash Equivalents</b>	<b>1,704.04</b>	<b>191.92</b>
Cash and Cash Equivalents at the beginning of the year	284.42	95.50
<b>Cash and Cash Equivalents at the end of the year</b>	<b>1,988.46</b>	<b>284.42</b>
<b>Components of Cash and Cash Equivalents :</b>		
Cash on Hand	1.38	2.49
Other Bank Balances		
- On Current Accounts	1,922.98	220.93
- On Unpaid Dividend Accounts	64.10	61.00
	<b>1,988.46</b>	<b>284.42</b>

As per our Report of even date attached

For and on behalf of the Board of Directors

For **N. M. RAIJI & CO.**  
Chartered Accountants  
Firm Registration No. 108296W

**VINAY D. BALSE**  
Partner  
Membership No. 39434  
**Place : MUMBAI**  
**Dated : MAY 21, 2019**

**CHINTAMANI D. THATTE**  
General Manager  
(Secretarial) and  
Company Secretary

**RAHUL MEHTA**  
General Manager-  
Finance and Accounts  
(Chief Financial Officer)

**YOGESH M. KOTHARI**  
Chairman and Managing Director

**KIRAT PATEL**  
Executive Director

**Place : MUMBAI**  
**Dated : MAY 21, 2019**

## STATEMENT OF CHANGES IN EQUITY

Particulars	Rs. In Lakhs
<b>a. Equity Share Capital</b>	
As at March 31, 2017	1,020.60
Changes in Equity Share Capital	-
<b>As at March 31, 2018</b>	<b>1,020.60</b>
Changes in Equity Share Capital	-
<b>As at March 31, 2019</b>	<b>1,020.60</b>

**b. Other Equity**

Particulars	Rs. In Lakhs							Total Other Equity
	Reserve and Surplus						Other Comprehen- sive Income (OCI)	
	Retained Earnings	Securities Premium	Employee Stock Option Outstanding	General Reserve	Capital Reserve	Capital Redemption Reserve	Cash Flow Hedge Re- serve	
<b>Opening Balance as at April 1, 2017</b>	<b>18,925.33</b>	<b>1,290.97</b>	<b>-</b>	<b>3,559.27</b>	<b>142.70</b>	<b>25.00</b>	<b>(407.32)</b>	<b>23,535.95</b>
Profits for the year	6,428.90	-	-	-	-	-	-	6,428.90
Appropriations								
- Dividend paid	(1,019.82)	-	-	-	-	-	-	(1,019.82)
- Tax on Dividend	(207.65)	-	-	-	-	-	-	(207.65)
Impact of adjustments in Derivatives Financial Instruments	63.08	-	-	-	-	-	-	63.08
Recognition of Cash Flow Hedge Reserve	-	-	-	-	-	-	(59.24)	(59.24)
Employee Stock Options Expenses	-	-	-	-	-	-	-	-
Other Comprehensive Income (Net of tax)								
- Remeasurement of defined benefit obligations	(32.84)	-	-	-	-	-	-	(32.84)
- Deferred gains/(losses) on cash flow hedges	(13.63)	-	-	-	-	-	-	(13.63)
<b>Total Comprehensive Income for the year</b>	<b>5,218.04</b>	<b>-</b>	<b>-</b>	<b>-</b>	<b>-</b>	<b>-</b>	<b>(59.24)</b>	<b>5,158.80</b>
<b>As at March 31, 2018</b>	<b>24,143.37</b>	<b>1,290.97</b>	<b>-</b>	<b>3,559.27</b>	<b>142.70</b>	<b>25.00</b>	<b>(466.56)</b>	<b>28,694.75</b>



Rs. In Lakhs

Particulars	Reserve and Surplus						Other Comprehensive Income (OCI)	Total Other Equity
	Retained Earnings	Securities Premium	Employee Stock Option Outstanding	General Reserve	Capital Reserve	Capital Redemption Reserve	Cash Flow Hedge Reserve	
<b>Opening Balance as at April 1, 2018</b>	<b>24,143.37</b>	<b>1,290.97</b>	<b>-</b>	<b>3,559.27</b>	<b>142.70</b>	<b>25.00</b>	<b>(466.56)</b>	<b>28,694.75</b>
Profits for the year	8,374.45	-	-	-	-	-	-	8,374.45
Appropriations								
- Dividend paid	(1,427.76)	-	-	-	-	-	-	(1,427.76)
- Tax on Dividend	(293.54)	-	-	-	-	-	-	(293.54)
Recognition of Cash Flow Hedge Reserve	-	-	-	-	-	-	96.47	96.47
Employee Stock Options Expenses	-	-	103.19	-	-	-	-	103.19
Other Comprehensive Income (Net of tax)								
- Remeasurement of defined benefit obligations	(48.15)	-	-	-	-	-	-	(48.16)
- Deferred gains/(losses) on cash flow hedges	(20.69)	-	-	-	-	-	-	(20.69)
<b>Total Comprehensive Income for the year</b>	<b>6,584.30</b>	<b>-</b>	<b>103.19</b>	<b>-</b>	<b>-</b>	<b>-</b>	<b>96.47</b>	<b>6,783.96</b>
<b>As at March 31, 2019</b>	<b>30,727.67</b>	<b>1,290.97</b>	<b>103.19</b>	<b>3,559.27</b>	<b>142.70</b>	<b>25.00</b>	<b>(370.09)</b>	<b>35,478.71</b>

As per our Report of even date attached

For and on behalf of the Board of Directors

For **N. M. RAIJI & CO.**  
Chartered Accountants  
Firm Registration No. 108296W

**VINAY D. BALSE**  
Partner  
Membership No. 39434

**Place : MUMBAI**  
**Dated : MAY 21, 2019**

**CHINTAMANI D. THATTE**  
General Manager  
(Secretarial) and  
Company Secretary

**RAHUL MEHTA**  
General Manager-  
Finance and Accounts  
(Chief Financial Officer)

**YOGESH M. KOTHARI**  
Chairman and Managing Director

**KIRAT PATEL**  
Executive Director

**Place : MUMBAI**  
**Dated : MAY 21, 2019**

## NOTES TO STANDALONE FINANCIAL STATEMENTS FOR THE YEAR ENDED MARCH 31, 2019

### Corporate Information

Alkyl Amines Chemicals Limited (the 'Company') is a public limited company, domiciled in India. Its shares are listed on two stock exchanges in India, viz. The Bombay Stock Exchange (BSE) and The National Stock Exchange (NSE). The Company is engaged in manufacturing and selling of specialty chemicals.

### 1. Significant Accounting Policies

This note provides a list of the significant accounting policies adopted in the preparation of these financial statements. The policies have been consistently applied to all the years presented, unless otherwise stated.

#### a. Basis of Preparation

##### (i) Compliance with Ind AS

The financial statements comply in all material aspects with Indian Accounting Standards (Ind AS) notified under Section 133 of the Companies Act, 2013 ("the Act") [Companies (Indian Accounting Standards) Rules, 2015] and other relevant provisions of the Act.

All Assets and Liabilities have been classified as current or non-current as per the Company's normal operating cycle and other criteria set out in Schedule III to the Companies Act, 2013 and as per Ind AS-1.

Based on the nature of products and the time between acquisition of Assets for processing and their realization in Cash and Cash Equivalents, the Company has ascertained its operating cycle as 12 months for the purpose of Current/ Non-Current classification of Assets and Liabilities.

##### (ii) Historical cost convention

The financial statements have been prepared on a historical cost basis using accrual method of accounting, except for the following:

- Certain Financial Assets and Liabilities (including derivative instruments) that are measured at fair value;
- Defined Benefit Plans - Plan Assets measured at fair value;

#### b. Segment Reporting

Ind AS 108 Operating Segments requires Management to determine reportable segments for the purpose of disclosure in financial statements based on internal reporting reviewed by the Chief Operating Decision Maker (CODM) to assess performance and allocate resources. The standard also requires Management to make judgments with respect to aggregation of certain operating segments into one or more reportable segments.

The Company has determined that the Chief Operating Decision Maker (CODM) is the Board of Directors (BOD), based on its internal reporting structure and functions of BOD. The Operating Segment used to present segment information identified based on the internal reports used and reviewed by the BOD to assess performance and allocate resources. The Management has determined that some of the segments exhibit similar economic characteristics and meet other aggregation criteria and accordingly aggregated into reportable primary operating segment i.e. "Specialty Chemicals" and two reportable geographical segments based on location of its customers i.e. "Domestic" and "Exports".

#### c. Foreign Currency Translation

- (i) Functional and presentation currency: Items included in the financial statements are measured using the currency of the primary economic environment in which the entity operates ('the functional currency'). The financial statements are presented in Indian rupees (INR), which is the Company's functional and presentation currency.
- (ii) Transactions and balances: Foreign currency transactions are translated into the functional currency using the exchange rates at the dates of the transactions. Foreign exchange gains and losses resulting from the settlement of such transactions and from the translation of monetary Assets and Liabilities denominated in foreign currencies at year end exchange rates are generally recognized in the Statement of Profit and Loss.
- (iii) Foreign exchange differences regarded as an adjustment to borrowing costs are presented in the Statement of Profit and Loss, as part of finance costs. All other foreign exchange gains and losses are presented in the Statement of Profit and Loss on a net basis as part of other gains/ (losses).

#### d. Revenue Recognition

- (i) Sales of Manufactured Goods: Revenue is measured at fair value of consideration received or receivable for goods supplied or services rendered. Revenue from the sale of goods and services is recognized when the company performs its obligation

to its customer and amount of revenue can be measured reliably and the recovery of consideration is probable. 'Sales' which are net of returns includes packing charges which are net of returns, excluding amounts collected on behalf of third parties such as Goods and Services Tax. The Company derives revenues primarily from sale of manufactured goods, traded goods and related services.

Revenue from the sale of goods is recognized when the control over the goods same is transferred to the customer, which is mainly upon the delivery of the goods, and in the case of services, in the period in which such services.

Effective 01st April 2018, the Company has adopted Indian Accounting Standard 115 (Ind AS 115) - 'Revenue from Contracts with Customers' using the cumulative catch-up transition method, applied to contracts that were not completed as on the transition date i.e. 01st April 2018. Accordingly, the comparative amounts of revenue have not been retrospectively adjusted. The effect on adoption of Ind-AS 115 was insignificant.

The Company does not adjust transaction prices for the time value of money as it does not expect to have any contracts where the period between the transfer of the promised goods or services to the customer and payment by the customer exceeds one year.

- (ii) Recognition of Export Benefits: Export Benefit Entitlements are recognized in the year in which the export sales are accounted for, only to the extent there is a reasonable certainty of its ultimate collection.

#### **e. Income Tax**

Income Tax expense comprises of current tax expense and the net change in the Deferred Tax Asset or Liability during the year. Current and deferred tax are recognized in the Statement of Profit and Loss, except when they relate to items that are recognized in Other Comprehensive Income (OCI) or directly in equity, in which case, the current and deferred tax are also recognized in OCI or directly in equity, respectively.

Current Tax: Provision for current tax is made on the estimated taxable income at the rate applicable to the relevant assessment year. The income tax expense or credit for the period is the tax payable on the current period's taxable income based on the applicable income tax rate for each jurisdiction. The Company periodically evaluates positions taken in tax returns with respect to situations in which applicable tax regulation is subject to interpretation. It establishes provisions wherever appropriate on the basis of amounts expected to be paid to the tax authorities.

#### **f. Deferred Tax**

Deferred income tax Assets and Liabilities are recognized for deductible and taxable temporary differences arising between the tax base of Assets and Liabilities and their carrying amount, except when the deferred income tax arises from the initial recognition of an Asset or Liability in a transaction that is not a business combination and affects neither accounting nor taxable profit or loss at the time of the transaction.

Deferred Tax Assets are recognized only to the extent that it is probable that either future taxable profits or reversal of Deferred Tax Liabilities will be available, against which the deductible temporary differences, and the carry forward of unused tax credits and unused tax losses can be utilized.

The carrying amount of a Deferred Tax Asset is reviewed at the end of each reporting date and reduced to the extent that it is no longer probable that sufficient taxable profit will be available to allow all or part of the Deferred Income Tax Asset to be utilized.

Deferred Tax Assets and Liabilities are measured using the tax rates and tax laws that have been enacted or substantively enacted by the end of the reporting period and are expected to apply when there lasted Deferred Tax Asset is realized or the Deferred Tax Liability is settled.

Deferred Tax Assets and Liabilities are offset when there is a legally enforceable right to offset current tax Assets and Liabilities and when it relates to income taxes levied by the same taxation authority and the entity intends to settle its current tax Assets and Liabilities simultaneously.

#### **g. Leases**

Leases of Property, Plant and Equipment by the Company, where the Company as a lessee, wherein all the risks and rewards of ownership are transferred substantially to the Company, are classified as finance leases. Finance leases are capitalized at the lease's inception at the fair value of the leased property or, if lower, the present value of the minimum lease payments. The corresponding rental obligations, net of finance charges, are included in borrowings or other financial liabilities, as appropriate. Each lease payment is allocated between the Liability and finance cost. The finance cost is charged to the Statement of Profit and Loss over the lease period so as to produce a constant periodic rate of interest on the remaining balance of the liability for each period.

Leases in which a significant portion of the risks and rewards of ownership are not transferred to the Company as lessee are classified as operating leases. Payments made under operating leases (net of any incentives received from the lessor) are charged to the Statement of Profit and Loss, on a straight-line basis (except sub contracting arrangements), over the period of the lease, unless the payments are structured to increase in line with expected general inflation to compensate for the lessor's expected inflationary cost increases.

#### **h. Impairment of Assets**

If internal/ external indications suggest that an Asset of the Company may be impaired, the recoverable amount of Asset/ Cash Generating Unit is determined on the date of Balance Sheet and if it is less than its carrying amount, the carrying amount of Asset/ Cash Generating Unit is reduced to the said recoverable amount. Subsequently, if there is a change in the indication, since the last impairment was recognized, so that recoverable amount of an asset exceeds its carrying amount, an impairment recognized for an Asset in prior accounting period is reversed. The recoverable amount is measured as the higher of the net selling price and value in use of such Assets/ Cash Generating Unit, which is determined by the present value of the estimated future cash flows.

An impairment of Intangible Assets is conducted annually or more often if there is an indication of any decrease in value. The impairment loss, if any, is charged to the Statement of Profit and Loss.

Non-financial Assets that suffered impairment are reviewed for possible reversal of the impairment at the end of each reporting period.

#### **i. Cash and Cash Equivalents**

For the purpose of presentation in the statement of cash flows, cash and cash equivalents include cash on hand, deposits held at call with financial institutions, other short-term, highly liquid investments, with original maturities of three months or less, that are readily convertible to known amounts of cash and which are subject to an insignificant risk of changes in value. Bank overdrafts are shown as apart of borrowings in Current Liabilities in the Balance Sheet.

#### **j. Trade Receivables**

Trade receivables are recognized and measured at amortized cost less provision for impairment, if any.

#### **k. Investments**

- (i) Investments in Associate company is recognised at cost as per Ind AS 27- Separate Financial Statements, except where investment accounted at cost shall be accounted for with Ind AS 105- Non-Current Asset held for Sale and Discontinued Operations.
- (ii) Investments are carried at cost less accumulated impairment, if any.
- (iii) Profit or loss on sale of investments, if any, is calculated by considering the weighted average amount of the total holding of the investment.

#### **l. Inventories**

- (i) Raw materials, packing materials, stores and spares, furnace oil and fuel are valued at cost or net realizable value, whichever is lower. Cost comprises of basic cost (net of GST, if any) and other costs incurred in bringing them to their respective present location and condition. Cost is determined on a Weighted Average basis.
- (ii) Work-in-Progress and finished goods are valued at cost or net realizable value, whichever is lower. Cost includes all direct costs and a proportion of other fixed manufacturing overheads based on normal operating capacity. Cost is determined on a Weighted Average basis. Net realizable value is the estimated selling price in the ordinary course of business, less the estimated costs of completion and the estimated costs necessary to make the sale.

#### **m. Financial Assets**

- (i) Classification: The Company classifies its financial Assets under the following measurement categories:
  - Those measured at amortized cost.
  - Those to be measured subsequently at fair value (through Statement of Profit and Loss), and
  - Those to be measured subsequently at fair value (through OCI).

The classification depends on the Company's business model for managing the Financial Assets and the contractual terms of the cash flows.

For Assets/ Liabilities measured at fair value, gains and losses are recorded in Statement of Profit and Loss or Other Equity.

- (ii) Measurement: Financial Asset include Investment, Trade Receivable, Advances, Security Deposits, Cash and Cash Equivalents. These are initially recognised at transaction price, when the company becomes party to contractual obligation. The transaction price includes transaction costs unless the asset is being fair valued through the Statement of Profit and Loss.

#### Debt instruments

Subsequent measurement of debt instruments depends on the Company's business model for managing the Asset and the cash flow characteristics of the Asset. There are three measurement categories under which the Company classifies its debt instruments:

- Amortized cost: Assets that are held for collection of contractual cash flows, where those cash flows represent solely payments of principal and interest, are measured at amortized cost. A gain or loss on a debt investment that is subsequently measured at amortized cost is recognized as profit or loss, when the Asset is de-recognised or impaired. Interest income from these Financial Assets is included in finance income.
- Fair value through OCI: Assets that are held for collection of contractual cash flows and for selling the Financial Assets, where the Assets' cash flows represent solely payments of principal and interest, are measured at fair value through OCI. Movements in the carrying amount are taken through OCI, except for the recognition of impairment gains or losses, interest revenue and foreign exchange gains and losses which are recognized in Statement of Profit and Loss. When the Financial Asset is de-recognised, the cumulative gain or loss previously recognized in OCI is reclassified from equity to Statement of Profit and Loss and recognized in other gains/ (losses). Interest income from these Financials Assets is included in Other Income.
- Fair value through Statement of Profit and Loss: Assets that do not meet the criteria for amortized cost or Fair Value through Other Comprehensive Income (FVOCI), are measured at Fair value through Statement of Profit and Loss. A gain or loss on a debt investment that is subsequently measured at Fair value through Statement of Profit and Loss and is not part of a hedging relationship, is recognized as profit or loss and presented net in the Statement of Profit and Loss within other gains/(losses) in the period in which it arises. Interest income from these Financial Assets is included in Other Income.

#### Equity Instruments

An equity instrument is any contract that evidences a residual interest in the Assets of the Company, after deducting all of its liabilities. Equity Instruments are recorded at the proceeds received, net of direct issue cost.

- (i) Impairment of Financial Assets: The Company assesses, on a forward looking basis, the expected credit losses associated with its Assets carried at amortized cost. The impairment methodology applied depends on whether there has been a significant increase in the credit risk.

For Trade Receivables only, the Company applies the simplified approach permitted by Ind AS 109 Financial Instruments, which requires expected lifetime losses to be recognized from initial recognition of the receivables.

- (ii) De-recognition of Financial Assets : A Financial Asset is de-recognised only when
- the Company has transferred the rights to receive cash flows from the Financial Asset, or
  - retains the contractual rights to receive the cash flows of the Financial Asset, but assumes a contractual obligation to pay the cash flows to one or more recipients.
- (iii) Income recognition: Interest income from debt instruments is recognized using the effective interest rate method. The effective interest rate is the rate that exactly discounts estimated future cash receipts through the expected life of the Financial Asset to the gross carrying amount of a Financial Asset. When calculating the effective interest rate, the Company estimates the expected cash flows by considering all the contractual terms of the financial instrument (for example, prepayment, extension, call and similar options) but does not consider the expected credit losses.

#### n. Financial Liabilities

Borrowings, Trade Payables and other Financial Liabilities are initially recognized at their respective contractual obligations. They are subsequently measured at amortized cost. Any discount or premium on redemption/settlement is recognized in the Statement of Profit and Loss as finance cost over the life of the liability, using the effective interest method, is adjusted to the liability figure disclosed in the Balance Sheet.

Financial Liabilities are de-recognised when the liability is extinguished i.e. when the contractual obligation is discharged or cancelled on expiry.

#### o. Derivative Financial Instruments and Hedge Accounting

In order to manage its exposure to foreign currency risks for highly probable forecast transactions for exports and imports, the Company enters into forward contracts. Further, to hedge interest rate and foreign currency risks from External Commercial Borrowings, the Company enters into Cross Currency Interest Rate Swap. The Company does not use derivatives for trading or speculation purposes.

The Company designates a hedge as a cash flow hedge if the hedge relationship between the hedging instrument and hedged item is established and is effective at the inception of the derivative contract.

At the inception of the hedge relationship, the Company documents the relationship between the hedging instrument and the hedged item, along with its risk management objectives and its strategy for undertaking various hedge transactions.

All derivative contracts are initially recognized at fair value on the date of the derivative contract is entered into and are subsequently re-measured to their fair value at the end of each reporting period. The accounting for subsequent changes in fair value depends on whether the derivative is designated as a hedging instrument, and if so, the nature of the item being hedged and the type of hedge relationship designated.

The effective portion of changes in the fair value of derivatives that are designated and qualified as cash flow hedges is recognized in OCI in the Cash Flow Hedge Reserve under Other Equity. In such cases, gains or losses are reclassified to Statement of Profit and Loss when, the impact from hedged item is recognized in the Statement of Profit and Loss. The gain or loss on the ineffective portion is recognized immediately in Statement of Profit and Loss. Derivatives are carried as Financial Assets when the fair value is positive and Financial Liabilities when the fair value is negative.

#### **p. Property, Plant and Equipment and Others**

- (i) The Company has adopted the cost model as its accounting policy for all its Property, Plant and Equipment and accordingly, the same are reflected as under:

Land (Freehold) is carried at cost;

Land (Leasehold) is carried at cost less amortization;

Other items of Assets are carried at cost less accumulated depreciation/amortization and impairment losses, if any.

- (ii) An item of Property, Plant and Equipment is recognized as an Asset, if it is probable that future economic benefits associated with the item will flow to the Company and the cost of the item can be measured reliably. Items such as spare parts, stand-by equipment and servicing equipment are recognized under property, plant and equipment, if those meet the definition thereof; else, such spare parts, etc. are classified as inventory.
- (iii) The cost comprises of - purchase price (net of goods and service tax), including import duties and non-refundable taxes, after deducting trade discounts and rebates, any cost incurred which is directly attributable to bring the Asset to the location and condition necessary for it to be capable of operating in the manner intended by management and interest on borrowings attributable to the acquisition of qualifying Assets up to the date on which the Asset is ready for its intended use, if any. It also includes exchange difference capitalized, if any, in terms of Ind AS 21 on "Effects of Changes in Foreign Exchange Rates".
- (iv) Items of Property, Plant and Equipment which are not yet ready to be capable of operating in the manner intended by management are carried at cost, comprising direct cost, related incidental expenses and attributable interest, and are disclosed as "Capital Work-in-progress".
- (v) Items of Property, Plant and Equipment which are retired from active use and held for disposal, and where the sale is highly probable, are classified as "Assets held for disposal" under "Other Current Assets" the same are carried at the lower of their carrying amount and net realizable value.
- (vi) Intangible Assets not ready for the intended use on the date of the Balance Sheet are disclosed as "Intangible Assets under Development".

#### **Depreciation methods, estimated useful lives and residual value**

- (i) The charge of depreciation on Property, Plant and Equipment is commenced when the relevant asset is available for use, i.e. when it is in the location and condition necessary for it to be capable of operating in the manner intended by management.
- (a) Where the cost of a part of the Asset which is significant to the total cost of the Asset and useful life of the part is different from the useful life of the remaining Asset, the Company has determined the useful life of the significant part separately ("Component Accounting") and accordingly, provided depreciation on such parts.
- (b) Depreciation on Plant and Machinery (including those identified under the Component Accounting) other than those not specifically covered under the classification 'Special Plant and Machinery used in manufacturing of Chemicals' is provided on the straight line method over the useful lives as determined by the internal technical evaluation as follows:

Spare parts, stand-by equipment and servicing equipment: 10 years.

Catalyst: 5 years.

Other Property, Plant and Equipment: 15 to 25 years.

The Management believes that the useful lives, as determined, best represent the period over which it expects to use these Assets which is the same as the useful life of the Special Plant and Machinery. Hence, the useful lives for such Plant and Machinery are different from the useful lives as prescribed under Part C of Schedule II of Companies Act, 2013.

(c) Leasehold land and Leasehold improvements are being amortized on the straight line method over the period of lease.

(i) Intangible Assets are amortized on the straight line method over their estimated useful life as follows:

Development of R & D Products/Processes (internally generated): 5 years.

Patents: 10 years.

REACH Registration: 5 years.

Computer Software: 10 years.

(ii) Depreciation on Assets purchased/sold during the period is proportionately charged.

#### **q. Non-Current Asset Held for Sale**

Non-current Assets are classified as held for sale if their carrying amount will be recovered, principally through a sale transaction rather than through continuing use and a sale, is considered highly probable. These Assets classified as held for sale are not depreciated or amortized from the date when they are classified as held for sale. They are presented separately from the other Assets and Liabilities in the Balance Sheet.

#### **r. Trade and Other Payables**

These amounts represent liabilities for goods and services provided to the Company prior to the end of financial year which are unpaid. Trade and other payables are presented as Current Liabilities unless payment is not due within 12 months after the reporting period. They are recognized initially at their fair value and subsequently measured at amortized cost using the effective interest method.

#### **s. Borrowings**

Borrowings are initially valued at their contractual obligations, net of transaction costs incurred. Borrowings are subsequently measured at amortized cost. Any difference between the proceeds (net of transaction costs) and the redemption amount is recognized as profit or loss over the period of the borrowings using the effective interest method.

Borrowings are removed from the Balance Sheet when the obligation specified in the contract is discharged, cancelled or expired.

Borrowings are classified as Current Liabilities unless the Company has an unconditional right to defer settlement of the liability for at least 12 months after the reporting period. Where there is a breach of a material provision of a long-term loan arrangement on or before the end of the reporting period with the effect that the liability becomes payable on demand on the reporting date, the entity does not classify the liability as current, if the lender has not demanded payment, after the reporting period and before the approval of the financial statements for issue, as a consequence of the breach.

#### **t. Borrowing Costs**

General and specific borrowing costs that are directly attributable to the acquisition, construction or production of a qualifying Asset are capitalized during the period of time that is required to complete and prepare the Asset for its intended use or sale. Qualifying Assets are assets that necessarily take a substantial period of time to get ready for their intended use or sale.

Investment income earned on the temporary investment of specific borrowings pending their expenditure on qualifying Assets is deducted from the borrowing costs eligible for capitalization.

Other borrowing costs are expensed in the period in which they are incurred. Borrowing costs comprise of interest and other cost incurred in connection with borrowing of funds.

#### **u. Employee Benefits**

(i) Short-term obligations: Liabilities for wages and salaries, including non-monetary benefits that are expected to be settled wholly within 12 months after the end of the period in which the employees render the related service are recognized in respect of employees' services up to the end of the reporting period and are measured at the amounts expected to be paid when the liabilities are settled. The Liabilities are presented as current employee benefit obligations in the Balance Sheet.



(ii) Other long-term employee benefit obligations: The liabilities for privilege leave are not expected to be settled wholly within 12 months after the end of the period in which the employees render the related service. They are, therefore, measured as the present value of expected future payments to be made in respect of services provided by employees up to the end of the reporting period, using the projected unit credit method. The benefits are discounted using the market yields at the end of the reporting period that have terms approximating to the terms of the related obligation. Re-measurements as a result of experience adjustments and changes in actuarial assumptions are recognized as profit or loss. The obligations are presented as Current Liabilities in the Balance Sheet if the entity does not have an unconditional right to defer settlement for at least twelve months after the reporting period, regardless of when the actual settlement is expected to occur.

(iii) Post-employment obligations: The Company operates the following post-employment schemes:

- (a) Defined benefit plans such as gratuity: In accordance with applicable Indian laws, the Company provides for gratuity, a defined benefit retirement plan ('Gratuity Plan') covering all employees. The Gratuity Plan provides a lump sum payment to vested employees, at retirement or termination of employment, an amount based on the respective employee's last drawn salary and the years of employment with the Company. Liability with regard to Gratuity Plan is accrued based on actuarial valuation at the Balance Sheet date carried out by an independent actuary. Actuarial gain or loss is recognized immediately in the Statement of Profit and Loss as income or expense. The Company has an employee gratuity fund managed by Life Insurance Corporation of India ('LIC'), except for the Managing Director, for which also the necessary provision is made based on an actuarial valuation.

The net interest cost is calculated by applying the discount rate to the net balance of the defined benefit obligation and the fair value of plan assets. This cost is included in employee benefit expense in the Statement of Profit and Loss.

Re-measurement gains and losses arising from experience adjustments and changes in actuarial assumptions are recognized in the period in which they occur, directly in OCI. They are included in retained earnings in the statement of changes in equity and in the Balance Sheet.

Changes in the present value of the defined benefit obligation resulting from plan amendments or curtailments are recognized immediately in the Statement of Profit and Loss as past service cost.

- (b) Defined contribution plans such as provident fund: The Company pays provident fund contributions to publicly administered provident funds as per local regulations. The Company has no further payment obligations once the contributions have been paid. The contributions are accounted for as defined contribution plans and the contributions are recognized as employee benefit expense when they are due. Prepaid contributions are recognized as an Asset to the extent that a cash refund or a reduction in the future payments is available.

## v. Share based payment transactions:

Employee Stock Option Plans ("ESOPs"):

The grant date fair value of options granted to employees is recognized as an employee expense, with a corresponding increase in equity, over the period that employee becomes unconditionally entitled to the options. The expense is recognised separately on the basis of multiple vesting of options granted during the period. The increase in equity recognized in connection with share based payment transaction is presented as a separate component in equity under "Employee Stock Options Outstanding account".

Stock Options are granted to eligible employees in accordance with "Alkyl Amines Employees Stock Option Plan" (ESOPs 2018), as approved by the Shareholders and the Nomination and Remuneration Committee of the Board of Directors (the Committee) in accordance with the SEBI (Share based employee benefits) Regulations, 2014.

Eligible employees for this purpose includes employees falling under below schemes:

Plan A : Rewards ESOPs (based on past performance)

Plan B : Retention ESOPs (based on future performance)

Under Ind AS 102 on Share based Payment, the cost of stock options is recognised based on the fair value of stock options as on the grant date (refer note 30).

## w. Research and Development Costs

(i) Revenue expenditure on research, if any, is charged in the Statement of Profit and Loss of the year in which it is incurred.

(ii) Development Expenditure:

- a) Incurred on development of new processes for products which, as per the Management, are completed and are expected to generate future economic benefits, are shown as internally generated Intangible Assets and are amortized in accordance with policies stated for amortization under the head "Depreciation methods, estimated useful lives and residual value" (refer note no. 1.p.ii.)

- b) Incurred on development of new processes for products which, as per the Management, are yet to be completed, are reflected as Intangibles Under Development;
- c) Other development expenses are charged to the Statement of Profit and Loss in the year in which they are incurred.

#### x. Contributed Equity

Equity shares are classified as Equity. Incremental costs directly attributable to the issue of new shares or options are shown in equity as a deduction, net of tax, from the proceeds.

#### y. Earnings Per Share

- (i) Basic earnings per share: It is calculated by dividing
  - The profit attributable to owners of the Company
  - By the weighted average number of equity shares outstanding during the financial year
- (ii) Diluted earnings per share: Diluted earnings per share adjust the figures used in the determination of basic earnings per share to take into account:
  - The after income tax effect of interest and other financing costs associated with dilutive potential equity shares, and
  - The weighted average number of additional equity shares that would have been outstanding assuming the conversion of all dilutive potential equity shares which includes stock options granted to employees.

#### z. Provisions, Contingent Liabilities and Contingent Assets

The Company recognizes a provision, when there is a present obligation as a result of past events, the settlement of which is probable to result in an outflow of resources and a reliable estimate can be made of the amount of obligation.

Contingent Liabilities are disclosed by way of a note to the financial statements after careful evaluation by the Company of the facts and legal aspects of the matters involved.

Contingent Assets are neither recognized nor disclosed.

### 2. Critical Judgments, Estimates and Assumptions

The preparation of financial statements requires the Company to make estimates, assumptions and judgments that affect the reported balances of Assets and Liabilities and disclosures as at the date of the financial statements and the reported amounts of income and expenses for the period presented.

The estimates and the associated assumptions are based on historical experience and the other factors that are considered to be relevant. Actual results may differ from the estimates under different assumptions and conditions.

Estimates and the underlying assumptions are reviewed on an ongoing basis. Impact on account of revisions to accounting estimates are recognized in the period in which the estimates are revised and future periods are affected.

The estimates and assumptions that have significant risk of causing a material adjustment to the carrying value of Assets and Liabilities within the next financial year are discussed below.

#### (i) Judgments:

In the process of applying the Company's accounting policies, Company has made the following judgments, which have the most significant effect on the amounts recognized in the financial statements:

##### a. Arrangements in the nature of lease

The Company has entered into sub-contracting arrangements with its service providers wherein the Company supplies all the raw materials required for the manufacture and/ or processing along with specifications to manufacture the products to the service provider, thereby retaining the title to all products. The Company has also entered into a sub-contracting arrangement as a service provider wherein the Company processes the goods based on all the raw materials supplied to it for the manufacture and/ or processing along with specifications to manufacture the products, the title to which remains with the customer.

The Company has determined, based on the evaluation of terms and conditions of the arrangement that it qualifies as an arrangement in the nature of operating lease.

##### b. Segment Reporting

Ind AS 108- Operating Segments requires the Company to determine the reportable segments for the purpose of disclosure in financial statements based on the internal reporting reviewed by the Board of

Directors to assess the performance and allocate resources. The standard also requires the Company to make judgments with respect to aggregation of certain operating segments into one or more reportable segment. Operating segments used to present segment information are identified based on the internal reports used and reviewed to assess performance and allocate resources. The Company has determined that some of the segments exhibit similar economic characteristics and meet other aggregation criteria and are accordingly aggregated into one primary reportable segment i.e. 'Speciality Chemicals' and two geographical reportable segments i.e. domestic and exports.

**c. Stores and Spares Inventories**

The Company's manufacturing process is continuous and highly technical with wide range of different types of plants and machineries. The Company keeps stores and spares as a standby to run the operations without any disruption. Considering the wide range of stores and spares and long lead times for their procurement, and based on criticality of spares, the Company believes that their net realizable value would be more than cost.

**d. Income Taxes**

Significant judgments are involved in determining the provision for income taxes, including amount expected to be paid/ recovered for uncertain tax positions.

**e. Contingent Liability Judgment**

Note - 29 describes claims against the Company not acknowledged as debt. It includes certain penalties and charges payable to a Government agency although as per the contracts, the Company, based on past experience, believes that the penalties and charges are negotiable and not certain, and accordingly, are not considered as an obligation as at the Balance Sheet date and are disclosed as Contingent Liabilities.

**(ii) Estimates and Assumptions:**

The key assumptions concerning the future and other key sources of estimation, uncertainty at the reporting date, that have a significant risk of causing a material adjustment to the carrying amounts of Assets and Liabilities within the next financial year, are described below. The Company based its assumptions and estimates on parameters available when the financial statements were prepared. Existing circumstances and assumptions about future developments, however, may change due to market changes or circumstances arising that are beyond the control of the Company. Such changes are reflected in the assumptions when they occur.

**a. Defined Benefit Plans (Gratuity Benefits)**

The cost of the defined benefit gratuity plan and the present value of the gratuity obligation are determined using actuarial valuations. An actuarial valuation involves making various assumptions that may differ from actual developments in the future. These include the determination of the discount rate, future salary increases and mortality rates. Due to the complexities involved in the valuation and its long-term nature, a defined benefit obligation is highly sensitive to changes in these assumptions. All assumptions are reviewed at each reporting date. The parameter most subject to change is the discount rate. In determining the appropriate discount rate, the management considers the interest rates of government bonds. The mortality rate is based on Indian Assured Lives Mortality (2006-08). Those mortality tables tend to change only at intervals in response to demographic changes. Future salary increases and gratuity increases are based on expected future inflation rates. Further details about gratuity obligations are given in Note 30.

**b. Fair Value Measurement of Financial Instruments**

When the fair values of Financial Assets and Financial Liabilities recorded in the Balance Sheet cannot be measured based on quoted prices in active markets, their fair value is measured using valuation techniques, including the Discounted Cash Flow model. The inputs to these models are taken from observable markets where possible; but where this is not feasible, a degree of judgment is required in establishing fair values. Judgments include considerations of inputs such as liquidity risk, credit risk and volatility. Changes in assumptions about these factors could affect the reported fair value of financial instruments. Refer Note 43 for further disclosures.

**c. Impairment of Non-Financial Assets**

The Company has assessed certain Assets that do not have a future economic benefit. Such assessment involves estimates of availability of future cash flows and other alternative uses of the respective Assets. The Company reviews its carrying value of Assets carried at amortized cost annually, or more frequently when there is indication for impairment. If the recoverable amount is less than its carrying amount, the impairment loss is accounted for. Based on the Management's assessment, these Assets have been fully impaired. The total carrying amount impaired for year ended March 31, 2019 is Rs. NIL (Previous year Rs. 116.78 lakhs) (Refer note 3).

**d. Useful Life of Property, Plant and Equipment and Others**

The Company reviews the estimated useful lives and residual values of Property, Plant and Equipment (PPE) and Intangible Assets as at the end of each reporting year. The factors, such as changes in the expected level of usage, number of shifts of production, technological developments, units of production and product life cycle, could significantly impact the economic useful lives and the residual values of Assets. Consequently, the future depreciation and amortization charge could be revised and thereby could have impact on the profit of the future years.

**e. Litigations**

From time to time, the Company is subjected to legal proceedings, the ultimate outcome of each being always subject to many uncertainties inherent in litigations. A provision is made when it is considered probable that payment will be made and the amount of the loss can be reasonably estimated. Significant judgment is made when evaluating, among other factors, the probability of unfavorable outcome and the ability to make a reasonable estimate of the amount of potential loss. Litigation provisions are reviewed at each accounting year and revisions made for the changes in facts and circumstances.

**f. Cash Flow Hedge Reserve**

The Cash Flow hedging reserve represents the cumulative effective portion of gains or losses arising on changes in fair value of designated portion of hedging instruments entered into for cash flow hedges. It will be reclassified to the Statement of Profit and Loss only when the hedged transaction affects the profit or loss or included as a basis adjustment to the non-financial hedged item.

## NOTES FORMING PART OF STANDALONE BALANCE SHEET

## 3. PROPERTY, PLANT AND EQUIPMENT AND OTHERS

Rs. In Lakhs

DESCRIPTION	GROSS BLOCK				DEPRECIATION AND AMORTISATION				IMPAIRMENT			NET BLOCK		
	As At April 1, 2018	During the year			As At March 31, 2019	As At April 1, 2018	For the year	Deduction/ (Adjustments)	As At March 31, 2019	As At April 1, 2018	For the year	Deduction/ (Adjustments)	As At March 31, 2019	As At March 31, 2018
		Additions	Other Adjustments	Deduction/ Transfer										
Current Year (2018-19)														
A. Property, Plant and Equipment														
Land														
Freehold Land	82.35	-	-	82.35	-	-	-	-	-	-	-	-	82.35	82.35
Leasehold Land (Note 3.2)	1,952.41	984.12	-	2,936.53	30.24	31.07	-	61.31	-	-	-	-	2,875.22	1,922.16
Leasehold Improvements	50.98	-	-	50.98	13.84	6.93	-	20.77	-	-	-	-	30.21	37.14
Buildings	4,241.16	441.15	-	4,682.31	284.17	192.09	-	476.26	-	-	-	-	4,206.05	3,956.99
Plant and Machinery (Note 3.3)														
Machinery	30,151.79	2,904.40	-	32,933.04	2,204.01	1,872.95	117.26	3,959.70	116.78	-	-	-	28,856.56	27,831.00
Electrical Equipments	163.97	3.60	-	167.57	10.68	11.95	-	22.63	-	-	-	-	144.94	153.29
Furniture and Fixtures	210.19	18.40	-	228.59	21.96	20.63	-	42.59	-	-	-	-	186.00	188.23
Vehicles	139.24	18.84	-	143.58	17.60	14.79	10.43	21.96	-	-	-	-	121.61	121.65
Office Equipments	216.41	28.47	-	244.88	57.20	48.21	-	105.41	-	-	-	-	139.47	159.21
Others														
Electrical Installations	1,096.82	45.20	-	1,137.77	117.95	111.06	0.41	228.60	-	-	-	-	909.17	978.87
Total	38,305.32	4,444.18	-	42,607.60	2,757.65	2,309.68	128.10	4,939.23	116.78	-	-	-	37,551.58	35,430.88
B. Capital Work-in-Progress	1,840.47	6,948.29	-	4,315.18	-	-	-	-	-	-	-	-	4,315.18	1,840.47
Total	1,840.47	6,948.29	-	4,315.18	-	-	-	-	-	-	-	-	4,315.18	1,840.47
C. Intangible Assets Internally Generated														
Patents	40.55	-	-	40.55	9.14	-	-	9.14	-	-	-	-	31.41	31.41
REACH Registration	70.81	11.34	-	82.15	57.44	24.00	-	81.44	-	-	-	-	0.71	13.37
Others	47.42	18.05	-	65.47	6.42	-	-	6.42	-	-	-	-	59.05	41.00
Total	158.78	29.39	-	188.16	73.00	24.00	-	97.00	-	-	-	-	91.16	85.78

**3.1 Above Assets include Research and Development Assets as mentioned below:**

DESCRIPTION	GROSS BLOCK						DEPRECIATION AND AMORTISATION				IMPAIRMENT			NET BLOCK	
	As At April 1, 2018	During the year		As At March 31, 2019	As At April 1, 2018	For the year	Deduction/ (Adjustments)	As At March 31, 2019	As At April 1, 2018	For the year	Deduction/ (Adjustments)	As At March 31, 2019	As At March 31, 2018	As At March 31, 2019	As At March 31, 2018
		Additions	Other Adjustments												
<b>A. Property, Plant and Equipment</b>															
Leasehold Improvements	51.00	-	-	51.00	13.84	6.92	-	20.76	-	-	-	-	-	30.24	37.16
Plant and Machinery	-	-	-	-	-	-	-	-	-	-	-	-	-	-	-
Machinery	221.58	11.99	-	233.57	141.01	8.34	-	149.35	-	-	-	-	-	84.22	80.57
Electrical Equipments	14.10	3.60	-	17.70	6.37	0.76	-	7.13	-	-	-	-	-	10.57	7.73
Furniture and Fixtures	62.65	1.21	-	63.86	52.63	1.04	-	53.67	-	-	-	-	-	10.19	10.02
Vehicles	26.50	-	-	26.50	5.78	3.14	-	8.93	-	-	-	-	-	17.58	20.72
Office Equipments	16.06	-	-	16.06	11.78	2.19	-	13.97	-	-	-	-	-	2.09	4.28
Others															
Electrical Installations	1.26	-	-	1.26	0.53	0.09	-	0.62	-	-	-	-	-	0.64	0.73
<b>Current year</b>	<b>393.15</b>	<b>16.80</b>	<b>-</b>	<b>409.95</b>	<b>231.94</b>	<b>22.48</b>	<b>-</b>	<b>254.46</b>	<b>-</b>	<b>-</b>	<b>-</b>	<b>-</b>	<b>-</b>	<b>155.53</b>	<b>161.21</b>
Previous year	373.01	20.14	-	393.15	212.03	19.91	-	231.94	-	-	-	-	-	161.21	-
<b>B. Intangible Assets Internally Generated</b>															
Development of R&D Products/Processes	33.62	-	-	33.62	33.62	-	-	33.62	-	-	-	-	-	-	-
Others															
Patents	47.09	-	-	47.09	15.68	4.67	-	20.35	-	-	-	-	-	26.74	31.41
<b>Current year</b>	<b>80.71</b>	<b>-</b>	<b>-</b>	<b>80.71</b>	<b>49.30</b>	<b>4.67</b>	<b>-</b>	<b>53.97</b>	<b>-</b>	<b>-</b>	<b>-</b>	<b>-</b>	<b>-</b>	<b>26.74</b>	<b>31.41</b>
Previous year	80.71	-	-	80.71	44.63	4.67	-	49.30	-	-	-	-	-	31.41	-
<b>C. Capital Work-in-Progress</b>															
	4.40	24.17	-	7.06	-	-	-	-	-	-	-	-	-	7.06	4.40
<b>Current year</b>	<b>4.40</b>	<b>-</b>	<b>-</b>	<b>4.40</b>	<b>-</b>	<b>-</b>	<b>-</b>	<b>-</b>	<b>-</b>	<b>-</b>	<b>-</b>	<b>-</b>	<b>-</b>	<b>4.40</b>	<b>4.40</b>
Previous year	4.40	-	-	4.40	-	-	-	-	-	-	-	-	-	4.40	-

Rs. In Lakhs

DESCRIPTION	GROSS BLOCK				DEPRECIATION AND AMORTISATION				IMPAIRMENT		NET BLOCK		
	As At April 1, 2017	During the year		As At March 31, 2018	As At April 1, 2017	For the year	Deduction/(Adjustments)	As At March 31, 2018	As At April 1, 2017	For the year	Deduction/(Adjustments)	As At March 31, 2018	As At March 31, 2017
		Additions	Other Adjustments										
Previous Year (2017-18) A. Property, Plant and Equipment Land													
	82.35	-	-	82.35	-	-	-	-	-	-	-	82.35	82.35
	1,346.95	596.07	9.39	1,952.41	14.99	15.25	-	30.24	-	-	-	1,922.16	1,331.96
	50.98	-	-	50.98	6.92	6.92	-	13.84	-	-	-	37.14	44.06
	2,713.54	1,472.95	54.67	4,241.16	139.98	144.19	-	284.17	-	-	-	3,956.99	2,573.56
	18,161.19	11,495.75	496.89	30,151.79	964.09	1,241.72	1.80	2,204.01	-	116.78	-	116.78	27,831.00
	61.15	104.67		163.97	4.79	5.89	-	10.68	-	-	-	153.29	56.36
	107.14	102.21	0.84	210.19	10.41	11.55	-	21.96	-	-	-	188.23	96.73
	121.37	43.97	-	139.24	16.23	21.73	20.36	17.60	-	-	-	121.65	105.14
	139.62	76.37	0.42	216.41	27.55	29.65	-	57.20	-	-	-	159.21	112.07
Others		-										-	
Electrical Installations	351.28	728.82	16.72	1,096.82	62.36	55.59	-	117.95	-	-	-	978.87	288.92
Total	23,135.57	14,620.81	578.93	38,305.32	1,247.32	1,532.49	22.16	2,757.65	-	116.78	-	116.78	35,430.88
B. Capital Work-in-Progress	3,475.94	12,985.34	429.69	1,840.47	-	-	-	-	-	-	-	-	3,475.94
Total	3,475.94	12,985.34	429.69	1,840.47	-	-	-	-	-	-	-	-	3,475.94
C. Intangible Assets Internally Generated													
Development of R&D Products	-	-	-	-	-	-	-	-	-	-	-	-	-
Others													
Patents	40.55	-	-	40.55	4.47	4.67	-	9.14	-	-	-	-	36.08
REACH Registration	70.81	-	-	70.81	32.13	25.31	-	57.44	-	-	-	-	38.68
Others	47.42	-	-	47.42	1.79	4.63	-	6.42	-	-	-	-	45.63
Total	158.78	-	-	158.78	38.39	34.61	-	73.00	-	-	-	-	120.39



Above Assets include Research and Development Assets as mentioned below:

DESCRIPTION	GROSS BLOCK						DEPRECIATION AND AMORTISATION				IMPAIRMENT			NET BLOCK	
	As At April 1, 2017	During the year		As At March 31, 2018	As At April 1, 2017	For the year	Deduction/ (Adjustments)	As At March 31, 2018	As At April 1, 2017	For the year	Deduction/ (Adjustments)	As At March 31, 2018	As At April 1, 2017	As At March 31, 2018	As At March 31, 2017
		Additions	Other Adjustments												
<b>A. Property, Plant and Equipment</b>															
Leasehold Improvements	51.00	-	-	51.00	6.92	6.92	-	13.84	-	-	-	-	-	37.16	44.08
Plant and Machinery															
Machinery	215.91	5.67	-	221.58	134.18	6.83	-	141.01	-	-	-	-	-	80.57	81.73
Electrical Equipments	9.03	5.07	-	14.10	5.77	0.60	-	6.37	-	-	-	-	-	7.73	3.26
Furniture and Fixtures	62.65	-	-	62.65	51.59	1.04	-	52.63	-	-	-	-	-	10.02	11.06
Vehicles	17.10	9.40	-	26.50	3.75	2.03	-	5.78	-	-	-	-	-	20.72	13.35
Office Equipments	16.06	-	-	16.06	9.37	2.41	-	11.78	-	-	-	-	-	4.28	6.69
Others															
Electrical Installations	1.26	-	-	1.26	0.45	0.08	-	0.53	-	-	-	-	-	0.73	0.81
<b>Current year</b>	<b>373.01</b>	<b>20.14</b>	<b>-</b>	<b>393.15</b>	<b>212.03</b>	<b>19.91</b>	<b>-</b>	<b>231.94</b>	<b>-</b>	<b>-</b>	<b>-</b>	<b>-</b>	<b>-</b>	<b>161.21</b>	<b>160.98</b>
Previous year	351.70	24.87	-	373.01	191.78	22.87	2.60	212.05	-	-	-	-	-	160.96	
<b>B. Intangible Assets Internally Generated</b>															
Development of R&D Products/ Processes	33.62	-	-	33.62	33.62	-	-	33.62	-	-	-	-	-	-	-
Others															
Patents	47.09	-	-	47.09	11.01	4.67	-	15.68	-	-	-	-	-	31.41	36.08
<b>Current year</b>	<b>80.71</b>	<b>-</b>	<b>-</b>	<b>80.71</b>	<b>44.63</b>	<b>4.67</b>	<b>-</b>	<b>49.30</b>	<b>-</b>	<b>-</b>	<b>-</b>	<b>-</b>	<b>-</b>	<b>31.41</b>	<b>36.08</b>
Previous year	73.01	7.70	-	80.71	40.16	4.47	-	44.63	-	-	-	-	-	36.08	
<b>C. Capital Work-in-Progress</b>															
	4.40	-	-	4.40	-	-	-	-	-	-	-	-	-	4.40	4.40
<b>Current year</b>	<b>4.40</b>	<b>-</b>	<b>-</b>	<b>4.40</b>	<b>-</b>	<b>-</b>	<b>-</b>	<b>-</b>	<b>-</b>	<b>-</b>	<b>-</b>	<b>-</b>	<b>-</b>	<b>4.40</b>	<b>4.40</b>
Previous year	-	29.27	-	4.40	-	-	-	-	-	-	-	-	-	4.40	

- 3.2 Lease period of land at Kurkumbh is 95 years and land at Dahej is 99 years.
- 3.3 Plant, Machinery and Equipment include Rs 17.16 lakhs (Previous Year Rs 17.16 lakhs) being value of Machinery installed at third party premises of Job Contractor, duly confirmed by them.
- 3.4 Transfer from Capital Work-in-Progress and Intangible Assets Under Development represents capitalisation to Property, Plant and Equipment or Intangible Assets, as the case may be. It also includes write off of Capital Work-in-Progress of Rs. NIL (Previous Year Rs. 10.38 lakhs).
- 3.5 Other Adjustments under the Gross Block represent Borrowings Costs of Rs. NIL capitalised (Previous year March 31, 2018 Rs. 578.93 lakhs).
- 3.6 Plant, Machinery and Equipment lying at the premises of our Associate Company, has been impaired due to technological obsolescence and declining market demands in the previous year.
- 3.7 On all the above items of Property, Plant and Equipment first charge is created except on Freehold Land, Leasehold Improvements, Buildings at Vashi, Worli and Residential Quarters and Vehicles.

Rs. In Lakhs

Particulars	As At	As At
	March 31, 2019	March 31, 2018
US\$ 7.5 million ECB Loan from Citibank secured against first charge on Immovable Properties and second pari passu charge by way of hypothecation of Raw Materials, Inventory, Book Debts, Movable Machineries, both present and future.	<b>5,175.00</b>	5,175.00
US\$ 7.5 million ECB Loan from Standard Chartered Bank secured against first charge on Immovable Properties and second pari passu charge by way of hypothecation of Raw Materials, Inventory, Book Debts, Movable Machineries, both present and future.	<b>5,175.00</b>	5,175.00
US\$ 6.00 million ECB Loan from State Bank of India secured against first charge on Immovable Properties and second pari passu charge by way of hypothecation of Raw Materials, Inventory, Book Debts, Movable Machineries, both present and future.	<b>3,990.00</b>	3,990.00
US\$ 3.20 million ECB Loan from Standard Chartered Bank secured against first charge on Immovable Properties located and second pari passu charge by way of hypothecation of Raw Materials, Inventory, Book Debts, Movable Machineries, both present and future.	-	2,048.00
Working Capital Facilities from Consortium Bank consisting of State Bank of India, Standard Chartered Bank, Citibank and Axis Bank secured by hypothecation of stocks of Raw Materials, Semi Finished Goods, Finished Goods, Consumable Stores and Book Debts of the Company, both present and future, as well as by way second mortgage of specific immovable properties.	<b>16,838.00</b>	11,771.00

Rs. In Lakhs

Particulars	No. of equity shares	As At March 31, 2019	No. of equity shares	As At March 31, 2018
<b>4. NON CURRENT FINANCIAL ASSETS - INVESTMENTS</b>				
<b>Investment in equity instruments</b>				
Investment in Associate Company				
Quoted, fully paid Equity shares of Rs. 10 each				
Diamines and Chemicals Limited	29,77,997	144.11	29,77,997	144.11
<b>TOTAL</b>		<b>144.11</b>		<b>144.11</b>

Rs. In Lakhs

Particulars	As at March 31, 2019		As at March 31, 2018	
	Cost	Market Value	Cost	Market Value
Aggregate amount of Quoted Investments	144.11	3,582.53	144.11	2,561.08
Aggregate amount of UnQuoted Investments	-	-	-	-
<b>TOTAL</b>	<b>144.11</b>	<b>3,582.53</b>	<b>144.11</b>	<b>2,561.08</b>

Rs. In Lakhs

Particulars	As At March 31, 2019	As At March 31, 2018
<b>5A. NON CURRENT FINANCIAL ASSETS - LOANS</b>		
Loans to Employees	45.55	40.35
<b>TOTAL</b>	<b>45.55</b>	<b>40.35</b>
<b>5B. NON CURRENT FINANCIAL ASSETS - OTHER FINANCIAL ASSETS</b>		
a) Derivatives	111.18	19.30
b) Other Financial Assets		
(i) Security Deposits	272.78	257.02
(ii) Margin Money against the Bank Guarantees	13.07	4.36
Gross Non Current Financial Assets-Other Financial Assets	397.03	280.68
Less: Provision for bad & doubtful other financial assets	-	-
<b>TOTAL</b>	<b>397.03</b>	<b>280.68</b>
<b>5C. CURRENT FINANCIAL ASSETS - LOANS</b>		
Loans to Employees	19.72	14.04
<b>TOTAL</b>	<b>19.72</b>	<b>14.04</b>

Rs. In Lakhs

Particulars	As At March 31, 2019	As At March 31, 2018
<b>5D. CURRENT FINANCIAL ASSETS - OTHER FINANCIAL ASSETS</b>		
a) Derivatives	70.77	2.62
b) Other Financial Assets		
(i) Security deposits	1.46	3.76
(ii) Interest on Bank deposits	18.99	19.60
Gross Current financial assets - Other Financial Assets	91.22	25.98
Less: Provision for bad & doubtful other financial assets	-	-
<b>TOTAL</b>	<b>91.22</b>	<b>25.98</b>
<b>6A. OTHER NON CURRENT ASSETS</b>		
a) Capital Advances	268.38	990.72
b) Advance recoverable in cash or kind	23.92	22.65
c) VAT Receivable	544.77	668.83
d) Duty paid under protest	21.07	21.07
<b>TOTAL</b>	<b>858.14</b>	<b>1,703.27</b>
<b>6B. OTHER CURRENT ASSETS</b>		
a) Advance recoverable in cash or kind	350.98	344.52
b) Advance to Suppliers	679.50	277.88
c) GST and other receivables	2,100.95	1,956.09
<b>TOTAL</b>	<b>3,131.43</b>	<b>2,578.49</b>
<b>6C. NON CURRENT TAX ASSET (NET)</b>		
Taxes Paid	8,257.15	5,914.24
Less : Provision for Taxes	(7,900.18)	(5,571.69)
<b>TOTAL</b>	<b>356.97</b>	<b>342.55</b>
<b>7. INVENTORIES</b>		
a) Raw Materials	4,418.80	3,795.13
b) Packing Materials	144.70	141.60
c) Work-in-Progress	986.27	800.66
d) Finished Goods	4,049.43	2,145.63
e) Stores and Spares	680.40	706.21
f) Fuel	289.69	928.88
<b>TOTAL</b>	<b>10,569.29</b>	<b>8,518.11</b>

Rs. In Lakhs

Particulars	As At March 31, 2019	As At March 31, 2018
<b>7A. GOODS IN TRANSIT INCLUDED IN ABOVE INVENTORIES</b>		
a) Raw Material	23.43	274.54
b) Packing Materials	1.16	-
c) Work in Progress	-	-
d) Finished Goods	746.66	222.33
e) Stores and Spares	4.01	-
f) Others	-	-
<b>TOTAL</b>	<b>775.26</b>	<b>496.87</b>
<b>7B. DETAILS OF INVENTORIES</b>		
Work-in-Progress		
Amines and Amines Derivatives	591.26	518.82
Other Speciality Chemicals	395.01	281.84
<b>TOTAL</b>	<b>986.27</b>	<b>800.66</b>
Finished Goods		
Amines and Amines Derivatives	3,786.61	1,649.94
Other Speciality Chemicals	262.13	495.18
Industrial Gases	0.69	0.51
<b>TOTAL</b>	<b>4,049.43</b>	<b>2,145.63</b>
<b>8. TRADE RECEIVABLES</b>		
Trade Receivables (at amortised cost):		
Unsecured considered good	15,263.39	12,377.56
Gross Trade Receivables	15,263.39	12,377.56
Less: Allowances for expected credit losses	-	-
<b>TOTAL</b>	<b>15,263.39</b>	<b>12,377.56</b>

- (i) The Company has called for balance confirmations from Trade Receivables. It has received a few of the confirmations which have been reconciled with the records of the Company. The other balances have been taken as per the records of the Company.
- (ii) Trade Receivables are non interest bearing and are generally on terms of average 60 days.
- (iii) The impact on account of Revenue Recognition for Domestic and Exports is booked under common debtors account in place of individual customer accounts.

#### Details of expected credit loss on Trade Receivables for year ended March 31, 2019

Rs. In Lakhs

Type of sale	As at March 31, 2019	Not Due (Rs.)	Due 0 to 30 Days	Due 31 to 90 Days	As at March 31, 2018
<b>Domestic</b>	<b>11,765.65</b>	11,378.44	269.54	117.67	10,012.87
Expected credit loss	-	-	-	-	-
<b>Export</b>	<b>3,497.74</b>	2,757.87	507.73	232.14	2,364.69
Expected credit loss	-	-	-	-	-
<b>Grand Total</b>	<b>15,263.39</b>	<b>14,136.31</b>	<b>777.27</b>	<b>349.81</b>	<b>12,377.56</b>

Rs. In Lakhs

Particulars	As At March 31, 2019	As At March 31, 2018
<b>9. CASH AND CASH EQUIVALENTS</b>		
a) Balances with Banks		
(i) Current Accounts	1,743.81	165.57
(ii) EEFC Accounts	179.18	55.36
(iii) Fixed Deposit Accounts	9.54	-
b) Cash on Hand	1.38	2.49
<b>TOTAL</b>	<b>1,933.91</b>	<b>223.42</b>
<b>9A. OTHER BANK BALANCES</b>		
a) Unpaid Dividend Accounts	64.10	61.00
b) Margin Money against the Bank Guarantees	18.92	37.68
c) Fixed Deposits with Banks	0.50	0.50
<b>TOTAL</b>	<b>83.52</b>	<b>99.18</b>

- (i) During the year, the Company has transferred Rs. 3.41 Lakhs to Investor Education & Protection Fund (for the year ended March 31, 2018 Rs. 3.48 lakhs)
- (ii) Fixed Deposits with original maturity of more than 3 months having remaining maturity of less than 12 months from Balance Sheet date are disclosed above.

Rs. In Lakhs

Particulars	As At March 31, 2019	As At March 31, 2018
<b>10. EQUITY SHARE CAPITAL</b>		
<b>Authorised:</b>		
3,00,00,000 (Previous Year 3,00,00,000) Equity Shares of Rs. 5 each par value	1,500.00	1,500.00
15,00,000 (Previous Year 15,00,000) Cumulative Redeemable Preference Shares of Rs. 100 each par value	1,500.00	1,500.00
	<b>3,000.00</b>	<b>3,000.00</b>
<b>Issued, Subscribed and Paid Up:</b>		
2,03,96,392 (Previous Year 2,03,96,392) Equity Shares of Rs. 5 each par value, fully paid	1,019.82	1,019.82
Shares forfeited	0.78	0.78
<b>TOTAL</b>	<b>1,020.60</b>	<b>1,020.60</b>

**10.1 Reconciliation of the number of shares outstanding and amount of share capital**

Rs. In Lakhs

Particulars	As at March 31, 2019		As at March 31, 2018	
	No. of shares	Rs. In Lakhs	No. of shares	Rs. In Lakhs
Equity Shares of Rs 5 par value				
At the beginning of the year	<b>20,396,392</b>	<b>1,019.82</b>	20,396,392	1,019.82
Changes during the year	<b>NIL</b>	<b>NIL</b>	NIL	NIL
At the end of the year	<b>20,396,392</b>	<b>1,019.82</b>	20,396,392	1,019.82

**10.2 Rights, preferences and restrictions**

- The Company has only one class of shares, referred to as equity shares, having a par value of Rs. 5. Each holder of equity shares is entitled to one vote per share.
- The Company declares and pays dividend in Indian rupees. Final dividend of Rs. 8 per share for face value of Rs. 5 each, proposed by the Board of Directors is subject to the approval of the shareholders at the ensuing Annual General Meeting.  
During the year ended March 31, 2019, the amount per share of final dividend pertaining to the year ended 31 March 2018, distributed to equity shareholders was Rs. 7 for a face value of Rs. 5 each. The dividend appropriation for the year ended March 31, 2019, amounts to Rs. 1,721.28 lakhs, including corporate dividend tax of Rs. 293.54 lakhs.
- In the event of liquidation of the Company, the holders of equity shares will be entitled to receive any of the remaining assets of the Company, after distribution of all preferential amounts. The distribution will be in proportion to the number of equity shares held by the shareholders.

**10.3 Details of shares held by shareholders holding more than 5% of the aggregate shares in the Company**

Rs. In Lakhs

Particulars	As at March 31, 2019		As at March 31, 2018	
	No. of shares	% held	No. of shares	% held
Name of the Shareholder				
Yogesh M. Kothari	<b>12,206,622</b>	<b>59.85</b>	12,206,622	59.85



Rs. In Lakhs

Particulars	As At March 31, 2019	As At March 31, 2018
<b>11. OTHER EQUITY</b>		
<b>a) Retained Earnings</b>		
<b>(i) Statement of Profit and Loss :</b>		
Balance brought forward from last year	24,143.37	18,925.33
Profit for the year	8,374.45	6,428.90
Impact of adjustments in Derivatives Financial Instruments	-	63.08
Other Comprehensive Income (Net of tax)		
Remeasurement of defined benefit obligations	(48.15)	(32.84)
Deferred gains/(losses) on cash flow hedges	(20.70)	(13.63)
	<b>32,448.97</b>	<b>25,370.84</b>
<b>Appropriations</b>		
1) Interim/Final Dividend paid	1,427.76	1,019.82
2) Tax on Interim/Final Dividend	293.54	207.65
	<b>1,721.30</b>	<b>1,227.47</b>
	<b>30,727.67</b>	<b>24,143.37</b>
<b>(ii) General Reserve</b>		
Balance as per last account	3,559.27	3,559.27
Less: Depreciation on assets with NIL useful life as per Component Accounting (Net of Deferred Tax)	-	-
	<b>3,559.27</b>	<b>3,559.27</b>
<b>Total Retained Earnings (i+ii)</b>	<b>34,286.94</b>	<b>27,702.64</b>
b) Securities Premium	1,290.97	1,290.97
c) Capital Reserve	142.70	142.70
d) Capital Redemption Reserve	25.00	25.00
e) Cash Flow Hedge Reserve (OCI)	(370.09)	(466.56)
f) Employee Stock Option	103.19	-
<b>Total Other Components of Equity (b+c+d+e+f)</b>	<b>1,191.77</b>	<b>992.11</b>
<b>Total Other Equity</b>	<b>35,478.71</b>	<b>28,694.75</b>
<b>12A. NON CURRENT FINANCIAL LIABILITY - SECURED BORROWINGS AT AMORTISED COST</b>		
Long Term Secured Borrowings		
Term Loans		
From Banks	7,775.37	10,579.75
<b>TOTAL</b>	<b>7,775.37</b>	<b>10,579.75</b>

## Nature of Security and Terms of Repayment of Long-term Borrowings:

### Term Loan from Banks:

- (i) Foreign Currency Term Loans to part finance Company's normal capital expenditure, which are secured by creation of a pari passu charge on the Company's immovable properties situated at Plot No. A-7, A-7 (part) and A-25 at Patalganga and Plot no. D-6/1 at Kurkumbh, Maharashtra and also a second pari passu charge by way of hypothecation of Raw Material Inventory, Book Debts, Movable Machinery, etc. of :

Rs. In Lakhs

Particulars	Rate of Interest	As At March 31, 2019	As At March 31, 2018
USD 3.2 million repayable in 16 quarterly instalments beginning from February 11, 2015 (covered by Interest and Currency rate Swap)	3 month LIBOR plus 3.05% p.a.	NIL	462.56
USD 6.00 million repayable in 16 quarterly instalments beginning from April, 2017 (covered by Interest and Currency rate swap). Creation of mortgage for Dahej is in progress.	3 month LIBOR plus 1.65% p.a.	2,245.44	3,171.84

- (ii) Foreign Currency Term Loans to part finance Company's Dahej Project are secured by creation of a pari passu charge on the Company's immovable properties situated at Plot No. A-7, A-7 (part) and A-25 at Patalganga, Maharashtra, Plot no. D-6/1 at Kurkumbh, Maharashtra and Plot No. D-2/CH/149/2 at Dahej, Gujarat and also a second pari passu charge by way of hypothecation of Raw Material Inventory, Book Debts, Movable Machinery, both present and future of :

USD 7.5 million repayable in 18 quarterly installments beginning from October 2018 (covered by Interest and Currency rate swap). Hypothecation is completed, creation of mortgage is completed.	3 month LIBOR plus 1.40% p.a.	4,678.00	4,956.00
USD 7.5 million repayable in 18 quarterly installments beginning from August 2018 (covered by Interest and Currency rate swap). Hypothecation is completed, creation of mortgage is completed.	1 month LIBOR plus 0.80% p.a.	4,385.63	4,956.00
		11,309.07	13,546.40
Less : Other finance charges deferred over the period of loan (Ind AS Adjustments)		71.98	70.14
		11,237.09	13,476.26
Less : Current Maturities of Long-term Debt (Refer Note 15 (a) (i))		3,461.72	2,896.51
<b>TOTAL</b>		<b>7,775.37</b>	<b>10,579.75</b>

Rs. In Lakhs

Particulars	As At March 31, 2019	As At March 31, 2018
<b>12B. NON CURRENT FINANCIAL LIABILITY - UNSECURED BORROWINGS</b>		
<b>Long term Unsecured Borrowings</b>		
a) Other Loans		
Deferred Payment Liabilities		
Sales Tax Deferral under the Package Scheme of Incentives, 1993.		
Interest free deferral period repayable after 10 years from the respective year in which actual tax was collected, commencing from April 26, 2012.	240.72	373.49
	240.72	373.49
Less : Current Maturities of Deferred payment liabilities (Refer Note 15 (a) (ii))	111.35	132.77
<b>TOTAL</b>	<b>129.37</b>	<b>240.72</b>

Rs. In Lakhs

Particulars	As At March 31, 2019	As At March 31, 2018
<b>12C. CURRENT FINANCIAL LIABILITY - SHORT TERM SECURED BORROWINGS</b>		
Repayable on Demand		
From Banks	3,508.32	4,209.41
<b>TOTAL</b>	<b>3,508.32</b>	<b>4,209.41</b>

- (i) The above balances comprises of Cash Credits and Bank overdrafts
- (ii) Cash Credits are secured by hypothecation of stocks of raw materials, semi-finished goods, finished goods, consumable stores and book debts of the Company, both present and future, as mentioned in the joint deed of hypothecation dated December 29, 1989 as amended from time to time, as well as by the second mortgage of the specified immovable properties of the Company.

Rs. In Lakhs

Particulars	As At March 31, 2019	As At March 31, 2018
<b>12D. CURRENT FINANCIAL LIABILITY-SHORT TERM UNSECURED BORROWINGS</b>		
Loans and Advances from Related Parties Repayable within 12 months from the date of Balance sheet and carries interest rate ranging from 7.25% p.a. to 8.25% p.a.	1547.00	66.50
<b>TOTAL</b>	<b>1,547.00</b>	<b>66.50</b>
<b>12E. OTHER NON CURRENT FINANCIAL LIABILITIES</b>		
Derivatives	1.79	653.65
<b>TOTAL</b>	<b>1.79</b>	<b>653.65</b>
<b>13. NON CURRENT - DEFERRED TAX LIABILITY (NET)</b>		
Deferred Tax Liability	5,066.31	4,048.40
	5,066.31	4,048.40
<b>Deferred Tax Liabilities</b>		
Items of Timing Difference	24.73	
Deferred Tax Liabilities		
Related to Plant, Property and Equipment and Others	5,498.44	4,319.53
<b>(A)</b>	<b>5,523.17</b>	<b>4,319.53</b>
<b>Deferred Tax Assets</b>		
Provision for Doubtful Debts and Advances	-	7.41
Provision for Gratuity	131.58	83.46
Provision for Leave Encashment	96.37	89.87
Disallowance under section 43B	228.91	88.36
Others	-	2.03
<b>(B)</b>	<b>456.86</b>	<b>271.13</b>
<b>Net Deferred Tax Liabilities (A-B)</b>	<b>5,066.31</b>	<b>4,048.40</b>

Rs. In Lakhs

Particulars	As At March 31, 2019	As At March 31, 2018
<b>14. TRADE PAYABLES</b>		
(a) Total outstanding dues of Micro Enterprises and Small Enterprises	<b>58.88</b>	65.47
(b) Total outstanding dues of creditors other than Micro Enterprises and Small Enterprises	<b>12,340.14</b>	6,652.47
<b>TOTAL</b>	<b>12,399.02</b>	6,717.94
(i) The Company has called for balance confirmations from Trade Payables. It has received a few of the confirmations which have been reconciled with the records of the Company. The other balances have been taken as per the records of the Company.		
(ii) Disclosure in accordance with Section 22 of Micro, Small and Medium Enterprises Development Act, 2006:		
- Principal Amount	<b>58.88</b>	65.47
- Interest	<b>NIL</b>	NIL
Interest paid in terms of Section 16	<b>0.14</b>	NIL
Interest due and payable for the period of delay in payment	<b>0.05</b>	NIL
Interest accrued and remaining unpaid	<b>NIL</b>	NIL
Interest due and payable even in succeeding years	<b>NIL</b>	NIL
This information as required to be disclosed under the Micro, Small and Medium Enterprises Development Act, 2006 has been determined to the extent such parties have been identified on the basis of information available with the Company.		

Rs. In Lakhs

Particulars	As At March 31, 2019	As At March 31, 2018
<b>15. CURRENT FINANCIAL LIABILITY - OTHER FINANCIAL LIABILITIES</b>		
a) Current maturities of long-term debts		
(i) Secured Debts		
Term loans from Banks	<b>3,461.72</b>	2,896.51
(ii) Unsecured Debts		
Deferred Payment Liabilities	<b>111.35</b>	132.77
b) Interest accrued but not due on borrowings	<b>166.88</b>	190.91
c) Unpaid Dividends	<b>64.10</b>	61.00
d) Other Payables		
(i) Capital Expenses	<b>644.52</b>	1,757.64
(ii) Commission payable to Directors	<b>805.33</b>	620.34
(iii) Others	<b>930.61</b>	737.88
e) Derivatives	<b>109.12</b>	5.87
<b>TOTAL</b>	<b>6,293.63</b>	6,402.92

Rs. In Lakhs

Particulars	As At March 31, 2019	As At March 31, 2018
<b>16A. NON CURRENT FINANCIAL LIABILITY - LONG TERM PROVISIONS</b>		
Provision for Employee Benefits		
(i) Gratuity	-	-
(ii) Leave Encashment	186.30	171.49
<b>TOTAL</b>	<b>186.30</b>	<b>171.49</b>
<b>16B. CURRENT FINANCIAL LIABILITY - SHORT TERM PROVISIONS</b>		
Provision for Employee Benefits		
(i) Gratuity	376.60	241.15
(ii) Leave Encashment	89.51	88.20
<b>TOTAL</b>	<b>466.11</b>	<b>329.35</b>
<b>17. OTHER CURRENT LIABILITIES</b>		
(i) Statutory Dues	135.91	86.51
(ii) Advances received from Customers	366.01	94.70
(iii) Deposits from Customers	6.70	1.50
(iv) Employee recoveries and Employer contributions	51.67	45.30
<b>TOTAL</b>	<b>560.29</b>	<b>228.01</b>
<b>18. LIABILITIES FOR TAX (NET)</b>		
(i) Provision for Tax	3,599.11	2,337.66
(ii) Less : Taxes Paid	(3,179.73)	(1,996.28)
<b>TOTAL</b>	<b>419.38</b>	<b>341.38</b>

# NOTES FORMING PART OF STANDALONE STATEMENT OF PROFIT & LOSS

Rs. In Lakhs

Particulars	For the year ended March 31, 2019	For the year ended March 31, 2018
<b>19. REVENUE FROM OPERATIONS</b>		
(a) Sale of Products - Manufactured Goods	83,221.85	61,365.46
(b) Other Operating Income		
Toll and Other Processing Income	730.73	600.80
Scrap and Raw Material Sales	122.65	117.20
Export Incentives	538.75	394.15
Miscellaneous Income	26.11	5.06
<b>TOTAL</b>	<b>84,640.09</b>	<b>62,482.67</b>
<b>19A. DETAILS OF SALE OF PRODUCTS</b>		
Amines and Amines Derivatives	66,349.56	49,347.47
Other Speciality Chemicals	16,415.45	11,690.53
Industrial Gases	456.84	327.46
<b>TOTAL</b>	<b>83,221.85</b>	<b>61,365.46</b>
<b>20. OTHER INCOME</b>		
(a) Interest Income		
(i) on Fixed Deposits with Banks	3.75	74.95
(ii) on Margin Money	6.30	0.43
(iii) on Income Taxes	-	17.46
(iv) on Value Added Tax	15.43	
(v) on Others	5.96	5.34
Less: Adjusted with borrowing costs capitalised	-	(29.47)
Net Interest Income	31.44	68.71
(b) Profit on sale of Capital Assets	13.39	32.07
(c) Insurance claims received	79.44	64.33
(d) Dividend Income	163.79	44.67
(e) Provision for Doubtful Debts/Advances no longer required, written back	51.94	81.42
(f) Net gain on foreign currency transactions	5.92	-
(g) Miscellaneous Income	48.83	24.50
	<b>363.31</b>	<b>246.99</b>
<b>TOTAL</b>	<b>394.75</b>	<b>315.70</b>
<b>21. COST OF MATERIALS CONSUMED</b>		
(a) Raw Materials consumed (Refer note 21A)		
Opening Stock	3,795.13	5,931.05
Add: Purchases	46,346.61	28,347.43
	<b>50,141.74</b>	<b>34,278.48</b>
Less: Closing Stock	4,418.80	3,795.13
	<b>45,722.94</b>	<b>30,483.35</b>

Rs. In Lakhs

Particulars	For the year ended March 31, 2019	For the year ended March 31, 2018
(b) Packing Materials consumed		
Opening Stock	141.61	116.10
Add: Purchases	2,414.72	1,925.06
	2,556.33	2,041.16
Less: Closing Stock	143.55	141.61
	2,412.78	1,899.55
<b>TOTAL</b>	<b>48,135.72</b>	<b>32,382.90</b>
<b>21A. DETAILS OF RAW MATERIALS CONSUMED</b>		
Denatured Ethyl Alcohol, Methanol and other Alcohols	30,958.21	16,206.43
Industrial Gases	6,092.29	5,906.98
Others	8,672.44	8,369.94
<b>TOTAL</b>	<b>45,722.94</b>	<b>30,483.35</b>
<b>22. CHANGES IN INVENTORIES OF FINISHED GOODS AND WORK-IN-PROGRESS</b>		
(a) Finished Goods		
Closing Stock	4,049.43	2,145.63
Less: Opening Stock	2,145.63	3,496.95
	(1,903.80)	1,351.32
(b) Work-In-Progress		
Closing Stock	986.26	800.65
Less: Opening Stock	800.65	490.60
	(185.61)	(310.05)
<b>TOTAL</b>	<b>(2,089.41)</b>	<b>1,041.27</b>
<b>23. EMPLOYEE BENEFITS EXPENSE</b>		
(a) Salaries and Wages		
(i) Directors' Remuneration	412.06	370.21
(ii) Salaries, Wages and Benefits	3,277.41	2,652.41
(b) Commission to Directors	670.54	513.49
(c) Contribution to Provident and other Funds	341.59	291.95
(d) Employee Stock Option Expenses	103.19	-
(e) Staff Welfare Expenses	473.11	370.91
<b>TOTAL</b>	<b>5,277.90</b>	<b>4,198.97</b>



Rs. In Lakhs

Particulars	For the year ended March 31, 2019	For the year ended March 31, 2018
<b>24. FINANCE COSTS</b>		
(a) Interest Expense		
(i) Interest on Cash Credit Facilities/Buyers' Credit	155.61	136.71
(ii) Interest on Term Loans	1,030.24	997.71
(iii) Interest on Others	142.73	74.80
(b) Other Finance Charges	148.07	85.56
<b>Sub total</b>	<b>1,476.66</b>	1,294.78
Less: Interest capitalised	-	479.79
<b>TOTAL</b>	<b>1,476.66</b>	814.99
<b>25. OTHER EXPENSES</b>		
(a) Power, Fuel and Water Charges	8,813.07	6,385.01
(b) Stores and Spares consumed	1,191.78	788.21
(c) Processing Charges	726.42	729.00
(d) Rent	46.94	19.28
(e) Rates and Taxes	35.27	35.18
(f) Repairs and Maintenance		
(i) Building	191.65	108.91
(ii) Plant and Machinery	684.04	491.31
(iii) Others	342.77	205.84
	<b>1,218.46</b>	806.06
(g) Insurance	64.02	57.39
(h) Auditor's Remuneration		
(i) Audit Fees	17.00	15.93
(ii) Tax Audit Fees	3.50	3.50
(iii) Other Services	5.38	3.29
(iv) Reimbursement of Expenses	1.02	0.69
	<b>26.90</b>	23.40
(i) Legal and Professional Fees	215.35	236.64
(j) Export Expenses	1,159.31	653.99
(k) Freight Outward	1,750.47	1,266.18
(l) Bad Debts written off	29.39	27.53
(m) Provision for Doubtful Advances/Deposits	-	21.41
(n) Corporate Social Responsibility (CSR) expenses (Refer Note 27)	162.98	155.10
(o) Assets written off	-	10.38
(p) Inventories written off	40.89	25.34
(q) Miscellaneous expenses	1,399.55	993.57
<b>TOTAL</b>	<b>16,880.80</b>	12,233.68

Rs. In Lakhs

Particulars	For the year ended March 31, 2019	For the year ended March 31, 2018
<b>26. OTHER COMPREHENSIVE INCOME</b>		
(a) Items that will not be reclassified to profit or loss		
(i) Remeasurement gain/(losses) on defined benefit plans	74.22	50.22
(b) Items that may be reclassified to profit or loss		
(i) Deferred gains/(losses) on cash flow hedges	31.81	20.84
	106.03	71.06
(c) (i) Income tax relating to items that will not be reclassified to profit or loss	(26.06)	(17.38)
(ii) Income tax relating to items that may be reclassified to profit or loss	(11.12)	(7.21)
	(37.18)	(24.59)
<b>TOTAL</b>	<b>68.85</b>	<b>46.47</b>

Rs. In Lakhs

Particulars	For the year ended March 31, 2019	For the year ended March 31, 2018
<b>27. EXPENDITURE TOWARDS CORPORATE SOCIAL RESPONSIBILITY (CSR) ACTIVITIES:</b>		
a. Gross amount required to be spent by the Company during the year :	167.14	156.96
b. Amount spent and paid on CSR activities included in the Statement of Profit and Loss for the year :		
<b>Nature of Expenses</b>		
Other Expenses (Other than for Construction/Acquisition of any asset)		
Environment sustainability and Rural development	43.38	79.32
Education/Sports	77.63	27.89
Health/Woman Empowerment	38.89	42.99
Others	3.08	4.90
<b>TOTAL</b>	<b>162.98</b>	<b>155.10</b>

**28. EXPENSES INCURRED ON RESEARCH AND DEVELOPMENT DURING THE YEAR ARE INCLUDED IN THE STATEMENT OF PROFIT AND LOSS**

Rs. In Lakhs

Particulars	For the year ended March 31, 2019	For the year ended March 31, 2018
Cost of Material Consumed (In Note 21)		
Raw Material	0.07	7.44
Packing Material	0.52	0.30
Changes of Inventories of FG and WIP		
Finished Goods	0.16	0.12
Work in Progress	-	0.09
Employee Benefits Expense (In Note 23)		
Salaries and Wages	244.58	294.98
Contribution to Provident and Other Funds	22.70	26.37
Staff Welfare Expenses	10.38	14.27
	277.66	335.62
Depreciation	10.55	24.59
Other Expenses (In Note 25)		
Stores and Spares Consumed	18.46	15.81
Power and Fuel	0.01	0.06
Rent	-	13.80
Repairs and Maintenance:		
Plant and Machinery	2.77	1.58
Others	4.30	5.22
Insurance	0.17	0.64
Rates and Taxes	-	2.77
Miscellaneous Expenses	35.66	64.09
	61.37	103.97
<b>TOTAL</b>	<b>350.34</b>	<b>472.13</b>

**28A. EXPENSES INCURRED ON RESEARCH AND DEVELOPMENT DURING THE YEAR ARE INCLUDED IN THE FIXED ASSETS AND CAPITAL WORK IN PROGRESS**

Rs. In Lakhs

Particulars	For the year ended March 31, 2019	For the year ended March 31, 2018
P & M and Equipments	11.99	5.67
Furniture & Fixtures	1.21	-
Office Equipments	-	-
Intangible Assets	-	-
Electrical Installations	-	-
Vehicles	-	9.40
Electrical Equipments	3.60	5.07
Capital Work in Progress	-	-
	16.80	20.14
<b>TOTAL</b>	<b>16.80</b>	<b>20.14</b>

Rs. In Lakhs

Particulars	As at March 31, 2019	As at March 31, 2018
<b>29. CONTINGENT LIABILITIES AND COMMITMENTS</b>		
Contingent Liabilities : (to the extent not provided for)		
i. Claims against the Company by Ex-employees in Labour Court not acknowledged as debts	23.73	67.73
ii. Income Tax (Amount of deposit Rs. 330.97 lakhs -current year and Rs. 330.97 in 2017-18)	210.11	353.52
iii. Central Excise/Service Tax (Amount of deposit Rs. 21.07 lakhs - current year and Rs. 21.07 lakhs in 2017-18)	867.62	820.84
iv. Amount paid to GIDC (Amount of deposit Rs. 72.62 lakhs in 2017-18)	NIL	72.62
v. Penalty u/s 29(3) of MVAT Act 2002 for disallowed input credit and penalty on job work charges as per assessment order	35.66	NIL

Rs. In Lakhs

Particulars	As At March 31, 2019	As At March 31, 2018
<b>29A. COMMITMENTS</b>		
Estimated amount of contracts remaining to be executed on capital account	752.29	1,856.35
Less : Capital Advances	268.37	990.72
Net Estimated Amount	483.92	865.63

Rs. In Lakhs

Particulars	Gratuity	
	As At March 31, 2019	As At March 31, 2018
<b>30. EMPLOYEE BENEFITS</b>		
<b>As per Actuarial Valuation</b>		
<b>I. Expense recognised in the Statement of Profit and Loss for the year ended</b>		
a. Current service cost	47.06	46.02
b. Net Interest on net Defined Liability/ Asset	16.58	12.23
<b>c. Total Expenses</b>	<b>63.63</b>	<b>58.25</b>
<b>II. Amount recognised in Other Comprehensive Income</b>		
a. Actuarial (Gains)/Losses on Liability	67.09	50.09
b. Return on Plan Assets excluding amount included in Net interest on Defined Liability / (Asset) above	7.13	0.13
<b>c. Total</b>	<b>74.22</b>	<b>50.22</b>
<b>III. Net Assets / (Liability) recognised in the Balance Sheet</b>		
a. Present Value of Defined Benefit Obligation	1,244.67	1,080.32
b. Fair Value of Plan Assets	868.08	839.17
c. Funded Status [ Surplus / (Deficit) ]	376.60	241.15
<b>Net (Asset) / Liability</b>	<b>376.60</b>	<b>241.15</b>

Rs. In Lakhs

Particulars	Gratuity	
	As At March 31, 2019	As At March 31, 2018
<b>IV. Change in Present value of Obligation</b>		
a. Present Value of Defined Benefit Obligation at the beginning of the year	<b>1,080.32</b>	941.87
b. Current Service Cost	<b>47.06</b>	46.02
c. Interest Cost	<b>82.28</b>	67.82
d. Past Service Cost (Non Vested Benefit)	-	-
e. Past Service Cost (Vested Benefit)	-	-
f. Benefit paid	<b>(32.07)</b>	(25.48)
g. Actuarial (Gain) / Loss on obligation	<b>67.09</b>	50.09
<b>Present Value of Defined Benefit Obligation at the end of the year</b>	<b>1,244.67</b>	1,080.32
<b>V. Actual Return on Plan Assets</b>		
Expected Return on Plan Assets	<b>65.71</b>	55.59
Actuarial Gain / (Loss) on Plan Assets	<b>(7.13)</b>	(0.13)
<b>Actual Return on Plan Assets</b>	<b>58.58</b>	55.46
<b>VI. Balance Sheet Reconciliation</b>		
Opening Net Liability	<b>241.15</b>	169.80
Expenses Recognized in Profit & Loss Account	<b>63.63</b>	58.23
Amount recognized in Other Comprehensive Income	<b>74.22</b>	50.22
Less: Employer's Contribution	<b>2.40</b>	37.10
<b>Amount Recognized in Balance Sheet (Asset) / Liability</b>	<b>376.60</b>	241.15

### Sensitivity Analysis:

Rs. In Lakhs

Projected Benefit Obligation on Current Assumptions	For the year ended March 31, 2019		For the year ended March 31, 2018	
	Increase	Decrease	Increase	Decrease
Delta Effect of +1% Change in Rate of Discounting	(45)	-	(40)	-
Delta Effect of -1% Change in Rate of Discounting	-	52	-	46
Delta Effect of +1% Change in Rate of Salary Increase	-	53	-	47
Delta Effect of -1% Change in Rate of Salary Increase	(47)	-	(42)	-
Delta Effect of +1% Change in Rate of Employee Turnover	-	11	-	10
Delta Effect of -1% Change in Rate of Employee Turnover	(13)	-	(12)	-

The sensitivity analysis have been determined based on reasonably possible changes of the respective assumptions occurring at the end of the reporting period, while holding all other assumptions constant.

The sensitivity analysis presented above may not be representative of the actual change in the projected benefit obligation as it is unlikely that the change in assumptions would occur in isolation of one another as some of the assumptions may be correlated.

Furthermore, in presenting the above sensitivity analysis, the present value of the projected benefit obligation has been calculated using the projected unit credit method at the end of the reporting period, which is the same method as applied in calculating the projected benefit obligation as recognized in the balance sheet.

There was no change in the methods and assumptions used in preparing the sensitivity analysis from prior years.

**Maturity Analysis of the Benefit Payments from the Fund:**

Rs. In Lakhs

Projected Benefits Payable in Future years from the date of reporting	As at March 31, 2019	As at March 31, 2018
1st Following Year	475	406
2nd Following Year	33	25
3rd Following Year	49	42
4th Following Year	76	44
5th Following Year	60	68
Sum of Years 6 To 10	251	239
Sum of Years 11 and above	835	745

Rs. In Lakhs

Particulars	Leave Salary	
	For the year ended March 31, 2019	For the year ended March 31, 2018
<b>I. Expense recognised in the Statement of Profit and Loss</b>		
a. Current Service Cost	22.61	29.68
b. Net Interest on net Defined Liability/ Asset	20.33	16.33
c. Actuarial (Gains)/Losses on Liability	(12.56)	4.45
<b>d. Total Expenses</b>	<b>30.38</b>	<b>50.46</b>
<b>II. Net Assets / (Liability) recognised in the Balance Sheet</b>		
a. Present Value of Unfunded Obligations	275.80	259.69
b. Unrecognised Past Service Cost	-	-
c. Fair Value of Plan Assets	-	-
<b>d. Net Liability</b>	<b>275.80</b>	<b>259.69</b>
<b>III. Change in Present value of Obligation during the year ended</b>		
a. Present Value of Unfunded Obligation at the beginning of the year	259.69	226.80
b. Current Service Cost	22.61	29.68
c. Interest Cost	20.33	16.33
d. Actuarial Gain/Loss	(12.56)	4.45
e. Benefit paid	14.26	17.58
<b>f. Present Value of Unfunded Obligation at the end of the year</b>	<b>275.81</b>	<b>259.69</b>

**Experience adjustment:-**

Rs. In Lakhs

Gratuity	2018-19	2017-18
Present Value of Unfunded Obligations	1,244.67	1,080.32
Fair Value of Plan Assets	868.07	839.16
Funded Status [(Surplus)/Deficit]	376.60	241.15
Experience adjustments on Plan Liabilities	65.15	78.58
Experience adjustments on Plan Assets	(7.13)	(0.13)
<b>TOTAL</b>	<b>58.02</b>	<b>78.45</b>

**The expected contributions for Defined Benefit Plan for the next Financial Year will be in line with 2018-19**

Rs. In Lakhs

<b>Leave Salary</b>	<b>2018-19</b>	<b>2017-18</b>
Present Value of Unfunded Obligations	<b>275.81</b>	259.69
Fair Value of Plan Assets	-	-
Funded Status [(Surplus)/Deficit]	<b>275.81</b>	259.69
Experience adjustments on Plan Liabilities	<b>(13.31)</b>	15.96
Experience adjustments on Plan Assets	-	-
<b>TOTAL</b>	<b>(13.31)</b>	15.96

Rs. In Lakhs

<b>Assumptions</b>	<b>As at March 31, 2019</b>	<b>As at March 31, 2018</b>
1. Discount Rate	<b>7.79%</b>	7.83%
2. Expected Return on Plan Assets	<b>7.79%</b>	7.83%
3. Salary Growth Rate	<b>5.00%</b>	5.00%
4. Withdrawal Rate	<b>Indian Assured Lives Mortality (2006-08)</b>	Indian Assured Lives Mortality (2006-08)

### Share Based Payments

The disclosure envisaged in terms of Regulation '14(C) of Securities Exchange Board of India (Share Based Employee Benefits) Regulations, 2014, the particulars of Employee Stock Option Scheme (ESOS) as on March 31, 2019, were as under:-  
A description of Employee Stock Option Scheme existed during the period from April 01, 2018 to March 31, 2019

<b>Name of the Plan</b>	<b>Date of Shareholders approval</b>	<b>Total No. of Options approved</b>	<b>Vesting requirements</b>	<b>Exercise price or pricing formula</b>
Alkyl Amines Employees Stock Option Plan 2018	14.01.2019	54,621	Options being vested in phased manner after completion of one year from the date of grant	Exercise price is the market price or such other price as determined by the Nomination and Remuneration Committee

### Employee Stock Option Plan

Particulars	Grant I	Grant II	Grant III	Grant IV
No. of Options	4,416	23,805	8,800	17,600
Method of Accounting	Fair Value method			
Vesting period (in years)	1	2	3	5
Exercise period (in years) from date of vesting	5	5	5	5
Grant date	25-Mar-19	25-Mar-19	25-Mar-19	25-Mar-19
Expected life (in years)	5	2	5	5
Exercise price (Rs.)	150.00	150.00	700.00	700.00
Market price (Rs.)	812.20	812.20	812.20	812.20
Vesting Condition	Based on past performance		Based on future performance rating	
Mode of Settlement	Equity shares			

### Fair Valuation of Employee Stock Option

<b>Particulars</b>	<b>Grant I</b>	<b>Grant II</b>	<b>Grant III</b>	<b>Grant IV</b>
No. of Options	4,416	23,805	8,800	17,600
Model used	Black-Scholes Model			
Expected volatility	40%	40%	40%	40%
Risk free interest rate	7.47%	7.47%	7.47%	7.47%
Weighted Average Fair Value (Rs.)	683.05	687.78	359.93	399.81

### 31. SEGMENT REPORTING

#### 31.1 Primary Segment:

The Company is exclusively engaged in the business of “Specialty Chemicals”. This in the context of Ind AS 108 “Operating Segment ”.

#### 31.2 Secondary Segment (by Geographical Segment):

Rs. In Lakhs

Particulars	Within India		Outside India		Total	
	2018-19	2017-18	2018-19	2017-18	2018-19	2017-18
Segment Revenue	<b>67,067.84</b>	49,071.79	<b>17,572.25</b>	12,545.55	<b>84,640.09</b>	61,617.35
Carrying amount of Segment Assets	<b>70,996.79</b>	60,984.26	<b>3,498.45</b>	2,378.06	<b>74,495.24</b>	63,362.32
Capital Expenditure	<b>41,957.22</b>	37,343.75	<b>0.70</b>	13.37	<b>41,957.93</b>	37,357.12

#### 31.3 The segment revenue in Geographical Segments considered for disclosure is as follows:

- Revenue within India includes sales to customers located within India and Other Operating Revenue earned in India.
- Revenue outside India includes sales to customers located outside India and Other Operating Revenue earned outside India.

### 32. LIST OF RELATED PARTIES AND THEIR RELATIONSHIPS

- Associate Company:  
Diamines and Chemicals Limited
- Key Management Personnel:
  - Yogesh M. Kothari - Chairman & Managing Director
  - Kirat Patel - Executive Director
  - Suneet Y. Kothari - Executive Director
- Relative of Key Management Personnel:  
Hemendra M. Kothari
- Entities over which Key Management Personnel has Control:
  - Anjyko Investments Private Limited
  - Niyoko Trading & Consultancy LLP
  - YMK Trading & Consultancy LLP
  - SYK Trading & Consultancy LLP



### 33. RELATED PARTY DISCLOSURES

Following transactions were carried out in the ordinary course of business with the parties referred to in 32 above. There was no amount written off or written back from such parties during the year. The related parties included in the various categories above, where transactions have taken place are given below :

Rs. In Lakhs

Particulars	Associate Company	Key Management Personnel and their relative	Entities on which Key Management Personnel has control	Entities on which relative of Key Management Personnel has Control
	[with 33 (I) above]	[with 33 (II) and (III) above]	[with 33 (IV) above]	
Miscellaneous Expenses (Travelling and others)	NIL (0.22)			
<b>Loans and Advances - Unsecured :</b>				
Loan from Directors –Received				
Yogesh Kothari		2,250.00 (750.00)		
Others		327.00 (107.00)	NIL (145.00)	
Loan from Directors – Repaid				
Yogesh Kothari		800.00 (750.00)		
Others		296.50 (93.00)		
Unsecured Loans- Paid			NIL (145.00)	NIL (NIL)
<b>Interest Expenses :</b>				
On Loans from Directors				
Yogesh Kothari		96.62 (26.63)		
Others		6.60 (4.58)		
On Unsecured Loans				
Anjyko Investments Private Limited			NIL (1.78)	
Niyoko Trading & Consultancy LLP			NIL (0.85)	
YMK Trading & Consultancy LLP			NIL (0.85)	
SYK Trading & Consultancy LLP			NIL (0.32)	
<b>Directors' Remuneration:</b>				
Yogesh Kothari		607.16 (495.75)		
Kirat Patel		245.19 (210.42)		
Suneet Kothari		239.41 (204.39)		

Particulars	Associate Company	Key Management Personnel and their relative	Entities on which Key Management Personnel has control	Entities on which relative of Key Management Personnel has Control
	[with 33 (I) above]	[with 33 (II) and (III) above]	[with 33 (IV) above]	
Hemendra Kothari				
Sitting Fees		<b>0.72</b> (0.72)		
Commission		<b>17.81</b> (15.04)		
<b>Outstanding Balance As At March 31, 2019</b>				
Loans From Directors				
Yogesh Kothari		<b>1,450.00</b> (NIL)		
Others		<b>97.00</b> (66.50)		
Investments				
Non-Current Investments	<b>144.11</b> (144.11)			

### 34. LEASES

#### 34.1 Where the Company is a Lessee:

The Company has taken residential, office and godown premises under operating lease on leave and licence agreement. These are generally cancellable and range between 11 months and five years under leave and licence, or longer for other leases and are renewable by mutual consent on mutually agreeable terms.

Lease/Rent payments are recognised in the Statement of Profit and Loss as 'Rent' under 'Other Expenses' in Note 25.

Rs. In Lakhs

Particulars	As at March 31, 2019	As at March 31, 2018
<b>Future minimum lease rental payable is as under:</b>		
Within 1 year	<b>25.72</b>	27.57
After 1 year but before 5 years	<b>60.00</b>	78.00
After 5 years	-	-

Land taken on lease has been amortized over the respective lease period and Rs. 31.07 lakhs (Previous Year Rs. 15.26 lakhs) has been amortized during the year.

### 35. EARNINGS PER SHARE

EPS is calculated by dividing the profit attributable to the equity shareholders by the weighted average number of equity shares outstanding during the year. Numbers used for calculating basic and diluted earnings per equity share are as stated below.

Rs. In Lakhs

Particulars	For the Year ended March 31, 2019	For the Year ended March 31, 2018
<b>Numerator for Basic Earnings per Share</b>		
Net Profit after Tax for the year before Preference Dividend	8,374.45	6,428.90
Net Profit after Tax for the year (a)	8,374.45	6,428.90
<b>Denominator for Basic Earnings per Share</b>		
Weighted Average Number of Shares (b)	20,396,392	20,396,392
Basic Earnings per Share [(a) / (b)] (In Rs)	41.06	31.52
Face value per Share (In Rs)	5.00	5.00

Rs. In Lakhs

Particulars	For the Year ended March 31, 2019	For the Year ended March 31, 2018
<b>Numerator for Diluted Earnings per Share</b>		
Net Profit after Tax for the year before Preference Dividend	8,374.45	6,428.90
Net Profit after Tax for the year (a)	8,374.45	6,428.90
<b>Denominator for Diluted Earnings per Share</b>		
Weighted Average Number of Shares (b)	20,396,392	20,396,392
Stock Options granted- [c]	54,621	-
<b>Diluted Earnings per Share [(a) / (b+c)] (In Rs)</b>	40.95	31.52
Face value per Share (In Rs)	5.00	5.00

### 36. PROPOSED DIVIDEND

Rs. In Lakhs

Particulars	As at March 31, 2019	As at March 31, 2018
Proposed Dividend	1,631.71	1,427.75
Tax on Proposed Dividend	335.48	290.66

### 37. CONSUMPTION OF IMPORTED/INDIGENOUS MATERIALS

Rs. In Lakhs

Particulars	For the Year ended March 31, 2019		For the Year ended March 31, 2018	
	Percentage	Value	Percentage	Value
<b>Raw Materials</b>				
Imported	22.13%	10,118.12	29.96%	9,134.00
Indigenous	77.87%	35,604.82	70.04%	21,349.35
<b>TOTAL</b>	100.00%	45,722.94	100.00%	30,483.35
<b>Stores and Spares</b>				
Imported	7.35%	87.59	1.40%	13.11
Indigenous	92.65%	1,104.20	98.60%	925.15
<b>TOTAL</b>	100.00%	1,191.79	100.00%	938.26

Rs. In Lakhs

Particulars	For the Year ended March 31, 2019	For the Year ended March 31, 2018
<b>38. VALUE OF IMPORTS CALCULATED ON C.I.F. BASIS</b>		
Raw Materials	8,097.92	6,215.47
Stores and Spares	8.16	12.31
Capital Goods	72.75	498.50
<b>TOTAL</b>	<b>8,178.83</b>	<b>6,726.28</b>
<b>39 EXPENDITURE IN FOREIGN CURRENCY</b>		
<b>i. Interest</b>		
Term Loan	448.07	374.96
Less : Capitalised	-	146.27
	<b>448.07</b>	228.69
Buyer's Credit	-	27.46
Others	111.63	42.95
<b>ii. Other Finance Charges</b>	<b>13.44</b>	7.38
Less : Capitalised	-	-
	<b>13.44</b>	7.38
<b>iii. Other Expenses</b>		
Commission on Sales	81.66	48.24
Professional Charges	30.77	46.90
Miscellaneous Expenses	33.63	-
Freight Outward	5.62	-
<b>TOTAL</b>	<b>724.82</b>	<b>401.62</b>
<b>40 EARNINGS IN FOREIGN CURRENCY</b>		
Export of Goods at F.O.B. value	14,715.39	10,908.73
Other Income	22.36	-
<b>TOTAL</b>	<b>14,737.75</b>	<b>10,908.73</b>

**41 INCOME TAXES**

- a. A reconciliation of the tax expense to the amount computed by applying the statutory income tax rate to the profit before taxes is summarized below:

Rs. In Lakhs

Particulars	For the Year ended March 31, 2019	For the Year ended March 31, 2018
Accounting Profit Before Tax	13,019.48	9,577.36
Tax rate - Corporate Tax	34.94%	34.61%
- Capital Gains Tax	-	-
Expected income tax expense	4,549.01	3,314.53
Tax effect of non-taxable income (Capital Gain On Fair Valuation Of Land)	-	5.87
Tax Effect of Items Disallowed/Allowed	98.45	105.42
Effect of ICDS	13.40	2.04
Tax Effect on Depreciation	(975.38)	(937.86)
Research & Development expenses allowable u/s 35 (2AB) of The Income Tax Act, 1961	(65.67)	(144.23)
Total Income Tax Expense	3,619.81	2,345.77

**b. Significant component of Deferred Tax Assets and Liabilities for the year ended March 31, 2019**

Rs. In Lakhs

Particulars	As At April 1, 2018	Deferred tax expense/ (income recognized in profit and loss)	Deferred tax expense/ (income recognized in OCI)	As At March 31, 2019
<b>Deferred Tax Assets</b>				
Provision for Doubtful Advances	7.41	(7.41)	-	-
Provision for Gratuity	83.46	124.72	-	<b>208.18</b>
Provision for Leave Encashment	89.87	6.49	-	<b>96.36</b>
Provision for Bonus	3.54	5.42	-	<b>8.96</b>
Others	86.85	31.76	-	<b>118.62</b>
<b>Sub total</b>	<b>271.13</b>	<b>160.98</b>	<b>-</b>	<b>432.12</b>
<b>Deferred Tax Liabilities</b>				
Tangible and Intangible Assets	4,319.54	1,178.89	-	<b>5,498.43</b>
<b>Sub total</b>	<b>4,319.54</b>	<b>1,178.89</b>	<b>-</b>	<b>5,498.43</b>
<b>Net Deferred Tax Liability</b>	<b>4,048.40</b>	<b>1,017.91</b>	<b>-</b>	<b>5,066.31</b>

**c. Significant component of Deferred Tax Assets and Liabilities for the year ended March 31, 2018**

Rs. In Lakhs

Particulars	As At April 1, 2017	Deferred tax expense/ (income recognized in profit and loss)	Deferred tax expense/ (income recognized in OCI)	As At March 31, 2018
<b>Deferred Tax Assets</b>				
Provision for Doubtful Debt	36.40	(28.99)		7.41
Provision for Doubtful Advances	58.77	24.69	-	83.46
Provision for Gratuity	78.49	11.38	-	89.87
Provision for Leave Encashment	33.81	(30.27)	-	3.54
Provision for Bonus	(1.47)	88.32	-	86.85
<b>Sub total</b>	<b>206.00</b>	<b>65.13</b>	<b>-</b>	<b>271.13</b>
<b>Deferred Tax Liabilities</b>				
Tangible and Intangible Assets	3,478.43	841.11	-	4,319.54
<b>Sub total</b>	<b>3,478.43</b>	<b>841.11</b>	<b>-</b>	<b>4,319.54</b>
<b>Net Deferred Tax Liability</b>	<b>3,272.43</b>	<b>775.98</b>	<b>-</b>	<b>4,048.40</b>

## 42. FINANCIAL AND OTHER DERIVATIVE INSTRUMENTS

Refer Note 1 (m), (n) and (o) for accounting policies on Financial Instruments.

### 42.1 Capital Management

The Company manages its capital to ensure that it will be able to continue as a Going Concern while maximising the return to stakeholders through optimisation of the Debt and Equity Balance.

The gearing ratio at the end of the reporting period

Particulars	Rs. In Lakhs	
	As At March 31, 2019	As At March 31, 2018
A. Debt	16,954.29	19,120.69
B. Cash and Bank Balance	2,017.43	322.60
C. Net Debt (A-B)	14,936.86	18,798.09
D. Total Equity	36,499.31	29,715.35
E. Net Debt to equity ratio (C/D)	0.41 times	0.63 times

The Company is subject to externally imposed capital requirements as part of its debt covenants such as maintaining a Total Debt to EBIDTA ratio of 1.01 times, a Debt Service Coverage ratio of 4.53 times and a Total Debt to Tangible Net Worth ratio of 0.46 times.

The Company manages its capital structure and makes adjustments to it in light of changes in economic conditions and the requirements of the financial covenants. The Company monitors capital by computing the above ratios on an annual basis and ensuring that the same is in Compliance with the requirements of the Financial Covenants.

### Total Debt to EBIDTA ratio at the end of the reporting period

Particulars	Rs. In Lakhs	
	As At March 31, 2019	As At March 31, 2018
A. Total Debt	16,954.29	19,120.69
B. EBIDTA	16,829.82	11,959.45
<b>Total Debts to EBIDTA (A/B)</b>	<b>1.01 times</b>	<b>1.60 times</b>

### Total Debt service coverage ratio at the end of the reporting period

Particulars	Rs. In Lakhs	
	As At March 31, 2019	As At March 31, 2018
A. EBIDTA	16,829.81	11,959.45
B. Interest	1,476.66	814.99
C. Loan Repayment	2,237.33	1,814.57
D. Total Interest and Loan Repayment (B+C)	3,713.99	2,629.56
E. Debts Service Coverage Ratio (A/D)	4.53 times	4.55 times

Note: Interest cost for year ended March 31, 2018 is net of capitalization Rs. 479.79 lakhs.

### Other Significant Ratios

Particulars	As At March 31, 2019	As At March 31, 2018
A. Debtors Turnover Ratio (No. of Days)	58.46	66.30
B. Inventory Turnover Ratio (No. of Days Production)	54.57	77.50
C. Current Ratio	1.58 times	1.74 times
D. Interest Coverage Ratio	9.82 times	12.75 times

**Total Debt to Tangible Net worth ratio at the end of the reporting period**

Rs. In Lakhs

Particulars	As At March 31, 2019	As At March 31, 2018
A. Total Debt	<b>16,954.29</b>	19,120.69
B. Tangible Networth	<b>36,499.31</b>	29,715.35
C. Total Debt to Tangible Net Worth (A/B)	<b>0.46 times</b>	0.64 times

**42.2 Financial instruments by category**

Rs. In Lakhs

Particulars	As At March 31, 2019				
	FVTPL	FVOCI	Amortised cost	Carrying value	Fair value
<b>Financial Assets</b>					
Investment	-	-	144.11	144.11	-
Trade Receivables	-	-	15,263.39	15,263.39	-
Cash and Cash Equivalents	-	-	2,017.43	2,017.43	-
Deposits	-	-	274.24	274.24	-
Loans	-	-	65.28	65.28	-
Derivative Asset	181.95	-	-	-	181.95
Other Financial Assets	-	-	18.99	18.99	-
<b>TOTAL</b>	<b>181.95</b>	<b>-</b>	<b>17,783.44</b>	<b>17,783.44</b>	<b>181.95</b>
<b>Financial Liabilities</b>					
Borrowings	-	-	12,960.06	12,960.06	-
Trade Payables	-	-	12,399.02	12,399.02	-
Derivative Liability	1.79	109.12	-	-	110.90
Other Financial Liabilities	-	-	6,184.50	6,184.50	-
<b>TOTAL</b>	<b>1.79</b>	<b>109.12</b>	<b>31,543.58</b>	<b>31,543.58</b>	<b>110.90</b>

**42.2 Financial instruments by category**

Rs. In Lakhs

Particulars	As At March 31, 2018				
	FVTPL	FVOCI	Amortised cost	Carrying value	Fair value
<b>Financial Assets</b>					
Investment	-	-	144.11	144.11	-
Trade Receivables	-	-	12,377.56	12,377.56	-
Cash and Cash Equivalents	-	-	322.60	322.60	-
Deposits	-	-	260.78	260.78	-
Loans	-	-	58.74	58.74	-
Derivative Asset	21.91	-	-	-	21.91
Other Financial Assets	-	-	19.60	19.60	-
<b>TOTAL</b>	<b>21.91</b>	<b>-</b>	<b>13,183.39</b>	<b>13,183.39</b>	<b>21.91</b>
<b>Financial Liabilities</b>					
Borrowings	-	-	15,096.38	15,096.38	-
Trade Payables	-	-	6,717.94	6,717.94	-
Derivative Liability	653.65	5.87	-	-	659.52
Other Financial Liabilities	-	-	6,397.04	6,397.04	-
<b>TOTAL</b>	<b>653.65</b>	<b>5.87</b>	<b>28,211.36</b>	<b>28,211.36</b>	<b>659.52</b>

**i) Fair value hierarchy**

The fair value of financial instruments as referred to in note above have been classified into three categories depending on the inputs used in the valuation technique. An explanation of each level follows underneath the table.

Rs. In Lakhs

<b>Financial assets and liabilities measured at fair value -recurring fair value measurements</b>	<b>Notes</b>	<b>Level 1</b>	<b>Level 2</b>	<b>Level 3</b>	<b>Total</b>
Derivatives designated as hedges:					
Derivative Assets:					
March 31, 2019	(i)	-	-	181.95	<b>181.95</b>
March 31, 2018	(ii)	-	-	21.91	<b>21.91</b>
<b>Financial assets and liabilities measured at fair value -recurring fair value measurements</b>					
Derivatives designated as hedges:					
Derivative Liability:					
March 31, 2019	(i)	-	-	110.90	<b>110.90</b>
March 31, 2018	(ii)	-	-	659.52	<b>659.52</b>

Level 1: Level 1 hierarchy includes financial instruments measured using quoted prices.

Level 2: The fair value of financial instruments that are not traded in an active market is determined using valuation techniques which maximise the use of observable market data and rely as little as possible on entity-specific estimates. If all significant inputs required to determine fair value of an instrument are observable, the instrument is included in Level 2.

Level 3: If one or more of the significant inputs is not based on observable market data, the instrument is included in level 3.

**ii) Valuation technique used to determine fair value**

Specific valuation techniques used to value financial instruments include:

- The fair value of forward foreign exchange contracts is determined using forward exchange rates at the Balance Sheet date
- The fair value of receivables is considered to be the same as its carrying value due to short term nature.

**iii) Valuation process**

The finance department of the Company includes a team that performs the valuations of assets and liabilities required for financial reporting purposes, including level 3 fair values.

**iv) Fair value of financial assets and liabilities measured at amortised cost**

The carrying amounts of trade receivables, security deposits, cash and cash equivalents, interest accrued on fixed deposits, trade payables and borrowings are considered to be the same as their fair values, due to their short-term nature. The non-current borrowings are at market interest rate and are assumed to be equivalent to its fair value.

**42.3 Financial Risk Management Policies and Objectives:**

The Company, in the course of its business, is exposed to a variety of financial risks, viz. market risk, credit risk and liquidity risk, which can adversely impact the financial performance. The Company's endeavor is to foresee the unpredictability of financial markets and seek to minimize potential adverse effects on its financial performance. The Company has a risk management policy that not only covers the foreign exchange risk but also other risks such as interest rate risk and credit risk which are associated with financial assets and liabilities. The risk management policy of the Company is approved by its board of directors. The risk management framework focuses on actively securing the Company's short to medium term cash flows by minimizing the exposure to financial markets.

Presented below is a description of our risks (market risk, credit risk and liquidity risk) together with a sensitivity analysis, performed annually, of each of these risks, based on selected changes in market rates and prices. These analysis reflect the management's view of changes which are reasonably possible to occur over a one year period.

**Market risk**

Market risk is the risk of any loss in future earnings, in realizable fair values or in future cash flows that may result from a change in the price of a financial instrument. The value of a financial instrument may change as a result of changes in the interest rates, foreign currency exchange rates, equity price fluctuations, liquidity and other market changes. Future specific market movements cannot be normally predicted with reasonable accuracy.



### Foreign currency exchange rate risk:

The fluctuation in foreign currency exchange rates may have a potential impact on the Standalone Statement of Profit and Loss and Equity. This arises from transactions entered into in foreign currency and assets/liabilities which are denominated in a currency other than the functional currency of the Company.

A majority of the Company's foreign currency transactions are denominated in US Dollars. Other foreign currency transactions entered into by the Company are in EURO. However, the size of these transactions is relatively small in comparison to the US dollar transactions. Thus, the foreign currency sensitivity analysis has only been performed in relation to the US Dollar (USD).

The Company evaluates the impact of foreign exchange rate fluctuations by assessing its exposure to exchange rate risks. Further, in accordance with its risk management policy, the Company hedges its risks by using derivative financial instruments. The use of these instruments facilitates the management of transactional exposures to exchange rate fluctuations because the gains or losses incurred on the derivative instruments will offset, in whole or in part, losses or gains on the underlying foreign currency exposure.

### Details of foreign currency exposure at the end of the reporting period are as follows:

- a. Derivative Contracts entered into by the Company are for hedging foreign currency risks. The following contracts have remained outstanding:

Particulars	Foreign Currency	As at March 31, 2019		As at March 31, 2018	
		Amount In Foreign currency	Amount in Indian Rupees	Amount In Foreign currency	Amount in Indian Rupees
Forward Contracts for					
Forward Contracts for firm commitment for Export Trade	USD	21.30	1,451.60	20.63	1,356.04
	EURO	2.30	175.56	2.47	200.59
Forward Contracts for firm commitment for Import Trade	USD	59.38	4,166.48	2.75	180.60
	EURO	-	-	-	-
Cross currency and Interest Rate Swap for					
ECB Loans	USD	161.17	11,309.07	205.00	13,546.40
Interest on ECB payable	USD	1.06	71.37	1.10	73.46

As required by the Guidance Note on Derivatives, the amounts reflected herein above are disclosed based on : For March 31, 2019 at fair value and For March 31, 2018 at fair value.

- b. Exposures in Foreign Currency:

Amount In Lakhs							
Particulars	Foreign Currency	As at March 31, 2019			As at March 31, 2018		
		Exchange Rate	Amount In Foreign currency	Amount in Indian Rupees	Exchange Rate	Amount In Foreign currency	Amount in Indian Rupees
I. Assets							
Trade Receivables	USD	68.15	35.46	2,409.97	64.26	29.15	1,870.88
	EURO	76.33	4.19	318.69	79.04	5.06	400.08
Hedged by Derivative	USD	68.15	21.30	1,451.60	64.26	20.63	1,325.68
Contracts	EURO	76.33	2.30	175.56	79.04	2.47	195.23
Unhedged Receivables	USD	68.15	14.16	958.37	64.26	8.52	545.20
	EURO	76.33	1.89	143.13	79.04	2.59	204.85

Amount In Lakhs

Particulars	Foreign Currency	As at March 31, 2019			As at March 31, 2018		
		Exchange Rate	Amount In Foreign currency	Amount in Indian Rupees	Exchange Rate	Amount In Foreign currency	Amount in Indian Rupees
II. Liabilities							
Trade Payables	USD	70.17	60.17	4,222.08	66.08	0.13	8.94
	EURO	78.95	0.05	3.55	-	-	-
Buyers' Credit	USD	-	-	-	-	-	-
Borrowings (ECB and Others)	USD	70.17	161.17	11,309.07	66.08	205.00	13,546.40
Packing Credit in Foreign	USD	70.17	37.54	2,634.38	66.08	36.39	2,404.92
Currency	EURO	78.95	9.33	736.38	81.66	3.32	270.84
Balance with Bank	USD	68.15	2.63	179.18	64.26	0.86	55.36
Export Commission	USD	70.17	0.29	20.56	66.08	0.20	13.06
Payable	EURO	78.95	0.04	2.95	81.66	0.02	1.57
Total Payables	USD	70.15	261.80	18,365.27	66.08	242.58	16,028.69
	EURO	78.91	9.41	742.88	81.66	3.34	272.42
Hedged by Derivative	USD	70.17	220.28	15,456.74	66.08	205.25	13,562.92
Contracts	EURO	-	-	-	-	-	-
Unhedged Payables	USD	70.17	41.53	2,908.53	66.08	37.33	2,465.77
	EURO	78.95	9.41	742.88	81.66	3.34	272.42

- c. The Company also designates certain hedges, usually for large transactions, as cash flow hedges under hedge accounting, with the objective of shielding the exposure from variability in cash flows. The currency, amount and tenure of such hedges are generally matched to the underlying transaction(s). Changes in the fair value of the effective portion of cash flow hedges are recognized as cash flow hedging reserve in Other Comprehensive Income. While the probability of such hedges becoming ineffective is very low, the ineffective portion, if any, is immediately recognized in the Statement of Profit and Loss. The movement in the cash flow hedging reserve in respect of designated cash flow hedges is summarized below :

Rs. In Lakhs

Particulars	As At March 31, 2019	As At March 31, 2018
<b>Balance at the Beginning of the year</b>	<b>466.56</b>	407.32
Gain/loss arising on changes in the fair value of designated portion of hedging instruments entered into for cash flow hedge:		
- Forward foreign exchange contract	<b>644.66</b>	(274.71)
- Currency Swap	<b>(743.75)</b>	354.79
Gain/loss arising on changes in the fair value of designated portion of hedging instruments reclassified to Profit & loss:		
- Forward foreign exchange contract	<b>2.64</b>	(20.84)
- Currency Swap	-	-
<b>Balance at the end of the year</b>	<b>370.09</b>	466.56

### Foreign Currency Sensitivity Analysis

An appreciation / (depreciation) of 5% in USD rates with respect to INR would result in increase/(decrease) in the Company's net profit before tax for the year ended March 31, 2019 and comparison for the year ended March 31, 2018 is explained below:

Rs. In Lakhs

Particulars	For the year ended March 31, 2019		For the year ended March 31, 2018	
	5%	(-5%)	5%	(-5%)
Trade Receivables	136.83	(136.83)	113.65	(113.65)
Trade Payable	(211.28)	211.28	(27.51)	27.51
Buyer's Credit	-	-	-	-
Forward Cover Exports	83.13	(83.13)	77.83	(77.83)
Forward Cover Imports	(205.59)	205.59	(0.82)	0.82
Others Liabilities	(1.18)	1.18	(0.77)	0.77
	(198.09)	198.09	162.38	(162.38)

### Interest rate risk

Interest rate risk is measured by using the cash flow sensitivity for changes in variable interest rates. Any movement in the reference rates could have an impact on the Company's cash flows as well as costs.

The Company has borrowed through a number of financial instruments such as ECBs and working capital demand loans. The Company is subject to variable interest rates on some of these interest bearing liabilities.

The risk estimates provided assume a parallel shift of 50 basis points interest rate across all yield curves. This calculation also assumes that the change occurs at the balance sheet date and has been calculated based on risk exposures outstanding as at that date. The year end balances are not necessarily representative of the average debt outstanding during the year.

### Interest rate sensitivity

For floating rate liabilities, the analysis is prepared assuming the amount of the liability outstanding at the end of the reporting period was outstanding for the whole year. Based on the composition of net debt, a 50 basis points increase / decrease in interest rates over the 12 months period would increase / decrease the Company's net finance expense explained as below:

Rs. In Lakhs

Particulars	For the year ended March 31, 2019		For the year ended March 31, 2018	
	0.5%	(-0.5%)	0.5%	(-0.5%)
Cash Credit	(2.32)	2.32	(5.08)	5.08
PCFC	(13.87)	13.87	(9.75)	9.75
	(16.19)	16.19	(14.83)	14.83

### Credit risk

Credit risk is the risk of financial loss arising from counterparty failure to repay or service debt according to the contractual terms or obligations. Credit risk encompasses both the direct risk of default and the risk of deterioration of creditworthiness as well as concentration risks.

Financial instruments that are subject to concentration of credit risk, principally consist of Trade Receivables and Loans.

The Company continuously monitors defaults of customers and other counterparties and incorporates this information into its credit risk controls. The Company's policy is to deal only with creditworthy counterparties. The Company management considers that all the Financial Assets that are not impaired for each of the reporting dates under review, are of good credit quality, including those that are past due.

In respect of Receivables other than Trade Receivables, the Company's exposure to any significant credit risk exposure to any single counter party or any groups of counter parties having similar characteristics is considered to be negligible. The credit risk for liquid funds and other short-term Financial Assets is considered negligible, since the counter parties are reputed banks with high quality external credit ratings.

The Company's exposure to credit risk is limited to the carrying amount of Financial Assets recognized at the Balance Sheet date.

The maximum exposure to credit risk for trade and other receivables by geographic region was as follows:

Rs. In Lakhs

Particulars	Carrying amount	
	As At March 31, 2019	As At March 31, 2018
With in India	11,765.64	10,012.87
Other regions	3,497.74	2,364.69
<b>TOTAL</b>	<b>15,263.38</b>	<b>12,377.56</b>

### Liquidity risk

Liquidity risk refers to the risk that the Company cannot meet its financial obligations. The objective of liquidity risk management is to maintain sufficient liquidity and ensure that funds are available for use as per requirements.

The Company has obtained fund and non-fund based working capital lines from various banks. The Company invests its surplus funds in bank fixed deposits which carry no mark to market risk.

The Company maintains the following lines of credit. Rs. 3,508.32 Lakhs Working capital loans that is secured. Interest would be payable at the rate ranging from 4.20% to 9.50%.

The following tables detail the remaining contractual maturities at the end of the reporting period of the Company, which are based on contractual and undiscounted cash flows and the earliest date the Company can be required to pay. The Company manages liquidity risk by maintaining adequate reserves, banking facilities and reserve borrowing facilities, by continuously monitoring forecast and actual cash flows and matching the maturity profiles of financial assets and liabilities.

### Contractual cash flows

Rs. In Lakhs

As At March 31, 2019	Carrying amount	Contractual amount	0-1 year	1-5 years	More than 5 years
<b>Non-derivative financial liabilities</b>					
Loan from Related Parties (Unsecured)					
From Directors	-	1,547.00	1,547.00	-	-
<b>Secured/Unsecured from Bank and FI</b>					
ECB	-	11,309.07	3,461.72	7,847.35	-
Working Capital	-	3,508.32	3,508.32	-	-
Deffered Payment Liabilities	-	240.72	111.35	129.37	-
Trade Payables	-	12,399.02	12,399.02	-	-
Interest Accrued	-	166.88	166.88	-	-
Statutory Dues (withholding taxes etc.)	-	555.29	555.29	-	-
Others	-	2,444.56	2,444.56	-	-
<b>TOTAL</b>		<b>32,170.86</b>	<b>24,194.14</b>	<b>7,976.72</b>	<b>-</b>

**Contractual cash flows**

Rs. In Lakhs

As At March 31, 2018	Carrying amount	Contractual amount	0-1 year	1-5 years	More than 5 years
<b>Non-derivative financial liabilities</b>					
Loan from Related Parties (Unsecured)					
From Directors	-	66.50	66.50	-	-
<b>Secured/Unsecured from Bank and FI</b>					
ECB	-	13,546.40	2,896.51	10,649.89	-
Working Capital	-	4,209.41	4,209.41	-	-
Deferred Payment Liabilities	-	373.49	132.77	240.72	-
Trade Payables	-	6,717.94	6,717.94	-	-
Interest Accrued	-	190.91	190.91	-	-
Statutory Dues (withholding taxes etc.)	-	427.90	427.90	-	-
Others	-	3,176.86	3,176.86	-	-
<b>TOTAL</b>		<b>28,709.41</b>	<b>17,818.80</b>	<b>10,890.61</b>	<b>-</b>

The Company also monitors the level of expected cash inflows on trade and other receivables together with expected cash outflows on trade and other payables

This excludes the potential impact of extreme circumstances that cannot reasonably be predicted, such as natural disasters.

43. Previous Year's figures, wherever necessary, have been regrouped/reclassified to conform to the current year's presentation. Figures in brackets, unless specified, represent previous year's figures.

As per our Report of even date attached

For and on behalf of the Board of Directors

For **N. M. RAIJI & CO.**  
Chartered Accountants  
Firm Registration No. 108296W

**VINAY D. BALSE**  
Partner  
Membership No. 39434  
**Place : MUMBAI**  
**Dated : MAY 21, 2019**

**CHINTAMANI D. THATTE**  
General Manager  
(Secretarial) and  
Company Secretary

**RAHUL MEHTA**  
General Manager-  
Finance and Accounts  
(Chief Financial Officer)

**YOGESH M. KOTHARI**  
Chairman and Managing Director

**KIRAT PATEL**  
Executive Director  
**Place : MUMBAI**  
**Dated : MAY 21, 2019**

## FORM AOC-1

(Pursuant to first proviso to sub-section (3) of section 129 read with Rule 5 of Companies (Accounts) Rules, 2014)

Statement containing salient features of the financial statement of subsidiaries/associate companies

### PART "A": SUBSIDIARIES

NOT APPLICABLE

### PART "B": ASSOCIATES AND JOINT VENTURES

Statement pursuant to section 129(3) of the Companies Act, 2013 related to Associate Companies and Joint Ventures

Rs. In Lakhs

Name of the Associate	Diamines and Chemicals Limited
1 Latest Audited Balance Sheet Date	March 31, 2019
2 Shares of Associate held by the Company on the year end	
Number of shares	2,977,997 equity shares of Rs. 10/- each
Amount of Investment in Associate	144.11
Extent of Holding %	30.44%
3 There is significant influence in the associate due to shareholding	
4 Reason why the associate is not consolidated	NA
5 Net-worth attributable to Shareholding as per latest audited Balance Sheet	1485.78
6 Profit/Loss for the year	
i. Considered in Consolidation	399.73
ii. Not Considered in Consolidation	913.45
Names of associates or joint ventures which are yet to commence operations	NA
Name of associates or joint ventures which have been liquidated or sold during the year	NA

For and on behalf of the Board of Directors

**YOGESH M. KOTHARI**

Chairman and Managing Director

**KIRAT PATEL**

Executive Director

Place : Mumbai

Dated : May 21, 2019

**CHINTAMANI D. THATTE**

General Manager  
(Secretarial) and  
Company Secretary

**RAHUL MEHTA**

General Manager  
Finance and Accounts  
(Chief Financial Officer)

## INDEPENDENT AUDITOR'S REPORT

To The Members of **Alkyl Amines Chemicals Limited**

### Report on the Consolidated Financial Statements

We have audited the accompanying consolidated financial statements of Alkyl Amines Chemicals Limited (hereinafter referred to as "the Company") and its associate, which comprise the Consolidated Balance Sheet as at March 31, 2019, the Consolidated Statement of Profit and Loss (including Other Comprehensive Income), the Consolidated Cash Flow Statement for the year then ended, the Statement of Change in Equity for the year then ended, and a summary of the significant accounting policies and other explanatory information (hereinafter referred to as "The Consolidated Financial Statements").

In our opinion and to the best of our information and according to the explanations given to us, the aforesaid consolidated financial statements give the information required by the Companies Act, 2013 ("the Act") in the manner so required and give a true and fair view in conformity with the Indian Accounting Standards prescribed under section 133 of the Act read with the Companies (Indian Accounting Standards) Rules, 2015, as amended, ("Ind AS") and other accounting principles generally accepted in India, of the state of affairs of the Company as at March 31, 2019, the profit and total comprehensive income, its cash flows and changes in equity for the year ended on that date.

### Basis for Opinion

We conducted our audit of the consolidated financial statements in accordance with the Standards on Auditing specified under section 143(10) of the Act (SAs). Our responsibilities under those Standards are further described in the Auditor's Responsibilities for the Audit of the Consolidated Financial Statements section of our report. We are independent of the Company in accordance with the Code of Ethics issued by the Institute of Chartered Accountants of India (ICAI) together with the independence requirements that are relevant to our audit of the consolidated financial statements under the provisions of the Act and the Rules made thereunder, and we have fulfilled our other ethical responsibilities in accordance with these requirements and the ICAI's Code of Ethics. We believe that the audit evidence we have obtained is sufficient and appropriate to provide a basis for our audit opinion on the consolidated financial statements.

### Key Audit Matters

Key audit matters are those matters that, in our professional judgment, were of most significance in our audit of the consolidated financial statements of the current period. These matters were addressed in the context of our audit of the consolidated financial statements as a whole, and in forming our opinion thereon, and we do not provide a separate opinion on these matters. We have determined the matters described below to be the key audit matters to be communicated in our report.

Sr. No.	Key Audit Matter	Auditor Response
1	<p>Revenue Recognition, presentation and disclosures with respect to Ind AS 115 "Revenue from Contracts with Customers"</p> <p>Revenue from the sale of goods (hereinafter referred to as "Revenue") is recognised when the Company performs its obligation to its customers and the amount of revenue can be measured reliably and recovery of the consideration is probable. The timing of such recognition in case of sale of goods is when the control over the same is transferred to the customer, which is mainly upon delivery and when there are no longer any unfulfilled obligations.</p> <p>The timing of revenue recognition is relevant to the reported performance of the Company. The management considers revenue as a key measure for evaluation of performance. There is a risk of revenue being recorded before control is transferred.</p> <p>Refer to Notes 1(d) to the Consolidated Financial Statements</p>	<p><b>Audit Procedures</b></p> <p>Our audit approach consisted testing of the design and operating effectiveness of the internal controls and substantive testing as follows :</p> <ul style="list-style-type: none"> <li>Evaluated the design of internal controls relating to implementation of the new revenue accounting standard.</li> <li>We performed substantive testing by selecting a sample of contracts, and tested the operating effectiveness of the internal control, relating to revenue recognition. We carried out a combination of procedures involving enquiry and observation, performance and inspection of evidence in respect of operation of these controls.</li> <li>We tested the design, implementation and operating effectiveness of management's general IT controls and key application controls over the Company's IT systems which govern revenue recognition, including access controls, controls over program changes, interfaces between different systems and key manual internal controls over revenue recognition to assess the completeness of the revenue entries being recorded in the general ledger accounting system.</li> </ul>

		<ul style="list-style-type: none"> <li>Testing the effectiveness of such controls over revenue cut off at year-end.</li> <li>Testing the supporting documentation for sales transactions recorded during the period closer to the year end and subsequent to the year end to determine whether revenue was recognised in the correct period.</li> <li>We reviewed the information used to prepare the disclosures relating to the periods over which the controls of the goods will be transferred subsequent to the balance sheet date.</li> </ul>
2	<b>Litigations - Contingencies</b>  The Company has litigations in respect of certain income tax matters. In this regard, the Company has recognised provisions and has disclosed contingent liabilities as at March 31, 2019.  Significant management judgment is required to assess these matters and to determine the probability of material outflow of economic resources and whether a provision should be recognised or a disclosure should be made. Where considered relevant, the management judgement is also supported with legal advice in these cases.  We focused on this area as the ultimate outcome of matters are uncertain and the positions taken by the management are based on the application of judgement, related legal advice including those relating to interpretation of laws and regulations.  Refer to Notes 29 to the Consolidated Financial Statements	<b>Audit Procedures</b> <ul style="list-style-type: none"> <li>We tested the effectiveness of controls around the recording and re-assessment of contingent liabilities;</li> <li>We discussed with management the Status and recent developments of these matters including their views on the likely outcome of each litigation and claim;</li> <li>We performed our assessment on the underlying calculations supporting the provisions recorded or other disclosures made in the consolidated financial statements;</li> <li>We also used auditor's experts to evaluate the management's assessment of these matters and monitored changes in the disputes by reading external legal advice taken by the Company, where relevant, to establish the appropriateness of the provisions / disclosures;</li> <li>We evaluated management's assessment of the matters that are not disclosed, as the probability of material outflow is considered to be remote by the management; and</li> <li>We assessed the adequacy of the Company's disclosures.</li> </ul>

## Other Information

The Company's Board of Directors is responsible for the preparation of the other information. The other information comprises the information included in the Report on Corporate Governance, Shareholder information and Management Discussion and Analysis, Board's Report including Annexures to Board's Report, Business Responsibility Report, Corporate Governance and Shareholder's Information, but does not include the consolidated financial statements, standalone financial statements and our auditor's report thereon.

Our opinion on the consolidated financial statements does not cover the other information and we do not express any form of assurance conclusion thereon.

In connection with our audit of the consolidated financial statements, our responsibility is to read the other information, compare with the financial statements of the associate audited by the other auditors, to the extent it relates to the entity and, and, in doing so, consider whether the other information is materially inconsistent with the consolidated financial statements or our knowledge obtained during the course of our audit or otherwise appears to be materially misstated. Other information so far as it relates to the associate, is traced from its financial statements audited by the other auditor. If, based on the work we have performed, we conclude that there is a material misstatement of this other information, we are required to report that fact. We have nothing to report in this regard.

## Management's Responsibility for the Consolidated Financial Statements

The Company's Board of Directors is responsible for the matters stated in section 134(5) of the Act with respect to the preparation of these consolidated financial statements that give a true and fair view of the financial position, financial performance, total comprehensive income, changes in equity and cash flows of the Company in accordance with the Ind AS and other accounting principles generally accepted in India. This responsibility also includes maintenance of adequate accounting records in accordance with the provisions of the Act for safeguarding the assets of the Company and for preventing and detecting frauds and other irregularities; selection and application of appropriate accounting policies; making judgments and estimates that are reasonable and prudent; and design, implementation and maintenance of adequate internal financial controls, that were operating effectively for ensuring the accuracy and completeness of the accounting records, relevant to the preparation and presentation of the consolidated financial statements that give a true and fair view and are free from material misstatement, whether due to fraud or error.

In preparing the consolidated financial statements, the respective management of the Company and its associate are responsible for assessing the Company's ability to continue as a going concern, disclosing, as applicable, matters related to going concern and



using the going concern basis of accounting unless management either intends to liquidate the Company or to cease operations, or has no realistic alternative but to do so.

The respective Board of Directors of the Companies are responsible for overseeing the Company's and its associate's financial reporting process.

### **Auditor's Responsibility for the Consolidated Financial Statements**

Our objectives are to obtain reasonable assurance about whether the consolidated financial statements as a whole are free from material misstatement, whether due to fraud or error, and to issue an auditor's report that includes our opinion. Reasonable assurance is a high level of assurance, but is not a guarantee that an audit conducted in accordance with SAs will always detect a material misstatement when it exists. Misstatements can arise from fraud or error and are considered material if, individually or in the aggregate, they could reasonably be expected to influence the economic decisions of users taken on the basis of these consolidated financial statements.

As part of an audit in accordance with SAs, we exercise professional judgment and maintain professional skepticism throughout the audit. We also:

- Identify and assess the risks of material misstatement of the consolidated financial statements, whether due to fraud or error, design and perform audit procedures responsive to those risks, and obtain audit evidence that is sufficient and appropriate to provide a basis for our opinion. The risk of not detecting a material misstatement resulting from fraud is higher than for one resulting from error, as fraud may involve collusion, forgery, intentional omissions, misrepresentations, or the override of internal control.
- Obtain an understanding of internal financial controls relevant to the audit in order to design audit procedures that are appropriate in the circumstances. Under section 143(3)(i) of the Act, we are also responsible for expressing our opinion on whether the Company has adequate internal financial controls system in place and the operating effectiveness of such controls.
- Evaluate the appropriateness of accounting policies used and the reasonableness of accounting estimates and related disclosures made by management.
- Conclude on the appropriateness of management's use of the going concern basis of accounting and, based on the audit evidence obtained, whether a material uncertainty exists related to events or conditions that may cast significant doubt on the Company's ability to continue as a going concern. If we conclude that a material uncertainty exists, we are required to draw attention in our auditor's report to the related disclosures in the consolidated financial statements or, if such disclosures are inadequate, to modify our opinion. Our conclusions are based on the audit evidence obtained up to the date of our auditor's report. However, future events or conditions may cause the Company to cease to continue as a going concern.
- Evaluate the overall presentation, structure and content of the consolidated financial statements, including the disclosures, and whether the consolidated financial statements represent the underlying transactions and events in a manner that achieves fair presentation.

Materiality is the magnitude of misstatements in the consolidated financial statements that, individually or in aggregate, makes it probable that the economic decisions of a reasonably knowledgeable user of the financial statements may be influenced. We consider quantitative materiality and qualitative factors in (i) planning the scope of our audit work and in evaluating the results of our work; and (ii) to evaluate the effect of any identified misstatements in the financial statements.

We communicate with those charged with governance regarding, among other matters, the planned scope and timing of the audit and significant audit findings, including any significant deficiencies in internal control that we identify during our audit.

We also provide those charged with governance with a statement that we have complied with relevant ethical requirements regarding independence, and to communicate with them all relationships and other matters that may reasonably be thought to bear on our independence, and where applicable, related safeguards.

From the matters communicated with those charged with governance, we determine those matters that were of most significance in the audit of the consolidated financial statements of the current period and are therefore the key audit matters. We describe these matters in our auditor's report unless law or regulation precludes public disclosure about the matter or when, in extremely rare circumstances, we determine that a matter should not be communicated in our report because the adverse consequences of doing so would reasonably be expected to outweigh the public interest benefits of such communication.

### **Other Matter**

We did not audit the financial statements of the associate, whose financial statements reflect total profit after tax of Rs. 1,313.18 lakhs for the year ended on that date, as considered in the Consolidated Financial Statements. These financial statements have been audited by the other auditor whose report has been furnished to us by the Management and our opinion on the Consolidated Financial Statements, in so far as it relates to the amounts and disclosure included in respect of this associate, and our report in terms of sub-sections (3) and (11) of Section 143 of the Act, in so far as it relates to the aforesaid associate, is based solely on the reports of the other auditors.

Our Opinion on the Consolidated Financial Statements, and our report on Other Legal and Regulatory Requirements below, is not modified in respect of the above matter with respect to our reliance on the work done and the report of the other auditor.

**Report on Other Legal and Regulatory Requirements**

As required by Section 143(3) of the Act, based on our audit and on the consideration of the reports of the other auditors on the separate financial statements of the associate referred to in the Other Matters section above we report, to the extent applicable that:

- (a) We have sought and obtained all the information and explanations which to the best of our knowledge and belief were necessary for the purpose of our audit of the aforesaid Consolidated Financial Statements.
- (b) In our opinion, proper books of account as required by law have been kept by the Company, so far as it appears from the examination of those books, returns and the reports of the other auditors.
- (c) The Consolidated Balance Sheet, the Consolidated Statement of Profit and Loss including Other Comprehensive Income, and the Consolidated Cash Flow Statement and Consolidated Statement of Change in Equity dealt with by this report are in agreement with the relevant financial statements adopted and related working statements maintained for the purpose of preparation of the Consolidated Financial Statements.
- (d) In our opinion, the aforesaid consolidated financial statements comply with the Indian Accounting Standards specified under Section 133 of the Act, as applicable.
- (e) On the basis of the written representations received from the directors of the Company as on March 31, 2019, taken on record by the Board of Directors of the Company, and reports of the auditor of its associate, none of the directors in the Company is disqualified as on March 31, 2019, from being appointed as a director, in terms of Section 164(2) of the Act.
- (f) With respect to the adequacy of the internal financial controls over financial reporting of the Company and the operating effectiveness of such controls, refer to our separate report in "Annexure A" which is based on the auditors' reports of the associate companies and joint venture companies incorporated in India. Our report expresses an unmodified opinion on the adequacy and operating effectiveness of internal financial controls over financial reporting of those companies.
- (g) With respect to the other matters to be included in the Auditors' Report in accordance with Rule 11 of the Companies (Audit and Auditors) Rules, 2014, in our opinion and to the best of our information and according to the explanations given to us and based on reports of the auditor of its associate:
  - i. the Consolidated Financial Statements disclose the impact, if any, of pending litigations on the consolidated financial position of the Company – Refer Note 29 to the Consolidated Financial Statements;
  - ii. The Company and its associate did not have any material foreseeable losses on long-term contracts including derivative contracts;
  - iii. there has been no delay in transferring amounts, required to be transferred to the Investor Education and Protection Fund by the Company.
- (h) With respect to the matter to be included in the Auditor's Report under section 197(16):

In our opinion and according to the information and explanations given to us, the remuneration paid by the Company to its directors during the current year is in accordance with the provisions of section 197 of the Act.

**For N. M. Raiji & Co.**  
Chartered Accountants  
Firm's Registration Number: 108296W

**Vinay D. Balse**  
Partner  
Membership Number: 39434

Place: Mumbai

Date: May 21, 2019

**ANNEXURE A**  
**TO THE INDEPENDENT AUDITORS' REPORT OF EVEN DATE ON THE**  
**CONSOLIDATED FINANCIAL STATEMENTS OF ALKYL AMINES CHEMICALS LIMITED**

(Referred to in Paragraph 1 point (f) under the heading of  
"Report on Other Legal and Regulatory Requirements" of our report of even date)

**Report on the Internal Financial Controls under Clause (i) of Sub-section 3 of Section 143 of the Companies Act, 2013 ("the Act")**

We have audited the internal financial controls over financial reporting of Alkyl Amines Chemicals Limited (hereinafter referred to as "the Company") and its associate, as of March 31, 2019, in conjunction with our audit of the Consolidated Financial Statements of the Company for the year ended on that date.

**Management's Responsibility for Internal Financial Controls**

The respective management of the Company and its associate companies are responsible for establishing and maintaining internal financial controls based on the internal control over financial reporting criteria established by the Company considering the essential components of internal control stated in the Guidance Note on Audit of Internal Financial Controls over Financial Reporting (the "Guidance Note") issued by the Institute of Chartered Accountants of India. These responsibilities include the design, implementation and maintenance of adequate internal financial controls that were operating effectively for ensuring the orderly and efficient conduct of its business, including adherence to company's policies, the safeguarding of its assets, the prevention and detection of frauds and errors, the accuracy and completeness of the accounting records, and the timely preparation of reliable financial information, as required under the Companies Act, 2013.

**Auditors' Responsibility**

Our responsibility is to express an opinion on the Company's internal financial controls over financial reporting based on our audit. We have conducted our audit in accordance with the Guidance Note and the Standards on Auditing, issued by ICAI and deemed to be prescribed under Section 143(10) of the Companies Act, 2013, to the extent applicable to an audit of internal financial controls, both applicable to an audit of Internal Financial Controls and, both issued by ICAI. Those Standards and the Guidance Note require that we comply with ethical requirements and plan and perform the audit to obtain reasonable assurance about whether adequate internal financial controls over financial reporting was established and maintained and if such controls operated effectively in all material respects.

Our audit involves performing procedures to obtain audit evidence about the adequacy of the internal financial controls system over financial reporting and their operating effectiveness. Our audit of internal financial controls over financial reporting included obtaining an understanding of internal financial controls over financial reporting, assessing the risk that a material weakness exists, and testing and evaluating the design and operating effectiveness of internal control based on the assessed risk. The procedures selected depend on the auditor's judgement, including the assessment of the risks of material misstatement of the financial statements, whether due to fraud or error.

We believe that the audit evidence we have obtained is sufficient and appropriate to provide a basis for our audit opinion on the Company's internal financial controls system over financial reporting.

**Meaning of Internal Financial Controls over Financial Reporting**

A company's internal financial control over financial reporting is a process designed to provide reasonable assurance regarding the reliability of financial reporting and the preparation of financial statements for external purposes in accordance with generally accepted accounting principles. A company's internal financial control over financial reporting includes those policies and procedures that (1) pertain to the maintenance of records that, in reasonable detail, accurately and fairly reflect the transactions and dispositions of the assets of the company; (2) provide reasonable assurance that transactions are recorded as necessary to permit preparation of financial statements in accordance with generally accepted accounting principles, and that receipts and expenditures of the company are being made only in accordance with authorisations of management and directors of the company; and (3) provide reasonable assurance regarding prevention or timely detection of unauthorised acquisition, use, or disposition of the company's assets that could have a material effect on the financial statements.

**Inherent Limitations of Internal Financial Controls over Financial Reporting**

Because of the inherent limitations of internal financial controls over financial reporting, including the possibility of collusion or improper management override of controls, material misstatements due to error or fraud may occur and not be detected. Also, projections of any evaluation of the internal financial controls over financial reporting to future periods are subject to the risk that the internal financial control over financial reporting may become inadequate because of changes in conditions, or that the degree of compliance with the policies or procedures may deteriorate.

**Opinion**

In our opinion, the Company and its associate company have, in all material respects, an adequate internal financial controls system over financial reporting and such internal financial controls over financial reporting were operating effectively as at March 31, 2019, based on the internal control over financial reporting criteria established by the Company considering the essential components of internal control stated in the Guidance Note on Audit of Internal Financial Controls Over Financial Reporting issued by the Institute of Chartered Accountants of India.

**For N.M.Raiji and Co.**

Chartered Accountants

Firm's Registration Number: 108296W

**Vinay D. Balse**

Partner

Membership Number: 39434

Place: Mumbai

Dated: May 21, 2019

## CONSOLIDATED BALANCE SHEET AS AT MARCH 31, 2019

Rs. in Lakhs

Particulars	Note	As At March 31, 2019	As At March 31, 2018
<b>ASSETS</b>			
<b>Non-current Assets</b>			
(a) Property, Plant and Equipment	3	37,551.58	35,430.88
(b) Capital Work-In-Progress	3	4,315.18	1,840.47
(c) Intangible Assets	3	91.16	85.78
(d) Intangible Assets under development	3	-	-
(e) Financial Assets			
i) Investments	4	1,552.50	1,330.92
ii) Loans	5A	45.55	40.35
iii) Other Financial Assets	5B	397.03	280.68
(g) Non-Current Tax Asset (Net)	6C	356.97	342.55
(h) Other Non-Current Assets	6A	858.14	1,703.27
		<b>45,168.12</b>	<b>41,054.90</b>
<b>Current Assets</b>			
(a) Inventories	7	10,569.29	8,518.11
(b) Financial Assets			
i) Trade Receivables	8	15,263.39	12,377.56
ii) Cash and Cash Equivalents	9	1,933.91	223.42
iii) Other Bank Balances	9A	83.52	99.18
iv) Loans	5C	19.72	14.04
v) Other Financial Assets	5D	91.22	25.98
(c) Other Current Assets	6B	3,131.43	2,578.49
		<b>31,092.48</b>	<b>23,836.78</b>
		<b>76,260.60</b>	<b>64,891.68</b>
<b>TOTAL ASSETS</b>			
<b>EQUITY AND LIABILITIES</b>			
<b>EQUITY</b>			
(a) Equity Share Capital	10	1,020.60	1,020.60
(b) Other Equity	11	36,887.11	29,881.56
		<b>37,907.71</b>	<b>30,902.16</b>
<b>LIABILITIES</b>			
<b>Non-Current Liabilities</b>			
(a) Financial Liabilities			
(i) Long Term Borrowings			
- Secured Borrowings	12A	7,775.37	10,579.75
- Unsecured Borrowings	12B	129.37	240.72
(ii) Other Financial Liabilities	12E	1.79	653.65
(b) Deferred Tax Liabilities (Net)	13	5,066.31	4,048.40
(c) Provisions	16A	186.30	171.49
(d) Liabilities for Tax (Net)	18	419.38	341.38
		<b>13,578.52</b>	<b>16,035.39</b>
<b>Current Liabilities</b>			
(a) Financial Liabilities			
(i) Short Term Borrowings			
- Secured Borrowings	12C	3,508.32	4,209.41
- Unsecured Borrowings	12D	1,547.00	66.50
(ii) Trade Payables	14		
Total outstanding dues of Micro Enterprises and Small Enterprises		58.88	65.47
Total outstanding dues of creditors other than Micro Enterprises and Small Enterprises		12,340.14	6,652.47
(iii) Other Financial Liabilities	15	6,293.63	6,402.92
(b) Provisions	16B	466.11	329.35
(c) Other Current Liabilities	17	560.29	228.01
		<b>24,774.37</b>	<b>17,954.13</b>
		<b>76,260.60</b>	<b>64,891.68</b>
<b>TOTAL EQUITY AND LIABILITIES</b>			
<b>Notes (Including Significant Accounting Policies and Critical Judgements, Estimates and Assumptions) forming part of the Financial Statements</b>			

As per our Report of even date attached

For and on behalf of the Board of Directors

For N. M. RAIJI & CO.  
Chartered Accountants  
Firm Registration No. 108296W

VINAY D. BALSE  
Partner  
Membership No. 39434  
Place : MUMBAI  
Dated : MAY 21, 2019

CHINTAMANI D. THATTE  
General Manager  
(Secretarial) and  
Company Secretary

RAHUL MEHTA  
General Manager-  
Finance and Accounts  
(Chief Financial Officer)

YOGESH M. KOTHARI  
Chairman and Managing Director

KIRAT PATEL  
Executive Director

Place : MUMBAI  
Dated : MAY 21, 2019

## CONSOLIDATED STATEMENT OF PROFIT AND LOSS FOR THE YEAR ENDED MARCH 31, 2019

Rs. in Lakhs

	Note	For the Year ended March 31, 2019	For the Year ended March 31, 2018
<b>I</b> Revenue from Operations	19	<b>84,640.09</b>	62,482.67
<b>II</b> Other Income	20	<b>230.96</b>	271.03
<b>III Total Income (I + II)</b>		<b>84,871.05</b>	62,753.70
<b>IV EXPENSES</b>			
(a) Cost of Materials Consumed	21	<b>48,135.72</b>	32,382.90
(b) Changes in Inventories of Finished Goods and Work-In-Progress	22	<b>(2,089.41)</b>	1,041.27
(c) Excise duty on sales		-	865.32
(d) Employee Benefits Expense	23	<b>5,277.90</b>	4,198.97
(e) Finance Costs	24	<b>1,476.66</b>	814.99
(f) Depreciation and Amortisation Expense	3	<b>2,333.68</b>	1,567.10
(g) Impairments of Property, Plant and Equipment	3	-	116.78
(h) Other Expenses	25	<b>16,880.80</b>	12,233.68
<b>Total Expenses (IV)</b>		<b>72,015.36</b>	53,221.01
<b>V Share in profit of Associate Company</b>		<b>399.73</b>	215.79
<b>VI Profit Before Tax (III - IV + V)</b>		<b>13,255.42</b>	9,748.48
<b>VII Tax Expense</b>			
(a) Current Tax		<b>3,619.81</b>	2,345.77
(b) Deferred Tax		<b>1,017.91</b>	775.97
(c) Current Tax Adjustments of Earlier Years		<b>7.32</b>	26.72
<b>Total Tax Expense</b>		<b>4,645.04</b>	3,148.46
<b>VIII Profit After Tax (VI -VII)</b>		<b>8,610.38</b>	6,600.02
<b>IX Other Comprehensive Income / (Expense)</b>	26		
(a) Items that will not be reclassified to profit or loss:			
i) Remeasurment gain/(losses) on defined benefit plans		<b>(74.22)</b>	(50.22)
ii) Income tax relating to items that will not be reclassified to profit or loss		<b>26.06</b>	17.38
iii) Share of OCI in Associate Company		<b>(14.35)</b>	(8.80)
(b) Items that may be reclassified to profit or loss:			
i) Deferred gains/(losses) on cash flow hedges		<b>(31.81)</b>	(20.84)
ii) Income tax relating to items that may be reclassified to profit or loss		<b>11.12</b>	7.21
<b>Other Comprehensive Income / (Expense) (net of tax)</b>		<b>(83.20)</b>	(55.27)
<b>X Total Comprehensive Income (VIII+IX)</b>		<b>8,527.18</b>	6,544.75
<b>XI Earnings per equity share</b>			
Basic (Rs.)		<b>42.22</b>	32.36
Diluted (Rs.)		<b>42.10</b>	32.36
<b>Notes (Including Significant Accounting Policies and Critical Judgements, Estimates and Assumptions) forming part of the Financial Statements</b>	1-45		

As per our Report of even date attached

For and on behalf of the Board of Directors

For **N. M. RAIJI & CO.**  
Chartered Accountants  
Firm Registration No. 108296W

**VINAY D. BALSE**  
Partner  
Membership No. 39434  
**Place : MUMBAI**  
**Dated : MAY 21, 2019**

**CHINTAMANI D. THATTE**  
General Manager  
(Secretarial) and  
Company Secretary

**RAHUL MEHTA**  
General Manager-  
Finance and Accounts  
(Chief Financial Officer)

**YOGESH M. KOTHARI**  
Chairman and Managing Director

**KIRAT PATEL**  
Executive Director

**Place : MUMBAI**  
**Dated : MAY 21, 2019**

## CONSOLIDATED CASH FLOW STATEMENT FOR THE YEAR ENDED MARCH 31, 2019

Rs. in Lakhs

	For the Year ended March 31, 2019	For the Year ended March 31, 2018
<b>Cash flow from Operating Activities</b>		
Profit before tax from continuing operations	13,255.42	9,748.48
<b>Adjustments for :</b>		
Other Comprehensive Income (OCI)	(68.85)	(46.47)
Depreciation and Amortization	2,205.58	1,544.96
Provision for Impairment	-	116.78
(Gain)/Loss on Disposal of Assets	(13.39)	(32.07)
Unrealized Loss/(Gain) on Foreign Exchange	570.32	20.34
Interest Expense (gross)	1,476.66	814.99
Interest on Fixed Deposits	(31.44)	(68.71)
Stocks Written off	40.89	25.34
Share of profit in Associate Company	(399.73)	(215.79)
Increase in Cash Flow Hedge Reserve	96.48	3.84
Provision no longer required, written back	(51.94)	(81.42)
Bad Debts written off	29.39	27.53
Provision for Doubtful Advances	-	21.41
Employee Stock Options granted	103.19	-
	17,212.58	11,879.21
<b>Operating profit before Working Capital Changes</b>		
<b>Adjustments for:</b>		
(Increase) / Decrease in Other Current & Non-Current Financial Assets	(193.10)	79.71
(Increase) / Decrease in Other Current & Non-Current Assets	344.13	(651.57)
(Increase) / Decrease in Inventories	(2,092.07)	2,597.54
(Increase) / Decrease in Trade Receivables	(3,485.54)	(2,689.59)
Increase / (Decrease) in Trade Payables	5,681.08	(1,375.28)
Increase / (Decrease) in Other Current Financial Liabilities	(87.87)	2,135.13
Increase / (Decrease) in Other Current Liabilities	356.31	63.23
Increase / (Decrease) in Provisions	151.57	104.24
	17,887.10	12,142.62
Income taxes paid	(3,563.55)	(1,982.94)
<b>Net Cash Flow from Operating Activities</b>	14,323.55	10,159.68

## CONSOLIDATED CASH FLOW STATEMENT FOR THE YEAR ENDED MARCH 31, 2019

Rs. in Lakhs

	For the Year ended March 31, 2019	For the Year ended March 31, 2018
<b>Cash Flow from Investing activities</b>		
Purchase of Fixed Assets	(6,948.29)	(13,564.25)
Disposal of Fixed Assets	155.30	62.06
Interest on Fixed Deposits	32.05	77.64
Investment in Fixed Deposits	9.23	161.99
Dividend from Investments in Associate	163.79	44.67
<b>Net cash from Investing Activities</b>	<b>(6,587.93)</b>	<b>(13,217.89)</b>
<b>Cash flow from Financing Activities</b>		
Interest paid	(1,500.70)	(834.31)
Increase / (Decrease) in Non-Current Borrowings	(3,456.24)	4,605.55
Increase / (Decrease) in Current Borrowings	779.40	866.31
Dividend and Dividend Tax Paid	(1,721.29)	(1,227.47)
Payment of Deferral Sales Tax	(132.77)	(162.95)
<b>Net cash from financing activities</b>	<b>(6,031.60)</b>	<b>3,247.13</b>
<b>Net increase / (decrease) in Cash and Cash Equivalents</b>	<b>1,704.04</b>	<b>188.92</b>
<b>Cash and Cash Equivalents at the beginning of the year</b>	<b>284.42</b>	<b>95.50</b>
<b>Cash and Cash Equivalents at the end of the year</b>	<b>1,988.46</b>	<b>284.42</b>
<b>Components of Cash and Cash Equivalents :</b>		
Cash on Hand	1.38	2.49
Other Bank Balances		
- On Current Accounts	1,922.98	220.93
- On Unpaid Dividend Accounts	64.10	61.00
	<b>1,988.46</b>	<b>284.42</b>

As per our Report of even date attached

For and on behalf of the Board of Directors

For **N. M. RAIJI & CO.**  
Chartered Accountants  
Firm Registration No. 108296W

**VINAY D. BALSE**  
Partner  
Membership No. 39434  
**Place : MUMBAI**  
**Dated : MAY 21, 2019**

**CHINTAMANI D. THATTE**  
General Manager  
(Secretarial) and  
Company Secretary

**RAHUL MEHTA**  
General Manager-  
Finance and Accounts  
(Chief Financial Officer)

**YOGESH M. KOTHARI**  
Chairman and Managing Director

**KIRAT PATEL**  
Executive Director

**Place : MUMBAI**  
**Dated : MAY 21, 2019**



## STATEMENT OF CONSOLIDATED CHANGES IN EQUITY

### a. Equity Share Capital

Particulars	Rs. In Lakhs
As at March 31, 2017	1,020.60
Changes in Equity Share Capital	-
As at March 31, 2018	1,020.60
Changes in Equity Share Capital	-
As at March 31, 2019	1,020.60

### b. Other Equity

Rs. In Lakhs								
Particulars	Reserve and Surplus						Other Comprehensive Income	Total Equity
	Retained Earnings	Securities Premium	Employee Stock Option Outstanding	General Reserve	Capital Reserve	Capital Redemption Reserve	Cash Flow Hedge Reserve	
Opening Balance as at April 1, 2017	19,949.82	1,290.97	-	3,559.27	142.70	25.00	(407.32)	24,560.44
Profits, for the year	6,600.02	-	-	-	-	-	-	6,600.02
Appropriations								-
- Dividend paid	(1,019.82)	-	-	-	-	-	-	(1,019.82)
- Tax on Dividend	(207.65)	-	-	-	-	-	-	(207.65)
Impact of adjustments in Derivatives Financial Instruments	63.08	-	-	-	-	-	-	63.08
Recognition of Cash Flow Hedge Reserve	-	-	-	-	-	-	(59.24)	(59.24)
- Employee Stock Options Expenses	-	-	-	-	-	-	-	-
Other Comprehensive Income (Net of tax)								
- Remeasurement of defined benefit obligations	(32.84)	-	-	-	-	-	-	(32.84)
- Deferred gains/(losses) on cash flow hedges	(13.63)	-	-	-	-	-	-	(13.63)
- Share of OCI in Associate Company	(8.80)	-	-	-	-	-	-	(8.80)
Total Comprehensive Income for the year	5,380.37	-	-	-	-	-	(59.24)	5,321.13
As at March 31, 2018	25,330.18	1,290.97	-	3,559.27	142.70	25.00	(466.56)	29,881.56



Rs. In Lakhs

Particulars	Reserve and Surplus						Other Comprehensive Income	Total Equity
	Retained Earnings	Securities Premium	Employee Stock Option Outstanding	General Reserve	Capital Reserve	Capital Redemption Reserve	Cash Flow Hedge Reserve	
Opening Balance as at April 1, 2018	25,330.18	1,290.97	-	3,559.27	142.70	25.00	(466.56)	29,881.56
Profits, for the year	8,610.38	-	-	-	-	-	-	8,610.38
Appropriations								-
- Dividend paid	(1,427.76)	-	-	-	-	-	-	(1,427.76)
- Tax on Dividend	(293.54)	-	-	-	-	-	-	(293.54)
Impact of adjustments in Derivatives Financial Instruments	-	-	-	-	-	-	-	-
Recognition of Cash Flow Hedge Reserve	-	-	-	-	-	-	96.47	96.47
Other Comprehensive Income (Net of tax)								
- Remeasurement of defined benefit obligations	(48.15)	-	-	-	-	-	-	(48.15)
- Deferred gains/(losses) on cash flow hedges	(20.70)	-	-	-	-	-	-	(20.70)
- Share of OCI in Associate Company	(14.35)							(14.35)
- Employee Stock Options Expenses	-	-	103.19	-	-	-	-	103.19
<b>Total Comprehensive income for the year</b>	<b>6,805.89</b>	<b>-</b>	<b>103.19</b>	<b>-</b>	<b>-</b>	<b>-</b>	<b>96.47</b>	<b>7,005.54</b>
<b>As at March 31, 2019</b>	<b>32,136.07</b>	<b>1,290.97</b>	<b>103.19</b>	<b>3,559.27</b>	<b>142.70</b>	<b>25.00</b>	<b>(370.09)</b>	<b>36,887.11</b>

As per our Report of even date attached

For and on behalf of the Board of Directors

For **N. M. RAIJI & CO.**  
Chartered Accountants  
Firm Registration No. 108296W

**VINAY D. BALSE**  
Partner  
Membership No. 39434

**Place : MUMBAI**  
**Dated : MAY 21, 2019**

**CHINTAMANI D. THATTE**  
General Manager  
(Secretarial) and  
Company Secretary

**RAHUL MEHTA**  
General Manager-  
Finance and Accounts  
(Chief Financial Officer)

**YOGESH M. KOTHARI**  
Chairman and Managing Director

**KIRAT PATEL**  
Executive Director

**Place : MUMBAI**  
**Dated : MAY 21, 2019**

## NOTES TO CONSOLIDATED FINANCIAL STATEMENTS FOR THE YEAR ENDED MARCH 31, 2019

### Corporate Information

Alkyl Amines Chemicals Limited (the 'Company') is a public limited company, domiciled in India. Its shares are listed on two stock exchanges in India, viz. the Bombay Stock Exchange (BSE) and the National Stock Exchange (NSE). The Company is engaged in manufacturing and selling of specialty chemicals.

The Company has its Associate (Diamines Chemicals Limited) which is public limited company domiciled in India, together it is called as (the "Company").

### 1. Significant Accounting Policies

This note provides a list of the significant accounting policies adopted in the preparation of these consolidated financial statements. The policies have been consistently applied to all the years presented, unless otherwise stated.

#### a. Basis of Preparation

##### (i) Compliance with Ind AS

The financial statements comply in all material aspects with Indian Accounting Standards (Ind AS) notified under Section 133 of the Companies Act, 2013 ("the Act") read with relevant rules and provisions issued under Companies (Indian Accounting Standards) Rules, 2015.

These CFS are the first financial statements of the Company under Ind AS. Refer note 44 for an explanation of how the transition from previous GAAP to Ind AS has affected the Company's financial position, financial performance and cash flows.

All Assets and Liabilities have been classified as current or non-current as per the Company's normal operating cycle and other criteria set out in Schedule III to the Companies Act, 2013 and as per Ind AS-1.

Based on the nature of products and the time between acquisition of Assets for processing and their realization in Cash and Cash Equivalents, the Company has ascertained its operating cycle as 12 months for the purpose of Current/ Non-Current classification of Assets and Liabilities.

##### (ii) Historical cost convention

The CFS have been prepared on a historical cost basis using accrual method of accounting, except for the following:

- Certain Financial Assets and Liabilities (including derivative instruments) that are measured at fair value;
- Defined Benefit Plans — Plan Assets measured at fair value;

##### (iii) Principles of Consolidation

- The CFS relates to Alkyl Amines Chemicals Limited and its associate Diamines and Chemicals Limited ("the Company"). The financial statements of the Associate, used in consolidation, are prepared for consolidation upto the same reporting date as the Company.

The consolidated statements are prepared on the following basis:

- (a) The investments in the Associate Company is accounted for using the Equity Method of accounting as laid down under Ind AS 28 "Investments in Associates and Joint Ventures" in Consolidated Financial Statements". The investment is initially recognized at cost, and the subsequently carrying amount is increased or decreased to recognize the investor's share of the profit or loss of the investee after the acquisition date. The Company's investment in the Associate Company includes goodwill identified on acquisition. The unrealized profits/losses on transactions with the Associate Company are eliminated by reducing the carrying amount of investments.
- (b) The CFS are prepared using uniform accounting policies for like transactions and other events in similar circumstances and are presented in the same manner as the 'Company's Standalone Financial Statements'.

#### b. Segment Reporting

Ind AS 108 Operating Segments requires Management to determine reportable segments for the purpose of disclosure in financial statements based on internal reporting reviewed by Chief Operating Decision Maker (CODM) to assess performance and allocate resources. The standard also requires Management to make judgments with respect to aggregation of certain operating segments into one or more reportable segments.

The Company has determined that the Chief Operating Decision Maker (CODM) is the Board of Directors (BOD), based on its internal reporting structure and functions of BOD. Operating Segment used to present segment information identified based on the internal reports used and reviewed by the BOD to assess performance and allocate resources. The Management has determined that some of the segment exhibit similar economic characteristics and meet other aggregation criteria and accordingly aggregated into reportable primary operating segment i.e. "Specialty Chemicals" and two reportable geographical segments based on location of its customers i.e. "Domestic" and "Exports".

Segment Policies: The Company prepares its segment information in conformity with the accounting policies adopted for preparing and presenting the financial statements of the Company as a whole.

**c. Foreign Currency Translation**

- (i) Functional and presentation currency: Items included in the financial statements are measured using the currency of the primary economic environment in which the entity operates ('the functional currency'). The financial statements are presented in Indian rupees (INR), which is Alkyl Amines Chemicals Limited's functional and presentation currency.
- (ii) Transactions and balances: Foreign currency transactions are translated into the functional currency using the exchange rates at the dates of the transactions. Foreign exchange gains and losses resulting from the settlement of such transactions and from the translation of monetary Assets and Liabilities denominated in foreign currencies at year end exchange rates are generally recognized in the Statement of Profit and Loss.
- (iii) Foreign exchange differences regarded as an adjustment to borrowing costs are presented in the Statement of Profit and Loss, as part of finance costs. All other foreign exchange gains and losses are presented in the Statement of Profit and Loss on a net basis as part of other gains/ (losses).

**d. Revenue Recognition**

- (i) Sales of Manufactured Goods: Revenue is measured at fair value of consideration received or receivable for goods supplied or services rendered. Revenue from the sale of goods and services is recognised when the company performs its obligation to its customer and amount of revenue can be measured reliably and the recovery of consideration is probable. 'Sales' includes packing charges which are net of returns, excluding amounts collected on behalf of third parties such as Goods and Services Tax. The Company derives revenues primarily from sale of manufactured goods, traded goods and related services.

The timing of Revenue Recognition from the sale of goods is when, the control over the same is transferred to the customer, which is mainly upon the delivery of the goods, and in the case of services, in the period in which such services are rendered.

Effective 01st April 2018, the Company has adopted Indian Accounting Standard 115 (Ind AS 115) 'Revenue from Contracts with Customers' using the cumulative catch-up transition method, applied to contracts that were not completed as on the transition date i.e. 01st April 2018. Accordingly, the comparative amounts of revenue have not been retrospectively adjusted. The effect on adoption of Ind-AS 115 was insignificant.

The Company does not expect to have any contracts where the period between the transfer of the promised goods or services to the customer and payment by the customer exceeds one year. As a consequence, it does not adjust any of the transaction prices for the time value of money.

- (ii) Recognition of Export Benefits: Export Benefit Entitlements are recognized only to the extent there is a reasonable certainty of its ultimate collection in the year in which the Export Sales are accounted for.

**e. Income Tax**

Income Tax expense comprises of current tax expense and the net change in the Deferred Tax Asset or Liability during the year. Current and deferred tax are recognized in the Statement of Profit and Loss, except when they relate to items that are recognized in Other Comprehensive Income (OCI) or directly in equity, in which case, the current and deferred tax are also recognized in OCI or directly in equity, respectively.

Current Tax: Provision for current tax is made on the estimated taxable income at the rate applicable to the relevant assessment year. The income tax expense or credit for the period is the tax payable on the current period's taxable income based on the applicable income tax rate for each jurisdiction. The Company periodically evaluates positions taken in tax returns with respect to situations in which applicable tax regulation is subject to interpretation. It establishes provisions wherever appropriate on the basis of amounts expected to be paid to the tax authorities.

#### f. Deferred Tax

Deferred income tax Assets and Liabilities are recognized for deductible and taxable temporary differences arising between the tax base of Assets and Liabilities and their carrying amount, except when the deferred income tax arises from the initial recognition of an Asset or Liability in a transaction that is not a business combination and affects neither accounting nor taxable profit or loss at the time of the transaction.

Deferred Tax Assets are recognized only to the extent that it is probable that either future taxable profits or reversal of Deferred Tax Liabilities will be available, against which the deductible temporary differences, and the carry forward of unused tax credits and unused tax losses can be utilized.

The carrying amount of a Deferred Tax Asset is reviewed at the end of each reporting date and reduced to the extent that it is no longer probable that sufficient taxable profit will be available to allow all or part of the Deferred Income Tax Asset to be utilized.

Deferred Tax Assets and Liabilities are measured using the tax rates and tax laws that have been enacted or substantively enacted by the end of the reporting period and are expected to apply when there lasted Deferred Tax Asset is realized or the Deferred Tax Liability is settled.

Deferred Tax Assets and Liabilities are offset when there is a legally enforceable right to offset current tax Assets and Liabilities and when it relates to income taxes levied by the same taxation authority and the entity intends to settle its current tax Assets and Liabilities simultaneously.

#### g. Leases

Leases of Property, Plant and Equipment by the Company, where the Company as a lessee, where in all the risks and rewards of ownership are transferred substantially to the Company, are classified as finance leases. Finance leases are capitalized at the lease's inception at the fair value of the leased property or, if lower, the present value of the minimum lease payments. The corresponding rental obligations, net of finance charges, are included in borrowings or other Financial Liabilities, as appropriate. Each lease payment is allocated between the Liability and finance cost. The finance cost is charged to the Statement of Profit and Loss over the lease period so as to produce a constant periodic rate of interest on the remaining balance of the Liability for each period.

Leases in which a significant portion of the risks and rewards of ownership are not transferred to the Company as lessee are classified as operating leases. Payments made under operating leases (net of any incentives received from the lessor) are charged to Statement of Profit and Loss, on a straight-line basis (except sub contracting arrangements), over the period of the lease, unless the payments are structured to increase in line with expected general inflation to compensate for the lessor's expected inflationary cost increases.

#### h. Impairment of Assets

If internal/ external indications suggest that an Asset of the Company may be impaired, the recoverable amount of Asset/ Cash Generating Unit is determined on the date of Balance Sheet and if it is less than its carrying amount, the carrying amount of Asset/Cash Generating Unit is reduced to the said recoverable amount. Subsequently, if there is a change in the indication, since the last impairment was recognized, so that recoverable amount of an Asset exceeds its carrying amount, an impairment recognized for an Asset in prior accounting period is reversed. The recoverable amount is measured as the higher of the net selling price and value in use of such Assets/ Cash Generating Unit, which is determined by the present value of the estimated future cash flows.

An impairment of Intangible Assets is conducted annually or more often if there is an indication of any decrease in value. The impairment loss, if any, is charged to the Statement of Profit and Loss.

Non-financial Assets that suffered impairment are reviewed for possible reversal of the impairment at the end of each reporting period.

#### i. Cash and Cash Equivalents

For the purpose of presentation in the statement of cash flows, cash and cash equivalents include cash on hand, deposits held at call with financial institutions, other short-term, highly liquid investments, with original maturities of three months or less, that are readily convertible to known amounts of cash and which are subject to an insignificant risk of changes in value. Bank overdrafts are shown as apart of borrowings in Current Liabilities in the Balance Sheet.

#### j. Trade Receivables

Trade receivables are recognized and measured at amortized cost less provision for impairment, if any.

#### k. Investments

- (i) Investments are carried at cost less accumulated impairment, if any.
- (ii) Profit or loss on sale of investments, if any, is calculated by considering the weighted average amount of the total holding of the investment.

#### l. Inventories

- (i) Raw materials, packing materials, stores and spares, furnace oil and fuel are valued at cost or net realizable value, whichever is lower. Cost comprises of basic cost (net of GST if any) and other costs incurred in bringing them to their respective present location and condition. Cost is determined on a Weighted Average basis.
- (ii) Work-in-Progress and finished goods are valued at cost or net realizable value, whichever is lower. Cost includes all direct costs and a proportion of other fixed manufacturing overheads based on normal operating capacity. Cost is determined on a Weighted Average basis. Net realizable value is the estimated selling price in the ordinary course of business, less the estimated costs of completion and the estimated costs necessary to make the sale.

#### m. Financial Assets

- (i) Classification: The Company classifies its financial Assets under the following measurement categories:
  - Those measured at amortized cost.
  - Those to be measured subsequently at fair value (through Statement of Profit and Loss), and
  - Those to be measured subsequently at fair value (through OCI).

The classification depends on the Company's business model for managing the Financial Assets and the contractual terms of the cash flows.

For Assets/Liabilities measured at fair value, gains and losses are recorded in Statement of Profit and Loss or Other Equity.

- (ii) Measurement: At initial recognition, the Company measures a Financial Asset at its fair value plus, in the case of a Financial Asset not at Fair value through Statement of Profit and Loss, transaction costs that are directly attributable to the acquisition of the Financial Asset. Transaction costs of Financial Assets carried at fair value through Statement of Profit and Loss are expensed in Statement of Profit and Loss.
- (iii) Measurement: At initial recognition, the Company measures a Financial Asset at its fair value plus, in the case of a Financial Asset not at Fair value through Statement of Profit and Loss, transaction costs that are directly attributable to the acquisition of the Financial Asset. Transaction costs of Financial Assets carried at fair value through Statement of Profit and Loss are expensed in Statement of Profit and Loss.

#### Debt instruments

Subsequent measurement of debt instruments depends on the Company's business model for managing the Asset and the cash flow characteristics of the Asset. There are three measurement categories under which the Company classifies its debt instruments:

- Amortized cost: Assets that are held for collection of contractual cash flows where those cash flows, represent solely payments of principal and interest, are measured at amortized cost. A gain or loss on a debt investment that is subsequently measured at amortized cost is recognized as profit or loss, when the Asset is derecognized or impaired. Interest income from these Financial Assets is included in finance income.
- Fair value through OCI: Assets that are held for collection of contractual cash flows and for selling the Financial Assets, where the Assets' cash flows represent solely payments of principal and interest, are measured at fair value through OCI. Movements in the carrying amount are taken through OCI, except for the recognition of impairment gains or losses, interest revenue and foreign exchange gains and losses which are recognized in Statement of Profit and Loss. When the Financial Asset is derecognized, the cumulative gain or loss previously recognized in OCI is reclassified from equity to Statement of Profit and Loss and recognized in other gains / (losses). Interest income from these Financials Assets is included in Other Income.

Fair value through Statement of Profit and Loss: Assets that do not meet the criteria for amortized cost or Fair Value through Other Comprehensive Income (FVOCI), are measured at Fair value through Statement of Profit and Loss. A gain or loss on a debt investment that is subsequently measured at Fair value through Statement of Profit and Loss and is not part of a hedging relationship is recognized as profit or loss and presented net in the Statement of Profit and Loss within other gains/(losses) in the period in which it arises. Interest income from these Financial Assets is included in Other Income.

### Equity Instruments

An equity instrument is any contract that evidences a residual interest in the Assets of the Company, after deducting all of its liabilities. Equity Instruments are recorded at the proceeds received, net of direct issue costs.

- (iv) Impairment of Financial Assets: The Company assesses, on a forward looking basis, the expected credit losses associated with its Assets carried at amortized cost. The impairment methodology applied depends on whether there has been a significant increase in the credit risk.

For Trade Receivables only, the Company applies the simplified approach permitted by Ind AS 109 Financial Instruments, which requires expected lifetime losses to be recognized from initial recognition of the receivables.

- (v) De-recognition of Financial Assets : A Financial Asset is derecognized only when
- the Company has transferred the rights to receive cash flows from the Financial Asset, or
  - retains the contractual rights to receive the cash flows of the Financial Asset, but assumes a contractual obligation to pay the cash flows to one or more recipients.
- (vi) Income recognition: Interest income from debt instruments is recognized using the effective interest rate method. The effective interest rate is the rate that exactly discounts estimated future cash receipts through the expected life of the Financial Asset to the gross carrying amount of a Financial Asset. When calculating the effective interest rate, the Company estimates the expected cash flows by considering all the contractual terms of the financial instrument (for example, prepayment, extension, call and similar options) but does not consider the expected credit losses.

### n. Financial Liabilities

Borrowings, Trade Payables and other Financial Liabilities are initially recognized at their respective contractual obligations. They are subsequently measured at amortized cost. Any discount or premium on redemption/settlement is recognized in the Statement of Profit and Loss as finance cost over the life of the liability, using the effective interest method, is adjusted to the liability figure disclosed in the Balance Sheet.

Financial Liabilities are derecognized when the liability is extinguished i.e. when the contractual obligation is discharged, cancelled on expiry.

### o. Derivative Financial Instruments and Hedge Accounting

In order to manage its exposure to foreign currency risks for highly probable forecast transactions for exports and imports, the Company enters into forward contracts. Further, to hedge interest rate and foreign currency risks from External Commercial Borrowings, the Company enters into Cross Currency Interest Rate Swap. The Company does not use derivatives for trading or speculation purposes.

The Company designates a hedge as a cash flow hedge if the hedge relationship between the hedging instrument and hedged item is established and is effective at the inception of the derivative contract.

At the inception of the hedge relationship, the Company documents the relationship between the hedging instrument and the hedged item, along with its risk management objectives and its strategy for undertaking various hedge transactions.

All derivative contracts are initially recognized at fair value on the date of the derivative contract is entered into and are subsequently re-measured to their fair value at the end of each reporting period. The accounting for subsequent changes in fair value depends on whether the derivative is designated as a hedging instrument, and if so, the nature of the item being hedged and the type of hedge relationship designated. The effective portion of changes in the fair value of derivatives that are designated and qualified as cash flow hedges is recognized in OCI in the Cash Flow Hedge Reserve under Other Equity. In such cases, gains or losses are reclassified to Statement of Profit and Loss when, the impact from hedged item is recognized in the Statement of Profit and Loss. The gain or loss on the ineffective portion is recognized immediately in Statement of Profit and Loss. Derivatives are carried as Financial Assets when the fair value is positive and Financial Liabilities when the fair value is negative.

### p. Property, Plant and Equipment and Others

- (i) The Company has adopted the cost model as its accounting policy for all its Property, Plant and Equipment and accordingly, the same are reflected as under:

Land (Freehold) is carried at cost;

Land (Leasehold) is carried at cost less amortization;

Other items of Assets are carried at cost less accumulated depreciation/amortization and impairment losses, if any.

- (ii) An item of Property, Plant and Equipment is recognized as an Asset, if it is probable that future economic benefits associated with the item will flow to the Company and the cost of the item can be measured reliably. Items such as spare parts, stand-by equipment and servicing equipment are recognized under property, plant and equipment, if those meet the definition thereof; else, such spare parts, etc. are classified as inventory.
- (iii) The cost comprises of - purchase price (net of goods and service tax), including import duties and non-refundable taxes, after deducting trade discounts and rebates, any cost incurred which is directly attributable to bring the Asset to the location and condition necessary for it to be capable of operating in the manner intended by management and interest on borrowings attributable to the acquisition of qualifying Assets up to the date on which the Asset is ready for its intended use, if any. It also includes exchange difference capitalized, if any, in terms of Ind AS 21 on "Effects of Changes in Foreign Exchange Rates".
- (iv) Items of Property, Plant and Equipment which are not yet ready to be capable of operating in the manner intended by management are carried at cost, comprising direct cost, related incidental expenses and attributable interest, and are disclosed as "Capital Work-in-progress".
- (v) Items of Property, Plant and Equipment which are retired from active use and held for disposal, and where the sale is highly probable, are classified as "Assets held for disposal" under "Other Current Assets" the same are carried at the lower of their carrying amount and net realizable value.
- (vi) Intangible Assets not ready for the intended use on the date of the Balance Sheet are disclosed as "Intangible Assets under Development".

#### Depreciation methods, estimated useful lives and residual value

- (i) The charge of depreciation on Property, Plant and Equipment is commenced when the relevant asset is available for use, i.e. when it is in the location and condition necessary for it to be capable of operating in the manner intended by management.
  - (a) Where the cost of a part of the Asset which is significant to the total cost of the Asset and useful life of the part is different from the useful life of the remaining Asset, the Company has determined the useful life of the significant part separately ("Component Accounting") and accordingly, provided depreciation on such parts.
  - (b) Depreciation on Plant and Machinery (including those identified under the Component Accounting) other than those not specifically covered under the classification 'Special Plant and Machinery used in manufacturing of Chemicals' is provided on the straight line method over the useful lives as determined by the internal technical evaluation as follows:
 

Spare parts, stand-by equipment and servicing equipment: 10 years.

Catalyst: 5 years.

Other Property, Plant and Equipment: 15 to 25 years.

The Management believes that the useful lives, as determined, best represent the period over which it expects to use these Assets which is the same as the useful life of the Special Plant and Machinery. Hence, the useful lives for such Plant and Machinery are different from the useful lives as prescribed under Part C of Schedule II of Companies Act, 2013.
  - (c) Leasehold land and Leasehold improvements are being amortized on the straight line method over the period of lease.
- (ii) Intangible Assets are amortized on the straight line method over their estimated useful life as follows:
 

Development of R & D Products/Processes (Internally generated): 5 years.

Patents: 10 years.

REACH Registration: 5 years.

Computer Software: 10 years.
- (iii) Depreciation on Assets purchased/sold during the period is proportionately charged.

#### q. Non-Current Asset Held for Sale

Non-current Assets are classified as held for sale if their carrying amount will be recovered, principally through a sale transaction rather than through continuing use and a sale, is considered highly probable. These Assets classified as held for



sale are not depreciated or amortized from the date when they are classified as held for sale. They are presented separately from the other Assets and Liabilities in the Balance Sheet.

#### r. Trade and Other Payables

These amounts represent liabilities for goods and services provided to the Company prior to the end of financial year which are unpaid. Trade and other payables are presented as Current Liabilities unless payment is not due within 12 months after the reporting period. They are recognized initially at their fair value and subsequently measured at amortized cost using the effective interest method.

#### s. Borrowings

Borrowings are initially valued at their contractual obligations, net of transaction costs incurred. Borrowings are subsequently measured at amortized cost. Any difference between the proceeds (net of transaction costs) and the redemption amount is recognized as profit or loss over the period of the borrowings using the effective interest method.

Borrowings are removed from the Balance Sheet when the obligation specified in the contract is discharged, cancelled or expired.

Borrowings are classified as Current Liabilities unless the Company has an unconditional right to defer settlement of the liability for at least 12 months after the reporting period. Where there is a breach of a material provision of a long-term loan arrangement on or before the end of the reporting period with the effect that the liability becomes payable on demand on the reporting date, the entity does not classify the liability as current, if the lender has not demanded payment, after the reporting period and before the approval of the financial statements for issue, as a consequence of the breach.

#### t. Borrowing Costs

General and specific borrowing costs that are directly attributable to the acquisition, construction or production of a qualifying Asset are capitalized during the period of time that is required to complete and prepare the Asset for its intended use or sale. Qualifying Assets are Assets that necessarily take a substantial period of time to get ready for their intended use or sale.

Investment income earned on the temporary investment of specific borrowings pending their expenditure on qualifying Assets is deducted from the borrowing costs eligible for capitalization.

Other borrowing costs are expensed in the period in which they are incurred. Borrowing costs comprise of interest and other cost incurred in connection with borrowing of funds.

#### u. Employee Benefits

(i) Short-term obligations: Liabilities for wages and salaries, including non-monetary benefits that are expected to be settled wholly within 12 months after the end of the period in which the employees render the related service are recognized in respect of employees' services up to the end of the reporting period and are measured at the amounts expected to be paid when the liabilities are settled. The Liabilities are presented as current employee benefit obligations in the Balance Sheet.

(ii) Other long-term employee benefit obligations: The liabilities for privilege leave are not expected to be settled wholly within 12 months after the end of the period in which the employees render the related service. They are, therefore, measured as the present value of expected future payments to be made in respect of services provided by employees up to the end of the reporting period, using the projected unit credit method. The benefits are discounted using the market yields at the end of the reporting period that have terms approximating to the terms of the related obligation. Re-measurements as a result of experience adjustments and changes in actuarial assumptions are recognized as profit or loss. The obligations are presented as Current Liabilities in the Balance Sheet if the entity does not have an unconditional right to defer settlement for at least twelve months after the reporting period, regardless of when the actual settlement is expected to occur.

(iii) Post-employment obligations: The Company operates the following post-employment schemes:

(a) Defined benefit plans such as gratuity: In accordance with applicable Indian laws, the Company provides for gratuity, a defined benefit retirement plan ('Gratuity Plan') covering all employees. The Gratuity Plan provides a lump sum payment to vested employees, at retirement or termination of employment, an amount based on the respective employee's last drawn salary and the years of employment with the Company. Liability with regard to Gratuity Plan is accrued based on actuarial valuation at the Balance Sheet date carried out by an independent actuary. Actuarial gain or loss is recognized immediately in the Statement of Profit and Loss as income or expense. The Company has an employee gratuity fund managed by Life Insurance Corporation of India ('LIC'), except for the Managing Director, for which also the necessary provision is made based on an actuarial valuation.



The net interest cost is calculated by applying the discount rate to the net balance of the defined benefit obligation and the fair value of plan assets. This cost is included in employee benefit expense in the Statement of Profit and Loss.

Re-measurement gains and losses arising from experience adjustments and changes in actuarial assumptions are recognized in the period in which they occur, directly in OCI. They are included in retained earnings in the statement of changes in equity and in the Balance Sheet.

Changes in the present value of the defined benefit obligation resulting from plan amendments or curtailments are recognized immediately in the Statement Profit and Loss as past service cost.

- (b) Defined contribution plans such as provident fund: The Company pays provident fund contributions to publicly administered provident funds as per local regulations. The Company has no further payment obligations once the contributions have been paid. The contributions are accounted for as defined contribution plans and the contributions are recognized as employee benefit expense when they are due. Prepaid contributions are recognized as an Asset to the extent that a cash refund or a reduction in the future payments is available.

#### v. Share Based Payment Transactions:

Employee Stock Option Plans ("ESOPs"):

The grant date fair value of options granted to employees is recognized as an employee expense, with a corresponding increase in equity, over the period that employee becomes unconditionally entitled to the options. The expense is recognised separately on the basis of multiple vesting of options granted during the period. The increase in equity recognized in connection with share based payment transaction is presented as a separate component in equity under "Employee Stock Options Outstanding account".

Stock Options are granted to eligible employees in accordance with "Alkyl Amines Employees Stock Option Plan" (ESOPs 2018), as approved by the Shareholders and the Nomination and Remuneration Committee of the Board of Directors (the Committee) in accordance with the SEBI (Share based employee benefits) Regulations, 2014.

Eligible employees for this purpose includes employees falling under below schemes:

Plan A : Rewards ESOPs (based on past performance)

Plan B : Retention ESOPs (based on future performance)

Under Ind AS 102 on Share based Payment, the cost of stock options is recognised based on the fair value of stock options as on the grant date.

#### w. Research and Development Costs

- (i) Revenue expenditure on research, if any, is charged in the Statement of Profit and Loss of the year in which it is incurred.
- (ii) Development Expenditure:
  - a) Incurred on development of new processes for products which, as per the Management, are completed and are expected to generate future economic benefits, are shown as internally generated Intangible Assets and are amortized in accordance with policies stated for amortization under the head "Depreciation methods, estimated useful lives and residual value" (refer note no. 1.p.ii.)
  - b) Incurred on development of new processes for products which, as per the Management, are yet to be completed, are reflected as Intangibles Under Development;
  - c) Other development expenses are charged to the Statement of Profit and Loss in the year in which they are incurred.

#### x. Contributed Equity

Equity shares are classified as Equity. Incremental costs directly attributable to the issue of new shares or options are shown in equity as a deduction, net of tax, from the proceeds.

#### y. Earnings Per Share

- (i) Basic earnings per share: It is calculated by dividing:
  - The profit attributable to owners of the Company.
  - By the weighted average number of equity shares outstanding during the financial year.

(ii) Diluted earnings per share: Diluted earnings per share adjust the figures used in the determination of basic earnings per share to take into account:

- The after income tax effect of interest and other financing costs associated with dilutive potential equity shares, and
- The weighted average number of additional equity shares that would have been outstanding assuming the conversion of all dilutive potential equity shares which includes stock options granted to employees.

#### **z. Provisions, Contingent Liabilities and Contingent Assets**

The Company recognizes a provision, when there is a present obligation as a result of past events, the settlement of which is probable to result in an outflow of resources and a reliable estimate can be made of the amount of obligation.

Contingent Liabilities are disclosed by way of a note to the financial statements after careful evaluation by the Company of the facts and legal aspects of the matters involved.

Contingent Assets are neither recognized nor disclosed.

### **1.1 Companies included in Consolidated Financial Statements**

Name of Company	Subsidiary/ Associate	Country of incorporation	% of holding	
			As At March 31, 2019	As At March 31, 2018
Diamines and Chemicals Limited	Associate	India	<b>30.44</b>	30.44

**1.2** Significant Accounting Policies and Notes to these CFS are intended to serve as a means of informative disclosure and a guide to better understanding the consolidated position of the Companies. Recognizing this purpose, the Company has disclosed only such Policies and Notes from the individual financial statements, which fairly present the needed disclosures.

## **2. CRITICAL JUDGMENTS, ESTIMATES AND ASSUMPTIONS**

The preparation of consolidated financial statements requires the Company to make estimates, assumptions and judgments that affect the reported balances of Assets and Liabilities and disclosures as at the date of the financial statements and the reported amounts of income and expenses for the period presented.

The estimates and the associated assumptions are based on historical experience and the other factors that are considered to be relevant. Actual results may differ from the estimates under different assumptions and conditions.

Estimates and the underlying assumptions are reviewed on an ongoing basis. Impact on account of revisions to accounting estimates are recognized in the period in which the estimates are revised and future periods are affected.

The estimates and assumptions that have significant risk of causing a material adjustment to the carrying value of Assets and Liabilities within the next financial year are discussed below.

#### **(i) Judgments:**

In the process of applying the Company's accounting policies, Company has made the following judgments, which have the most significant effect on the amounts recognized in the consolidated financial statements:

##### **a. Arrangements in the nature of lease**

The Company has entered into sub-contracting arrangements with its service providers wherein the Company will supply all the raw materials required for the manufacture and/or processing along with specifications to manufacture the products to the service provider, thereby retaining the title to all products. The Company has also entered into a sub-contracting arrangement as a service provider where the Company processes the goods based on all the raw materials supplied to it for the manufacture and/or processing along with specifications to manufacture the products, the title to which remains with the customer.

The Company has determined, based on the evaluation of terms and conditions of the arrangement that it qualifies as an arrangement in the nature of operating lease.

##### **b. Segment Reporting**

Ind AS 108 Operating Segments requires the Company to determine the reportable segments for the purpose of disclosure in consolidated financial statements based on the internal reporting reviewed by the Board of

Directors to assess the performance and allocate resources. The standard also requires the Company to make judgments with respect to aggregation of certain operating segments into one or more reportable segment. Operating segments used to present segment information are identified based on the internal reports used and reviewed to assess performance and allocate resources. The Company has determined that some of the segments exhibit similar economic characteristics and meet other aggregation criteria and are accordingly aggregated into one primary reportable segment i.e. 'Specialty Chemicals' and two geographical reportable segments i.e. domestic and exports.

**c. Stores and Spares Inventories**

The Company's manufacturing process is continuous and highly technical with wide range of different types of plants and machineries. The Company keeps stores and spares as a standby to run the operations without any disruption. Considering the wide range of stores and spares and long lead times for procurement, and based on criticality of spares, the Company believes that their net realizable value would be more than cost.

**d. Income Taxes**

Significant judgments are involved in determining the provision for income taxes, including amount expected to be paid/recovered for uncertain tax positions.

**e. Contingent Liability Judgment**

Note-29 describes claims against the Company not acknowledged as debt. It includes certain penalties and charges payable to a Government agency although as per the contracts, the Company, based on past experience, believes that the penalties and charges are negotiable and not certain, and accordingly, are not considered as an obligation as at the Balance Sheet date and are disclosed as Contingent Liabilities.

**(ii) Estimates and Assumptions:**

The key assumptions concerning the future and other key sources of estimation, uncertainty at the reporting date, that have a significant risk of causing a material adjustment to the carrying amounts of Assets and Liabilities within the next financial year, are described below. The Company based its assumptions and estimates on parameters available when the consolidated financial statements were prepared. Existing circumstances and assumptions about future developments, however, may change due to market changes or circumstances arising that are beyond the control of the Company. Such changes are reflected in the assumptions when they occur.

**a. Defined Benefit Plans (Gratuity Benefits)**

The cost of the defined benefit gratuity plan and the present value of the gratuity obligation are determined using actuarial valuations. An actuarial valuation involves making various assumptions that may differ from actual developments in the future. These include the determination of the discount rate, future salary increases and mortality rates. Due to the complexities involved in the valuation and its long-term nature, a defined benefit obligation is highly sensitive to changes in these assumptions. All assumptions are reviewed at each reporting date. The parameter most subject to change is the discount rate. In determining the appropriate discount rate, the management considers the interest rates of government bonds. The mortality rate is based on Indian Assured Lives Mortality (2006-08). Those mortality tables tend to change only at intervals in response to demographic changes. Future salary increases and gratuity increases are based on expected future inflation rates. Further details about gratuity obligations are given in Note 30.

**b. Fair Value Measurement of Financial Instruments**

When the fair values of Financial Assets and Financial Liabilities recorded in the Balance Sheet cannot be measured based on quoted prices in active markets, their fair value is measured using valuation techniques, including the Discounted Cash Flow model. The inputs to these models are taken from observable markets where possible; but where this is not feasible, a degree of judgment is required in establishing fair values. Judgments include considerations of inputs such as liquidity risk, credit risk and volatility. Changes in assumptions about these factors could affect the reported fair value of financial instruments. Refer Note 43 for further disclosures.

**c. Impairment of Non-Financial Assets**

The Company has assessed certain Assets that do not have a future economic benefit. Such assessment involves estimates of availability of future cash flows and other alternative uses of the respective Assets. The Company reviews its carrying value of Assets carried at amortized cost annually, or more frequently when there is indication for impairment. If the recoverable amount is less than its carrying amount, the impairment loss is accounted for. Based on the Management's assessment, these Assets have been fully impaired. The total carrying amount impaired for year ended March 31, 2019 is Rs. NIL (Previous year Rs.116.78 lakhs) (Refer note 3).

**d. Useful Life of Property, Plant and Equipment and Others**

The Company reviews the estimated useful lives and residual values of Property, Plant and Equipment (PPE) and Intangible Assets as at the end of each reporting year. The factors, such as changes in the expected level of usage, number of shifts of production, technological developments, units of production and product life cycle, could significantly impact the economic useful lives and the residual values of Assets. Consequently, the future depreciation and amortization charge could be revised and thereby could have impact on the profit of the future years.

**e. Litigations**

From time to time, the Company is subjected to legal proceedings, the ultimate outcome of each being always subject to many uncertainties inherent in litigations. A provision is made when it is considered probable that payment will be made and the amount of the loss can be reasonably estimated. Significant judgment is made when evaluating, among other factors, the probability of unfavorable outcome and the ability to make a reasonable estimate of the amount of potential loss. Litigation provisions are reviewed at each accounting year and revisions made for the changes in facts and circumstances.

**f. Cash Flow Hedge Reserve**

The Cash Flow hedging reserve represents the cumulative effective portion of gains or losses arising on changes in fair value of designated portion of hedging instruments entered into for cash flow hedges. It will be reclassified to the Statement of Profit and Loss only when the hedged transaction affects the profit or loss or included as a basis adjustment to the non-financial hedged item.

## NOTES FORMING PART OF CONSOLIDATED BALANCE SHEET

## 3. PROPERTY, PLANT AND EQUIPMENT AND OTHERS

DESCRIPTION	GROSS BLOCK				DEPRECIATION AND AMORTISATION				IMPAIRMENT			NET BLOCK	
	As At April 1, 2018	During the year		As at March 31, 2019	As At April 1, 2018	For the year	Deduction/ (Adjustments)	As At March 31, 2019	As At April 1, 2018	For the year	Deduction/ (Adjustments)	As at March 31, 2019	As At March 31, 2018
		Additions	Other Adjustments										
Current Year (2018-19)													
A. Property, Plant and Equipment													
Land													
Freehold Land	82.35	-	-	82.35	-	-	-	-	-	-	-	82.35	82.35
Leasehold Land (Note 3.2)	1,952.41	984.12	-	2,936.53	30.24	31.07	-	61.31	-	-	-	2,875.23	1,922.17
Leasehold Improvements	50.98	-	-	50.98	13.84	6.93	-	20.77	-	-	-	30.21	37.14
Buildings	4,241.16	441.15	-	4,682.31	284.17	192.09	-	4,762.26	-	-	-	4,206.04	3,956.99
Plant and Machinery (Note 3.3)													
Machinery	30,151.79	2,904.40	-	32,933.04	2,204.01	1,872.95	117.26	3,959.70	116.78	-	-	28,856.56	27,831.00
Electrical Equipments	163.97	3.60	-	167.57	10.68	11.95	-	22.63	-	-	-	144.94	153.29
Furniture and Fixtures	210.19	18.40	-	228.59	21.96	20.63	-	42.59	-	-	-	186.00	188.23
Vehicles	139.24	18.84	-	143.57	17.60	14.79	10.43	21.96	-	-	-	121.61	121.64
Office Equipments	216.41	28.47	-	244.88	57.20	48.21	-	105.41	-	-	-	139.46	159.21
Others													
Electrical Installations	1,096.82	45.20	-	1,137.77	117.95	111.06	0.41	228.60	-	-	-	909.17	978.87
<b>Total</b>	<b>38,305.32</b>	<b>4,444.18</b>	<b>-</b>	<b>42,607.59</b>	<b>2,757.65</b>	<b>2,309.68</b>	<b>128.10</b>	<b>4,938.24</b>	<b>116.78</b>	<b>-</b>	<b>-</b>	<b>37,551.58</b>	<b>35,430.89</b>
B. Capital Work-in-Progress	1,840.47	6,948.29	-	4,315.18	-	-	-	-	-	-	-	4,315.18	1,840.47
<b>Total</b>	<b>1,840.47</b>	<b>6,948.29</b>	<b>-</b>	<b>4,315.18</b>	<b>-</b>	<b>-</b>	<b>-</b>	<b>-</b>	<b>-</b>	<b>-</b>	<b>-</b>	<b>4,315.18</b>	<b>1,840.47</b>
C. Intangible Assets Internally Generated													
Development of R&D Products	-	-	-	-	-	-	-	-	-	-	-	-	-
Others													
Patents	40.55	-	-	40.55	9.14	-	-	9.14	-	-	-	31.41	31.41
REACH Registration	70.81	11.33	-	82.14	57.44	24.00	-	81.44	-	-	-	0.70	13.37
Others	47.42	18.05	-	65.47	6.42	-	-	6.42	-	-	-	59.05	41.00
<b>Total</b>	<b>158.78</b>	<b>29.39</b>	<b>-</b>	<b>188.17</b>	<b>73.00</b>	<b>24.00</b>	<b>-</b>	<b>97.00</b>	<b>-</b>	<b>-</b>	<b>-</b>	<b>91.16</b>	<b>85.78</b>

**3.1 Above Assets include Research and Development Assets as mentioned below:**

DESCRIPTION	GROSS BLOCK										DEPRECIATION AND AMORTISATION				IMPAIRMENT				NET BLOCK	
	As At April 1, 2018	During the year			As at March 31, 2019	As At April 1, 2018	For the year	Deduction/ (Adjustments)	As At March 31, 2019	As At April 1, 2018	For the year	Deduction/ (Adjustments)	As at March 31, 2019	As at March 31, 2019	As At April 1, 2018	For the year	Deduction/ (Adjustments)	As at March 31, 2019	As At March 31, 2018	As At March 31, 2018
		Additions	Other Adjustments	Deduction/ Transfer																
<b>A. Property, Plant and Equipment</b>																				
Leasehold Improvements	51.00	-	-	-	51.00	13.84	6.92	-	20.76	-	-	-	-	-	-	-	-	30.24	37.16	
Plant and Machinery	-	-	-	-	-	-	-	-	-	-	-	-	-	-	-	-	-	-	-	
Machinery	221.58	11.99	-	-	233.57	141.01	8.34	-	149.35	-	-	-	-	-	-	-	-	84.22	80.57	
Electrical Equipments	14.10	3.60	-	-	17.70	6.37	0.76	-	7.13	-	-	-	-	-	-	-	-	10.57	7.73	
Furniture and Fixtures	62.65	1.21	-	-	63.86	52.63	1.04	-	53.67	-	-	-	-	-	-	-	-	10.19	10.02	
Vehicles	26.50	-	-	-	26.50	5.78	3.14	-	8.93	-	-	-	-	-	-	-	-	17.58	20.71	
Office Equipments	16.06	-	-	-	16.06	11.78	2.19	-	13.97	-	-	-	-	-	-	-	-	2.09	4.28	
Others	-	-	-	-	-	-	-	-	-	-	-	-	-	-	-	-	-	-	-	
Electrical Installations	1.26	-	-	-	1.26	0.53	0.09	-	0.62	-	-	-	-	-	-	-	-	0.64	0.73	
<b>Current year</b>	<b>393.15</b>	<b>16.80</b>	-	-	<b>409.95</b>	<b>231.94</b>	<b>22.48</b>	-	<b>254.46</b>	-	-	-	-	-	-	-	-	<b>155.53</b>	<b>161.21</b>	
Previous year	373.01	20.14	-	-	393.15	212.03	19.91	-	231.94	-	-	-	-	-	-	-	-	161.21		
<b>B. Intangible Assets Internally Generated</b>																				
Development of R&D Products/ Processes	33.62	-	-	-	33.62	33.62	-	-	33.62	-	-	-	-	-	-	-	-	-	-	
Others	-	-	-	-	-	-	-	-	-	-	-	-	-	-	-	-	-	-	-	
Patents	47.09	-	-	-	47.09	15.68	4.67	-	20.35	-	-	-	-	-	-	-	-	26.74	31.41	
<b>Current year</b>	<b>80.71</b>	-	-	-	<b>80.71</b>	<b>49.30</b>	<b>4.67</b>	-	<b>53.97</b>	-	-	-	-	-	-	-	-	<b>26.74</b>	<b>31.41</b>	
Previous year	80.71	-	-	-	80.71	44.63	4.67	-	49.30	-	-	-	-	-	-	-	-	31.41		
<b>C. Capital Work-in-Progress</b>																				
Current year	4.40	24.17	-	21.52	7.06	-	-	-	-	-	-	-	-	-	-	-	-	7.06	4.40	
Previous year	4.40	-	-	-	4.40	-	-	-	-	-	-	-	-	-	-	-	-	4.40	4.40	
	4.40	-	-	-	4.40	-	-	-	-	-	-	-	-	-	-	-	-	4.40		

DESCRIPTION	GROSS BLOCK					DEPRECIATION AND AMORTISATION				IMPAIRMENT			NET BLOCK	
	As At April 1, 2017	During the year			As at March 31, 2018	As At April 1, 2017	For the year	Deduction/ (Adjustments)	As At March 31, 2018	As At April 1, 2017	For the year	Deduction/ (Adjustments)	As at March 31, 2018	As At March 31, 2017
		Additions	Other Adjustments	Deduction/ Transfer										
Previous Year (2017-18)														
A. Property, Plant and Equipment														
Land														
Freehold Land	82.35	-	-	-	82.35	-	-	-	-	-	-	-	82.35	82.35
Leasehold Land (Note 3.2)	1,346.95	596.07	9.38	-	1,952.41	14.99	15.25	-	30.24	-	-	-	1,922.16	1,331.96
Leasehold Improvements	50.98	-	-	-	50.98	6.92	6.92	-	13.84	-	-	-	37.14	44.06
Buildings	2,713.54	1,472.95	54.67	-	4,241.16	139.98	144.19	-	284.17	-	-	-	3,956.99	2,573.56
Plant and Machinery (Note 3.3)														
Machinery	18,161.19	11,495.75	496.89	2.04	30,151.79	964.09	1,241.72	1.80	2,204.01	-	116.78	-	116.78	17,197.10
Electrical Equipments	61.15	104.67	-	1.85	163.97	4.79	5.89	-	10.68	-	-	-	153.29	56.36
Furniture and Fixtures	107.14	102.21	0.84	-	210.19	10.41	11.55	-	21.96	-	-	-	188.23	96.73
Vehicles	121.37	43.97	-	26.10	139.24	16.23	21.73	20.36	17.60	-	-	-	121.65	105.14
Office Equipments	139.62	76.37	0.42	-	216.41	27.55	29.65	-	57.20	-	-	-	159.21	112.07
Others														
Electrical Installations	351.28	728.82	16.72	-	1,096.82	62.36	55.59	-	117.95	-	-	-	978.87	288.92
Total	23,135.57	14,620.81	578.92	29.99	38,305.32	1,247.32	1,532.49	22.16	2,757.65	-	116.78	-	35,430.88	21,888.25
B. Capital Work-in-Progress	3,475.94	12,985.34	429.69	15,050.50	1,840.47	-	-	-	-	-	-	-	1,840.47	3,475.94
Total	3,475.94	12,985.34	429.69	15,050.50	1,840.47	-	-	-	-	-	-	-	1,840.47	3,475.94
C. Intangible Assets Internally Generated														
Development of R&D Products	-	-	-	-	-	-	-	-	-	-	-	-	-	-
Others														
Patents	40.55	-	-	-	40.55	4.47	4.67	-	9.14	-	-	-	31.41	36.08
REACH Registration	70.81	-	-	-	70.81	32.13	25.31	-	57.44	-	-	-	13.37	38.68
Others	47.42	-	-	-	47.42	1.79	4.63	-	6.42	-	-	-	41.00	45.63
Total	158.78	-	-	-	158.78	38.39	34.61	-	73.00	-	-	-	85.78	120.39

Above Assets include Research and Development Assets as mentioned below:

DESCRIPTION	GROSS BLOCK						DEPRECIATION AND AMORTISATION				IMPAIRMENT		NET BLOCK	
	As At April 1, 2017	During the year			As at March 31, 2018	As At April 1, 2017	For the year	Deduction/ (Adjustments)	As At March 31, 2018	As At April 1, 2017	For the year	Deduction/ (Adjustments)	As at March 31, 2018	As At March 31, 2017
		Additions	Other Adjustments	Deduction/ Transfer										
<b>A. Property, Plant and Equipment</b>														
Leasehold Improvements	51.00	-	-	-	51.00	6.92	6.92	-	13.84	-	-	-	37.16	44.08
Plant and Machinery														
Machinery	215.91	5.67	-	-	221.58	134.18	6.83	-	141.01	-	-	-	80.57	81.73
Electrical Equipments	9.03	5.07	-	-	14.10	5.77	0.60	-	6.37	-	-	-	7.73	3.26
Furniture and Fixtures	62.65	-	-	-	62.65	51.59	1.04	-	52.63	-	-	-	10.02	11.06
Vehicles	17.10	9.40	-	-	26.50	3.75	2.03	-	5.78	-	-	-	20.72	13.35
Office Equipments	16.06	-	-	-	16.06	9.37	2.41	-	11.78	-	-	-	4.28	6.69
Others														
Electrical Installations	1.26	-	-	-	1.26	0.45	0.08	-	0.53	-	-	-	0.73	0.81
<b>Current year</b>	<b>373.01</b>	<b>20.14</b>	<b>-</b>	<b>-</b>	<b>393.15</b>	<b>212.03</b>	<b>19.91</b>	<b>-</b>	<b>231.94</b>	<b>-</b>	<b>-</b>	<b>-</b>	<b>161.21</b>	<b>160.98</b>
Previous year	351.70	24.87	-	3.56	373.01	191.78	22.87	2.60	212.05	-	-	-	160.96	
<b>B. Intangible Assets Internally Generated</b>														
Development of R&D Products/ Processes	33.62	-	-	-	33.62	33.62	-	-	33.62	-	-	-	-	-
Others														
Patents	47.09	-	-	-	47.09	11.01	4.67	-	15.68	-	-	-	31.41	36.08
<b>Current year</b>	<b>80.71</b>	<b>-</b>	<b>-</b>	<b>-</b>	<b>80.71</b>	<b>44.63</b>	<b>4.67</b>	<b>-</b>	<b>49.30</b>	<b>-</b>	<b>-</b>	<b>-</b>	<b>31.41</b>	<b>36.08</b>
Previous year	73.01	7.70	-	-	80.71	40.16	4.47	-	44.63	-	-	-	36.08	
<b>C. Capital Work-in-Progress</b>														
	4.40	-	-	-	4.40	-	-	-	-	-	-	-	4.40	4.40
<b>Current year</b>	<b>4.40</b>	<b>-</b>	<b>-</b>	<b>-</b>	<b>4.40</b>	<b>-</b>	<b>-</b>	<b>-</b>	<b>-</b>	<b>-</b>	<b>-</b>	<b>-</b>	<b>4.40</b>	<b>4.40</b>
Previous year	-	29.27	-	24.87	4.40	-	-	-	-	-	-	-	4.40	



- 3.2 Lease period of land at Patalganga and Kurkumbh is 95 years and land at Dahej is 99 years.
- 3.3 Plant, Machinery and Equipment include Rs 17.16 lakhs (Previous Year Rs. 17.16 lakhs) being value of machinery installed at third party premises of Job Contractor (including that of the Associate Company), duly confirmed by them.
- 3.4 Transfer from Capital Work-in-Progress and Intangible Assets Under Development represents capitalisation to Property, Plant and Equipment or Intangible Assets, as the case may be. It also includes write off of Capital Work-in-Progress of Rs. NIL (Previous Year March 31, 2018 Rs. 10.38 lakh).
- 3.5 Other Adjustments under the Gross Block represent Borrowings Costs of Rs. NIL capitalised (Previous year March 31, 2018 Rs. 578.93 lakhs).
- 3.6 Plant, machinery and Equipment lying at the premises of our Associate Company, has been impaired due to technological obsolescence and declining market demands in the previous year.
- 3.7 On all the above items of Property, Plant and Equipment first charge is created except on Freehold Land, Leasehold Improvements, Buildings at Vashi, Worli and Residential Quarters and Vehicles.

Rs. In Lakhs

Particulars	As At March 31, 2019	As At March 31, 2018
US\$ 7.5 million ECB Loan from Citibank secured against first charge on Immovable Properties and second pari passu charge by way of hypothecation of Raw Materials, Inventory, Book Debts, Movable Machineries, both present and future.	<b>5,175.00</b>	5,175.00
US\$ 7.5 million ECB Loan from Standard Chartered Bank secured against first charge on Immovable Properties and second pari passu charge by way of hypothecation of Raw Materials, Inventory, Book Debts, Movable Machineries, both present and future.	<b>5,175.00</b>	5,175.00
US\$ 6.00 million ECB Loan from State Bank of India secured against first charge on Immovable Properties and second pari passu charge by way of hypothecation of Raw Materials, Inventory, Book Debts, Movable Machineries, both present and future.	<b>3,990.00</b>	3,990.00
US\$ 3.20 million ECB Loan from Standard Chartered Bank secured against first charge on Immovable Properties located and second pari passu charge by way of hypothecation of Raw Materials, Inventory, Book Debts, Movable Machineries, both present and future.	-	2,048.00
Working Capital Facilities from Consortium Bank consisting of State Bank of India, Standard Chartered Bank, CITIBANK and Axis Bank secured by hypothecation of stocks of Raw Materials, Semi Finished Goods, Finished Goods, Consumable Stores and Book Debts of the Company, both present and future, as well as by way second mortgage of specific immovable properties.	<b>16,838.00</b>	11,771.00

Rs. In Lakhs

Particulars	No. of equity shares	As at March 31, 2019	No. of equity shares	As at March 31, 2018
<b>4. NON CURRENT FINANCIAL ASSETS - INVESTMENTS</b>				
a) Investment in Associate Company				
Quoted, fully paid Equity shares of Rs. 10 each				
Diamines and Chemicals Limited	29,77,997	1,552.50	29,77,997	1,330.92
<b>TOTAL</b>		<b>1,552.50</b>		<b>1,330.92</b>

Rs. In Lakhs

Particulars	As at March 31, 2019		As at March 31, 2018	
	Cost	Market Value	Cost	Market Value
Aggregate amount of Quoted Investments	144.11	3,582.53	144.11	2,561.08
Aggregate amount of UnQuoted Investments	-	-	-	-
<b>TOTAL</b>	<b>144.11</b>	<b>3,582.53</b>	<b>144.11</b>	<b>2,561.08</b>

Rs. In Lakhs

Particulars	As At March 31, 2019	As At March 31, 2018
<b>5A. NON CURRENT FINANCIAL ASSETS - LOANS</b>		
a) Loans to Employees	45.55	40.35
<b>TOTAL</b>	<b>45.55</b>	<b>40.35</b>
<b>5B. NON CURRENT FINANCIAL ASSETS - OTHER FINANCIAL ASSETS</b>		
a) Derivatives	111.18	19.30
b) Other Financial Assets		
(i) Security Deposits	272.78	257.02
(ii) Margin Money against the Bank Guarantees	13.07	4.36
Gross Non Current financial assets - Other Financial Assets	397.03	280.68
Less: Provision for bad & doubtful other financial assets	-	-
<b>TOTAL</b>	<b>397.03</b>	<b>280.68</b>
<b>5C. CURRENT FINANCIAL ASSETS - LOANS</b>		
a) Loans to Employees	19.72	14.04
<b>TOTAL</b>	<b>19.72</b>	<b>14.04</b>
<b>5D. CURRENT FINANCIAL ASSETS - OTHER FINANCIAL ASSETS</b>		
a) Derivatives	70.77	2.62
b) Other Financial Assets		
(i) Security Deposits	1.46	3.76
(ii) Interest on Bank Deposits	18.99	19.60
Gross Current financial assets - Other Financial Assets	91.22	25.98
Less: Provision for bad & doubtful other financial assets	-	-
<b>TOTAL</b>	<b>91.22</b>	<b>25.98</b>

Rs. In Lakhs

Particulars	As at March 31, 2019	As at March 31, 2018
<b>6A. OTHER NON CURRENT ASSETS</b>		
a) Capital Advances	268.38	990.72
b) Advance Recoverable in cash or kind	23.92	22.65
c) VAT Receivable	544.77	668.83
d) Duty paid under protest	21.07	21.07
<b>TOTAL</b>	<b>858.14</b>	1,703.27
<b>6B. OTHER CURRENT ASSETS</b>		
a) Advance Recoverable in cash or kind	350.98	344.52
b) Advance to Suppliers	679.50	277.88
c) GST and other receivables	2,100.95	1,956.09
<b>TOTAL</b>	<b>3,131.43</b>	2,578.49
<b>6C. NON CURRENT TAX ASSET (NET)</b>		
Taxes Paid	8,257.15	5,914.24
Less : Provision for Taxes	7,900.18	5,571.69
<b>TOTAL</b>	<b>356.97</b>	342.55
<b>7. INVENTORIES</b>		
a) Raw Materials	4,418.80	3,795.13
b) Packing Materials	144.70	141.60
c) Work-in-Progress	986.27	800.66
d) Finished Goods	4,049.43	2,145.63
e) Stores and Spares	680.40	706.21
f) Fuel	289.69	928.88
<b>TOTAL</b>	<b>10,569.29</b>	8,518.11
<b>7A. GOODS IN TRANSIT INCLUDED IN ABOVE INVENTORIES</b>		
a) Raw Materials	23.43	274.54
b) Packing Materials	1.16	-
c) Work in Progress	-	-
d) Finished Goods	746.66	222.33
e) Stores and Spares	4.01	-
f) Others	-	-
<b>TOTAL</b>	<b>775.27</b>	496.87

Rs. In Lakhs

Particulars	As at March 31, 2019	As at March 31, 2018
<b>7B. DETAILS OF INVENTORIES</b>		
Work-in-Progress		
Amines and Amines Derivatives	591.26	518.82
Other Speciality Chemicals	395.01	281.84
<b>TOTAL</b>	<b>986.27</b>	<b>800.66</b>
Finished Goods		
Amines and Amines Derivatives	3,786.61	1,649.94
Other Speciality Chemicals	262.13	495.18
Industrial Gases	0.69	0.51
<b>TOTAL</b>	<b>4,049.43</b>	<b>2,145.63</b>
<b>8. TRADE RECEIVABLES</b>		
Trade Receivables (at amortised cost)		
Unsecured considered good	15,263.39	12,377.56
Gross Trade Receivables	15,263.39	12,377.56
Less: Allowances for expected credit losses	-	-
<b>TOTAL</b>	<b>15,263.39</b>	<b>12,377.56</b>

- (i) The Company has called for balance confirmations from Trade Receivables. It has received a few of the confirmations which have been reconciled with the records of the Company. The other balances have been taken as per the records of the Company.
- (ii) Trade Receivables are non interest bearing and are generally on terms of average 60 days.
- (iii) The impact on account of Revenue Recognition for Domestic and Exports is booked under common Debtors account in place of individual customer accounts.

Details of Expected credit loss on Trade receivables for year ended March 31, 2019

Rs. In Lakhs

Particulars	As at March 31, 2019	Not Due (Rs.)	Due 0 to 30 Days	Due 31 to 90 Days	As at March 31, 2018
<b>Domestic</b>	<b>11,765.65</b>	11,378.44	269.54	117.67	10,012.87
Expected credit loss	-	-	-	-	-
<b>Export</b>	<b>3,497.74</b>	2,757.87	507.73	232.14	2,364.69
Expected credit loss	-	-	-	-	-
<b>GRAND TOTAL</b>	<b>15,263.39</b>	<b>14,136.31</b>	<b>777.27</b>	<b>349.81</b>	<b>12,377.56</b>

Rs. In Lakhs

Particulars	As at March 31, 2019	As at March 31, 2018
<b>9. CASH AND CASH EQUIVALENTS</b>		
a) Balances with Banks		
(i) Current Accounts	1,743.81	165.57
(ii) EEFC Accounts	179.18	55.36
(iii) Fixed Deposit Accounts	9.54	-
b) Cash on Hand	1.38	2.49
<b>TOTAL</b>	<b>1,933.91</b>	<b>223.42</b>
<b>9A. OTHER BANK BALANCES</b>		
a) Unpaid Dividend Accounts	64.10	61.00
b) Margin Money against the Bank Guarantees	18.92	37.68
c) Fixed Deposits with Banks	0.50	0.50
<b>TOTAL</b>	<b>83.52</b>	<b>99.18</b>

- (i) During the year, the Company has transferred Rs. 3.41 Lakhs to Investor Education & Protection Fund (for the year ended March 31, 2018 Rs. 3.48 lakhs)
- (ii) Fixed Deposits with original maturity of more than 3 months having remaining maturity of less than 12 months from Balance Sheet date are disclosed above.

Rs. In Lakhs

Particulars	As At March 31, 2019	As At March 31, 2018
<b>10. EQUITY SHARE CAPITAL</b>		
<b>Authorised:</b>		
3,00,00,000 (Previous Year 3,00,00,000) Equity Shares of Rs. 5 each par value	1,500.00	1,500.00
15,00,000 (Previous Year 15,00,000) Cumulative Redeemable Preference Shares of Rs. 100 each par value	1,500.00	1,500.00
	<b>3,000.00</b>	<b>3,000.00</b>
<b>Issued, Subscribed and Paid Up:</b>		
2,03,96,392 (Previous Year 2,03,96,392 ) Equity Shares of Rs. 5 each par value, fully paid	1,019.82	1,019.82
Shares forfeited	0.78	0.78
<b>TOTAL</b>	<b>1,020.60</b>	<b>1,020.60</b>

#### 10.1 Reconciliation of the number of shares outstanding and amount of share capital

Rs. In Lakhs

Particulars	As at March 31, 2019		As at March 31, 2018	
	No. of shares	Rs. In Lakhs	No. of shares	Rs. In Lakhs
Equity Shares of Rs. 5 par value				
At the beginning of the year	20,396,392	1,019.82	20,396,392	1,019.82
Changes during the year	NIL	NIL	NIL	NIL
At the end of the year	20,396,392	1,019.82	20,396,392	1,019.82

**10.2 Rights, preferences and restrictions**

- i. The Company has only one class of shares, referred to as equity shares, having a par value of Rs 5. Each holder of equity shares is entitled to one vote per share.
- ii. The Company declares and pays dividend in Indian rupees. Final dividend of Rs. 8 per share for face value of Rs. 5 each, proposed by the Board of Directors is subject to the approval of the shareholders at the ensuing Annual General Meeting.  
During the year ended March 31, 2019, the amount per share of final dividend pertaining to the year ended 31 March 2018, distributed to equity shareholders was Rs. 7 for a face value of Rs 5 each. The dividend appropriation for the year ended March 31, 2019, amounts to Rs. 1,721.28 lakhs, including corporate dividend tax of Rs. 293.53 lakhs.
- iii. In the event of liquidation of the Company, the holders of equity shares will be entitled to receive any of the remaining assets of the Company, after distribution of all preferential amounts. The distribution will be in proportion to the number of equity shares held by the shareholders.

**10.3 Details of shares held by shareholders holding more than 5% of the aggregate shares in the Company**

Rs. In Lakhs

Particulars	As at March 31, 2019		As at March 31, 2018	
	No. of shares	% held	No. of shares	% held
Name of the Shareholder				
Yogesh M. Kothari	12,206,622	59.85	12,206,622	59.85

Rs. In Lakhs

Particulars	As at March 31, 2019	As at March 31, 2018
<b>11. OTHER EQUITY</b>		
<b>a) Retained Earnings</b>		
<b>(i) Statement of Profit and Loss :</b>		
Balance brought forward from last year	25,330.18	19,949.82
Profit for the year	8,610.39	6,600.02
Impact of adjustments in Derivatives Financial Instruments	-	63.08
Other Comprehensive Income (Net of tax)		-
Remeasurement of defined benefit obligations	(48.15)	(32.84)
Deferred gains/(losses) on cash flow hedges	(20.70)	(13.63)
Share of OCI in Associate Company	(14.35)	(8.80)
	<b>33,857.37</b>	26,557.65
<b>Appropriations</b>		
Interim/Final Dividend paid	1,427.76	1,019.82
Tax on Interim/Final Dividend	293.54	207.65
	<b>1,721.30</b>	1,227.47
	<b>32,136.07</b>	25,330.18
<b>(ii) General Reserve</b>		
Balance as per last account	3,559.27	3,559.27
<b>Less:</b> Depreciation on assets with NIL useful life as per Component Accounting (Net of Deferred Tax)	-	-
	<b>3,559.27</b>	3,559.27
<b>Total Retained Earnings (i+ii)</b>	<b>35,695.34</b>	28,889.45
b) Securities Premium	1,290.97	1,290.97
c) Capital Reserve	142.70	142.70
d) Capital Redemption Reserve	25.00	25.00
e) Cash Flow Hedge Reserve (OCI)	(370.09)	(466.56)
f) Employee Stock Option Outstanding	103.19	-
<b>Total Other Components of Equity (b+c+d+e+f)</b>	<b>1,191.77</b>	992.11
<b>Total Other Equity</b>	<b>36,887.11</b>	29,881.56

Rs. In Lakhs

Particulars	As At March 31, 2019	As At March 31, 2018
<b>12A. NON CURRENT FINANCIAL LIABILITY-SECURED BORROWINGS AT AMORTISED COST</b>		
<b>Long Term Secured Borrowings</b>		
Term Loans		
From Banks	7,775.37	10,579.75
<b>TOTAL</b>	<b>7,775.37</b>	<b>10,579.75</b>

**Nature of Security and Terms of Repayment of Long-term Borrowings:**
**Term Loan from Banks:**

- (i) Foreign Currency Term Loans to part finance Company's normal capital expenditure, which are secured by creation of a pari passu charge on the Company's immovable properties situated at Plot No. A-7, A-7 (part) and A-25 at Patalganga and Plot no. D-6/1 at Kurkumbh, Maharashtra and also a second pari passu charge by way of hypothecation of Raw Material Inventory, Book Debts, Movable Machinery, etc. of :

Rs. In Lakhs

Particulars	Rate of Interest	As At March 31, 2019	As At March 31, 2018
USD 3.2 million repayable in 16 quarterly instalments beginning from February 11, 2015 (covered by Interest and Currency rate Swap)	<b>3 month LIBOR plus 3.05% p.a.</b>	<b>NIL</b>	462.56
USD 6.00 million repayable in 16 quarterly instalments beginning from April, 2017 (covered by Interest and Currency rate swap). Creation of mortgage for Dahej is in progress.	<b>3 month LIBOR plus 1.65% p.a.</b>	<b>2,245.44</b>	3,171.84
 (ii) Foreign Currency Term Loans to part finance Company's Dahej Project are secured by creation of a pari passu charge on the Company's immovable properties situated at Plot No. A-7, A-7 (part) and A-25 at Patalganga, Maharashtra, Plot no. D-6/1 at Kurkumbh, Maharashtra and Plot No. D-2/CH/149/2 at Dahej, Gujarat and also a second pari passu charge by way of hypothecation of Raw Material Inventory, Book Debts, Movable Machinery, both present and future of :			
USD 7.5 million repayable in 18 quarterly installments beginning from October 2018 (covered by Interest and Currency rate swap). Hypothecation is completed, creation of mortgage is completed.	<b>3 month LIBOR plus 1.40% p.a.</b>	<b>4,678.00</b>	4,956.00
USD 7.5 million repayable in 18 quarterly installments beginning from August 2018 (covered by Interest and Currency rate swap). Hypothecation is completed, creation of mortgage is completed.	<b>1 month LIBOR plus 0.80% p.a.</b>	<b>4,385.63</b>	4,956.00
		<b>11,309.07</b>	13,546.40
Less : Other finance charges deferred over the period of loan (Ind AS Adjustments)		<b>71.98</b>	70.14
		<b>11,237.09</b>	13,476.26
Less : Current Maturities of Long-term Debt (Refer Note 15 (a) (i))		<b>3,461.72</b>	2,896.51
<b>TOTAL</b>		<b>7,775.37</b>	<b>10,579.75</b>

Rs. In Lakhs

Particulars	As At March 31, 2019	As At March 31, 2018
<b>12B. NON CURRENT FINANCIAL LIABILITY - UNSECURED BORROWINGS</b>		
<b>Long term Unsecured Nature and Terms of Repayment Borrowings</b>		
a) Other Loans		
Deferred Payment Liabilities Sales Tax Deferral under the Package Scheme of Incentives, 1993. Interest free deferral period repayable after 10 years from the respective year in which actual tax was collected, commencing from April 26, 2012.	240.72	373.49
<b>TOTAL</b>	<b>240.72</b>	<b>373.49</b>
<b>Less : Current Maturities of Deferred payment liabilities (Refer Note 15 (a) (ii))</b>	<b>111.35</b>	<b>132.77</b>
<b>TOTAL</b>	<b>129.37</b>	<b>240.72</b>

Rs. In Lakhs

Particulars	As At March 31, 2019	As At March 31, 2018
<b>12C. CURRENT FINANCIAL LIABILITY - SHORT TERM SECURED BORROWINGS</b>		
Repayable on Demand		
From Banks	3,508.32	4,209.41
<b>TOTAL</b>	<b>3,508.32</b>	<b>4,209.41</b>

- (i) The above balances comprises of Cash Credits and Bank overdrafts
- (ii) Cash Credits are secured by hypothecation of stocks of raw materials, semi-finished goods, finished goods, consumable stores and book debts of the Company, both present and future, as mentioned in the joint deed of hypothecation dated December 29, 1989 as amended from time to time, as well as by the second mortgage of the specified immovable properties of the Company.

Rs. In Lakhs

Particulars	As At March 31, 2019	As At March 31, 2018
<b>12D. CURRENT FINANCIAL LIABILITY - SHORT TERM UNSECURED BORROWINGS</b>		
a) Loans and Advances Repayable after 12 months from the date of Balance sheet and from Related Parties carries interest rate ranging from 7.25% p.a. to 8.25% p.a.	1,547.00	66.50
<b>TOTAL</b>	<b>1,547.00</b>	<b>66.50</b>
<b>12E. OTHER NON CURRENT FINANCIAL LIABILITIES</b>		
a) Derivatives	1.79	653.65
<b>TOTAL</b>	<b>1.79</b>	<b>653.65</b>



Rs. In Lakhs

Particulars	As At March 31, 2019	As At March 31, 2018
<b>13. NON CURRENT - DEFERRED TAX LIABILITY (NET)</b>		
Deferred Tax Liability	<b>5,066.31</b>	4,048.40
	<b>5,066.31</b>	4,048.40
<b>Deferred Tax Liabilities</b>		
Items of Timing Difference	24.73	
Deferred Tax Liabilities		
Related to Plant, Property and Equipment and Others	<b>5,498.44</b>	4,319.53
<b>(A)</b>	<b>5,523.17</b>	4,319.53
<b>Deferred Tax Assets</b>		
Provision for doubtful debts and advances	-	7.41
Provision for Gratuity	<b>131.58</b>	83.46
Provision for Leave Encashment	<b>96.37</b>	89.87
Disallowance under section 43B	<b>228.91</b>	88.36
Others	-	2.03
<b>(B)</b>	<b>456.86</b>	271.13
<b>Net Deferred Tax Liabilities (A-B)</b>	<b>5,066.31</b>	4,048.40
<b>14. TRADE PAYABLES</b>		
a) Trade Payables	<b>58.88</b>	65.47
b) Total outstanding dues of creditors other than Micro Enterprises and Small Enterprises	<b>12,340.14</b>	6,652.47
<b>TOTAL</b>	<b>12,399.02</b>	6,717.94
(i) The Company has called for balance confirmations from Trade Payables. It has received a few of the confirmations which have been reconciled with the records of the Company. The other balances have been taken as per the records of the Company.		
(ii) Disclosure in accordance with Section 22 of Micro, Small and Medium Enterprises Development Act, 2006: Principal amount remaining unpaid and interest due thereon		
- Principal Amount	<b>58.88</b>	65.47
- Interest	<b>NIL</b>	NIL
Interest paid in term of Section 16	<b>0.14</b>	NIL
Interest due and payable for the period of delay in payment	<b>0.05</b>	NIL
Interest accrued and remaining unpaid	<b>NIL</b>	NIL
Interest due and payable even in succeeding years	<b>NIL</b>	NIL
This information as required to be disclosed under the Micro, Small and Medium Enterprises Development Act, 2006 has been determined to the extent such parties have been identified on the basis of information available with the Company.		

Particulars	As At March 31, 2019	As At March 31, 2018
<b>15. CURRENT FINANCIAL LIABILITY - OTHER FINANCIAL LIABILITIES</b>		
a) Current maturities of Long-Term Debts		
(i) Secured Debts		
Term loans from Banks	3,461.72	2,896.51
(ii) Unsecured Debts		
Deferred Payment Liabilities	111.35	132.77
b) Interest accrued but not due on borrowings	166.88	190.91
c) Unpaid Dividends	64.10	61.00
d) Other Payables		
(i) Capital Expenses	644.52	1,757.64
(ii) Commission payable to Directors	805.33	620.34
(iii) Others	930.61	737.88
e) Derivatives	109.12	5.87
<b>TOTAL</b>	<b>6,293.63</b>	<b>6,402.92</b>
<b>16A. NON CURRENT FINANCIAL LIABILITY - LONG TERM PROVISIONS</b>		
Provision for Employee Benefits		
(i) Gratuity	-	-
(ii) Leave Encashment	186.30	171.49
<b>TOTAL</b>	<b>186.30</b>	<b>171.49</b>
<b>16B. CURRENT FINANCIAL LIABILITY - SHORT TERM PROVISIONS</b>		
Provision for Employee Benefits		
(i) Gratuity	376.60	241.15
(ii) Leave Encashment	89.51	88.20
<b>TOTAL</b>	<b>466.11</b>	<b>329.35</b>
<b>17. OTHER CURRENT LIABILITIES</b>		
(i) Statutory Dues	135.91	86.51
(ii) Advances received from Customers	366.01	94.70
(iii) Deposits from Customers	6.70	1.50
(iv) Employee recoveries and Employer contributions	51.67	45.30
<b>TOTAL</b>	<b>560.29</b>	<b>228.01</b>
<b>18. LIABILITIES FOR TAX (NET)</b>		
Provision for Tax	3,599.11	2,337.66
Less: Taxes Paid	(3,179.73)	(1,996.28)
<b>TOTAL</b>	<b>419.38</b>	<b>341.38</b>

# NOTES FORMING PART OF CONSOLIDATED STATEMENT OF PROFIT & LOSS

Rs. In Lakhs

Particulars	For the year ended March 31, 2019	For the year ended March 31, 2018
<b>19. REVENUE FROM OPERATIONS</b>		
(a) Sale of Products - Manufactured Goods	83,221.85	61,365.46
(b) Other Operating income		
Toll and Other Processing Income	730.73	600.80
Scrap and Raw Material Sales	122.65	117.20
Export Incentives	538.75	394.15
Miscellaneous Income	26.11	5.06
<b>TOTAL</b>	<b>84,640.09</b>	<b>62,482.67</b>
<b>19A. DETAILS OF SALE OF PRODUCTS</b>		
Amines and Amines Derivatives	66,349.56	49,347.47
Other Speciality Chemicals	16,415.45	11,690.53
Industrial Gases	456.84	327.46
<b>TOTAL</b>	<b>83,221.85</b>	<b>61,365.46</b>
<b>20. OTHER INCOME</b>		
(a) Interest Income		
(i) on Fixed Deposits with Banks	3.75	74.95
(ii) on Margin Money	6.30	0.43
(iii) on Income Taxes	-	17.46
(iv) on Value Added Tax	15.43	-
(v) on Others	5.96	5.34
Less: Adjusted with Borrowing costs capitalised	-	(29.47)
Net Interest Income	31.44	68.71
(b) Profit on sale of Capital Assets	13.39	32.07
(c) Insurance claims received	79.44	64.33
(d) Provision for Doubtful Debts/Advances no longer required, written back	51.94	81.42
(e) Net gain on foreign currency transactions	5.92	-
(f) Miscellaneous Income	48.83	24.50
	<b>199.52</b>	<b>202.32</b>
<b>TOTAL</b>	<b>230.96</b>	<b>271.03</b>

Rs. In Lakhs

Particulars	For the year ended March 31, 2019	For the year ended March 31, 2018
<b>21. COST OF MATERIALS CONSUMED</b>		
(a) Raw Materials consumed		
Opening Stock	3,795.13	5,931.05
Add: Purchases	46,346.61	28,347.43
	50,141.74	34,278.48
Less: Closing Stock	4,418.80	3,795.13
	45,722.94	30,483.35
(b) Packing Materials consumed		
Opening Stock	141.61	116.10
Add: Purchases	2,414.72	1,925.06
	2,556.33	2,041.16
Less: Closing Stock	143.55	141.61
	2,412.78	1,899.55
<b>TOTAL</b>	<b>48,135.72</b>	<b>32,382.90</b>
<b>21A. DETAILS OF RAW MATERIALS CONSUMED</b>		
Denatured Ethyl Alcohol, Methanol and other Alcohols	30,958.21	16,206.43
Industrial Gases	6,092.29	5,906.98
Others	8,672.44	8,369.94
<b>TOTAL</b>	<b>45,722.94</b>	<b>30,483.35</b>
<b>22. CHANGES IN INVENTORIES OF FINISHED GOODS AND WORK-IN-PROGRESS</b>		
(a) Finished Goods		
Closing Stock	4,049.43	2,145.63
Less: Opening Stock	2,145.63	3,496.95
	(1,903.80)	1,351.32
(b) Work-In-Progress		
Closing Stock	986.26	800.65
Less: Opening Stock	800.65	490.60
	(185.61)	(310.05)
<b>TOTAL</b>	<b>(2,089.41)</b>	<b>1,041.27</b>
<b>23. EMPLOYEE BENEFITS EXPENSE</b>		
(a) Salaries and Wages		
(i) Directors' Remuneration	412.06	370.21
(ii) Salaries, Wages and Benefits	3,277.41	2,652.41
(b) Commission to Directors	670.54	513.49
(c) Contribution to Provident and other Funds	341.59	291.95
(d) Employee Stock Option Expenses	103.19	-
(e) Staff Welfare Expenses	473.11	370.91
<b>TOTAL</b>	<b>5,277.90</b>	<b>4,198.97</b>

Rs. In Lakhs

Particulars	For the year ended March 31, 2019	For the year ended March 31, 2018
<b>24. FINANCE COSTS</b>		
(a) Interest Expense		
(i) Interest on Cash Credit Facilities/Buyers' Credit	155.61	136.71
(ii) Interest on Term Loans	1,030.25	997.71
(iii) Interest on Others	142.73	74.80
(b) Other Finance Charges	148.07	85.56
<b>Sub total</b>	<b>1,476.66</b>	1,294.78
Less: Interest capitalised	-	479.79
<b>TOTAL</b>	<b>1,476.66</b>	814.99
<b>25. OTHER EXPENSES</b>		
(a) Power, Fuel and Water Charges	8,813.07	6,385.01
(b) Stores and Spares consumed	1,191.78	788.21
(c) Processing Charges	726.42	729.00
(d) Rent	46.94	19.28
(e) Rates and Taxes	35.27	35.18
(f) Repairs and Maintenance		
(i) Building	191.65	108.91
(ii) Plant and Machinery	684.04	491.31
(iii) Others	342.77	205.84
	<b>1,218.46</b>	806.06
(g) Insurance	64.02	57.39
(h) Auditor's Remuneration		
(i) Audit Fees	17.00	15.93
(ii) Tax Audit Fees	3.50	3.50
(iii) Other Services (certification fees)	5.38	3.29
(iv) Reimbursement of Expenses	1.02	0.69
	<b>26.90</b>	23.40
(i) Legal and Professional Fees	215.35	236.64
(j) Export Expenses	1,159.31	653.99
(k) Freight Outward	1,750.47	1,266.18
(l) Bad Debts written off	29.39	27.53
(m) Provision for Doubtful Advances/Deposits	-	21.41
(n) Corporate Social Responsibility (CSR) expenses (Refer Note 27)	162.98	155.10
(o) Assets written off	-	10.38
(p) Inventories written off	40.89	25.34
(q) Miscellaneous expenses	1,399.55	993.57
<b>TOTAL</b>	<b>16,880.80</b>	12,233.68

Rs. In Lakhs

Particulars	For the year ended March 31, 2019	For the year ended March 31, 2018
<b>26. OTHER COMPREHENSIVE INCOME</b>		
(a) Items that will not be reclassified to profit or loss:		
(i) Remeasurment gain/(losses) on defined benefit plans	88.57	59.02
(b) Items that may be reclassified to profit or loss:		
(i) Deferred gains/(losses) on cash flow hedges	31.81	20.84
	120.38	79.86
(i) Income tax relating to items that will not be reclassified to profit or loss	(11.12)	(7.21)
(ii) Income tax relating to items that may be reclassified to profit or loss	(26.06)	(17.38)
	(37.18)	(24.59)
<b>TOTAL</b>	<b>83.20</b>	<b>55.27</b>

Rs. In Lakhs

Particulars	For the year ended March 31, 2019	For the year ended March 31, 2018
<b>27 EXPENDITURE TOWARDS CORPORATE SOCIAL RESPONSIBILITY (CSR) ACTIVITIES:</b>		
a. Gross amount required to be spent by the Company during the year :	167.14	156.96
b. Amount spent and paid on CSR activities included in the Statement of Profit and Loss for the year :		
<b>Nature of Expenses</b>		
Other Expenses (Other than for Construction/Acquisition of any asset)		
Environment sustainability and Rural development	43.38	79.32
Education/Sports	77.63	27.89
Health/Woman Empowerment	38.89	42.99
Others	3.08	4.90
<b>TOTAL</b>	<b>162.98</b>	<b>155.10</b>

## 28. EXPENSES INCURRED ON RESEARCH AND DEVELOPMENT DURING THE YEAR ARE INCLUDED IN THE STATEMENT OF PROFIT AND LOSS

Rs. In Lakhs

Particulars	For the year ended March 31, 2019	For the year ended March 31, 2018
Cost of Material Consumed (In Note 21)		
Raw Material	0.07	7.44
Packing Material	0.52	0.30
Changes of Inventories of FG and WIP		
Finished goods	0.16	0.12
Work in Progress	-	0.09
Employee Benefits Expense (In Note 23)		
Salaries and Wages	244.58	294.98
Contribution to Provident and Other Funds	22.70	26.37
Staff Welfare Expenses	10.38	14.27
	277.66	335.62
Depreciation	10.55	24.59
Other Expenses (In Note 25)		
Stores and Spares Consumed	18.46	15.81
Power and Fuel	0.01	0.06
Rent	-	13.80
Repairs and Maintenance:		
Plant and Machinery	2.77	1.58
Others	4.30	5.22
Insurance	0.17	0.64
Rates and Taxes	-	2.77
Miscellaneous Expenses	35.66	64.09
	61.37	103.97
<b>TOTAL</b>	<b>350.34</b>	<b>472.13</b>

## 28A. Expenses incurred on Research and Development during the year are included in the Fixed Assets and Capital work in progress

Rs. In Lakhs

Particulars	For the year ended March 31, 2019	For the year ended March 31, 2018
P & M and Equipments	11.99	5.67
Furniture & Fixtures	1.21	-
Office Equipments	-	-
Intangible Assets	-	-
Electrical Installations	-	-
Vehicles	-	9.40
Electrical Equipments	3.60	5.07
Capital Work in Progress	-	-
	16.80	20.14
<b>TOTAL</b>	<b>16.80</b>	<b>20.14</b>

Rs. In Lakhs

Particulars	As at March 31, 2019	As at March 31, 2018
<b>29. CONTINGENT LIABILITIES AND COMMITMENTS</b>		
Contingent Liabilities : (to the extent not provided for)		
i. Claims against the Company by Ex-employees in Labour Court not acknowledged as debts	23.73	67.73
ii. Income Tax (Amount of deposit Rs. 330.97 lakhs -current year and Rs. 330.97 in 2017-18)	210.11	353.52
iii. Central Excise/Service Tax (Amount of deposit Rs. 21.07 lakhs - current year and Rs. 21.07 lakhs in 2017-18)	867.62	820.84
iv. Amount paid to GIDC (Amount of deposit Rs. 72.62 lakhs in 2017-18)	NIL	72.62
v. Penalty u/s 29(3) of MVAT Act 2002 for disallowed input credit and penalty on job work charges as per assessment order	35.66	NIL

Rs. In Lakhs

Particulars	As At March 31, 2019	As At April 1, 2018
<b>29A. Commitments</b>		
Estimated amount of contracts remaining to be executed on capital account	752.29	1,856.35
Less : Capital Advances	268.38	990.72
Net Estimated Amount	483.91	865.63

30. The shares of the associate were acquired on March 14, 2001. The value of investment in the associate is valued at Rs. 1,552.51 lakhs (Rs.1,330.92 lakhs in previous year) as per Ind AS 28 on Investment in Associates and Joint Ventures.

Rs. In Lakhs

Particulars	Gratuity	
	For the year ended March 31, 2019	For the year ended March 31, 2018
<b>31 EMPLOYEE BENEFITS</b>		
<b>As per Actuarial Valuation</b>		
<b>I. Expense recognised in the Statement of Profit and Loss for the year ended</b>		
a. Current service cost	47.06	46.02
b. Net Interest on net Defined Liability/ Asset	16.58	12.23
<b>c. Total Expenses</b>	63.63	58.25
<b>II. Amount recognised in Other Comprehensive Income</b>		
a. Actuarial (Gains)/Losses on Liability	67.09	50.09
b. Return on Plan Assets excluding amount included in Net interest on Defined Liability / (Asset) above	7.13	0.13
<b>c. Total</b>	74.22	50.22
<b>III. Net Assets / (Liability) recognised in the Balance Sheet</b>		
a. Present Value of Defined Benefit Obligation	1,244.67	1,080.32
b. Fair Value of Plan Assets	868.08	839.17
c. Funded Status [ Surplus / (Deficit) ]	376.60	241.15
<b>Net (Asset) / Liability</b>	376.60	241.15



Rs. In Lakhs

Particulars	Gratuity	
	For the year ended March 31, 2019	For the year ended March 31, 2018
<b>IV. Change in Present value of Obligation</b>		
a. Present Value of Defined Benefit Obligation at the beginning of the year	<b>1,080.32</b>	941.87
b. Current Service Cost	<b>47.06</b>	46.02
c. Interest Cost	<b>82.28</b>	67.82
d. Past Service Cost (Non Vested Benefit)	-	-
e. Past Service Cost (Vested Benefit)	-	-
f. Benefit paid	<b>(32.07)</b>	(25.48)
g. Actuarial (Gain) / Loss on obligation	<b>67.09</b>	50.09
<b>Present Value of Defined Benefit Obligation at the end of the year</b>	<b>1,244.67</b>	1,080.32
<b>V. Actual Return on Plan Assets</b>		
Expected Return on Plan Assets	<b>65.71</b>	55.59
Actuarial Gain / (Loss) on Plan Assets	<b>(7.13)</b>	(0.13)
<b>Actual Return on Plan Assets</b>	<b>58.58</b>	55.46
<b>VI. Balance Sheet Reconciliation</b>		
Opening Net Liability	<b>241.15</b>	169.80
Expenses recognised in Profit & Loss Account	<b>63.63</b>	58.23
Amount recognised in Other Comprehensive Income	<b>74.22</b>	50.22
Less: Employer's Contribution	<b>2.40</b>	37.10
<b>Amount Recognised in Balance Sheet (Asset) / Liability</b>	<b>376.60</b>	241.15

## Sensitivity Analysis

Rs. In Lakhs

Projected Benefit Obligation on Current Assumptions	For the year ended March 31, 2019		For the year ended March 31, 2018	
	Increase	Decrease	Increase	Decrease
Delta Effect of +1% Change in Rate of Discounting	<b>(45)</b>	-	(40)	-
Delta Effect of -1% Change in Rate of Discounting	-	<b>52</b>	-	46
Delta Effect of +1% Change in Rate of Salary Increase	-	<b>53</b>	-	47
Delta Effect of -1% Change in Rate of Salary Increase	<b>(47)</b>	-	(42)	-
Delta Effect of +1% Change in Rate of Employee Turnover	-	<b>11</b>	-	10
Delta Effect of -1% Change in Rate of Employee Turnover	<b>(13)</b>	-	(12)	-

The sensitivity analysis have been determined based on reasonably possible changes of the respective assumptions occurring at the end of the reporting period, while holding all other assumptions constant.

The sensitivity analysis presented above may not be representative of the actual change in the projected benefit obligation as it is unlikely that the change in assumptions would occur in isolation of one another as some of the assumptions may be correlated.

Furthermore, in presenting the above sensitivity analysis, the present value of the projected benefit obligation has been calculated using the projected unit credit method at the end of the reporting period, which is the same method as applied in calculating the projected benefit obligation as recognised in the balance sheet.

There was no change in the methods and assumptions used in preparing the sensitivity analysis from prior years.

**Maturity Analysis of the Benefit Payments from the Fund**

Rs. In Lakhs

Projected Benefits Payable in Future years from the date of reporting	As at March 31, 2019	As at March 31, 2018
1st Following Year	475	406
2nd Following Year	33	25
3rd Following Year	49	42
4th Following Year	76	44
5th Following Year	60	68
Sum of Years 6 To 10	251	239
Sum of Years 11 and above	835	745

Rs. In Lakhs

Particulars	Leave Salary	
	For the year ended March 31, 2019	For the year ended March 31, 2018
<b>I. Expense recognised in the Statement of Profit and Loss for the year ended</b>		
a. Current Service Cost	22.61	29.68
b. Net Interest on net Defined Liability/ Asset	20.33	16.33
c. Acturial (Gains)/Losses on Liability	(12.56)	4.45
<b>d. Total Expenses</b>	<b>30.39</b>	<b>50.46</b>
<b>II. Net Assets / (Liability) recognised in the Balance Sheet</b>		
a. Present Value of Unfunded Obligations	275.80	259.69
b. Unrecognised Past Service Cost	-	-
c. Fair Value of Plan Assets	-	-
<b>d. Net Liability</b>	<b>275.80</b>	<b>259.69</b>
<b>III. Change in Present value of Obligation during the year ended</b>		
a. Present Value of Unfunded Obligation at the beginning of the year	259.69	226.80
b. Current Service Cost	22.61	29.68
c. Interest Cost	20.33	16.33
d. Acturial Gain/Loss	(12.56)	4.45
e. Benefit paid	14.26	17.57
<b>f. Present Value of Unfunded Obligation at the end of the year</b>	<b>275.81</b>	<b>259.69</b>

**Experience adjustment:-**

Rs. In Lakhs

Gratuity	2018-19	2017-18
Present Value of Unfunded Obligations	1,244.67	1,080.32
Fair Value of Plan Assets	868.07	839.17
Funded Status [(Surplus)/Deficit]	376.60	241.15
Experience adjustments on Plan Liabilities	65.15	78.58
Experience adjustments on Plan Assets	(7.13)	(0.13)
<b>TOTAL</b>	<b>58.02</b>	<b>78.45</b>

The expected contributions for Defined Benefit Plan for the next Financial Year will be in line with 2018-19

Rs. In Lakhs

Leave Salary	2018-19	2017-18
Present Value of Unfunded Obligations	275.81	259.69
Fair Value of Plan Assets	-	-
Funded Status [(Surplus)/Deficit]	275.81	259.69
Experience adjustments on Plan Liabilities	(13.31)	15.96
Experience adjustments on Plan Assets	-	-
<b>TOTAL</b>	<b>(13.31)</b>	<b>15.96</b>

Assumptions	As at March 31, 2019	As at March 31, 2018
1. Discount Rate	7.79%	7.83%
2. Expected Return on Plan Assets	7.79%	7.83%
3. Salary Growth Rate	5.00%	5.00%
4. Withdrawal Rate	Indian Assured Lives Mortality (2006-08)	Indian Assured Lives Mortality (2006-08)

### Share Based Payments

The disclosure envisaged in terms of Regulation '14(C) of Securities Exchange Board of India (Share Based Employee Benefits) Regulations, 2014, the particulars of Employee Stock Option Scheme (ESOS) as on March 31, 2019, were as under:-

A description of Employee Stock Option Scheme existed during the period from April 01, 2018 to March 31, 2019

Name of the Plan	Date of Shareholders approval	Total No. of Options approved	Vesting requirements	Exercise price or pricing formula
Alkyl Amines Employees Stock Option Plan 2018	14.01.2019	54,621	Options being vested in phased manner after completion of one year from the date of grant	Exercise price is the market price or such other price as determined by the Nomination and Remuneration Committee

### Employee Stock Option Plan

Particulars	Grant I	Grant II	Grant III	Grant IV
No. of Options	4,416	23,805	8,800	17,600
Method of Accounting	Fair Value method			
Vesting period (in years)	1	2	3	5
Exercise period (in years) from date of vesting	5	5	5	5
Grant date	25-Mar-19	25-Mar-19	25-Mar-19	25-Mar-19
Expected life (in years)	5	2	5	5
Exercise price (Rs.)	150.00	150.00	700.00	700.00
Market price (Rs.)	812.20	812.20	812.20	812.20
Vesting Condition	Based on past performance		Based on future performance rating	
Mode of Settlement	Equity shares			

## Fair Valuation of Employee Stock Option

Particulars	Grant I	Grant II	Grant III	Grant IV
No. of Options	4,416	23,805	8,800	17,600
Model used	Black-Scholes Model			
Expected volatility	40%	40%	40%	40%
Risk free interest rate	7.47%	7.47%	7.47%	7.47%
Weighted Average Fair Value (Rs.)	683.05	687.78	359.93	399.81

## 32. SEGMENT REPORTING

### 32.1 Primary Segment:

The Company is exclusively engaged in the business of “Specialty Chemicals”. This in the context of Ind AS 108 “Operating Segment”.

### 32.2 Secondary Segment (by Geographical Segment):

Rs. In Lakhs

Particulars	Within India		Outside India		Total	
	2018-19	2017-18	2018-19	2017-18	2018-19	2017-18
Segment Revenue	<b>67,067.84</b>	50,730.42	<b>17,572.25</b>	10,886.93	<b>84,640.09</b>	61,617.35
Carrying amount of Segment Assets	<b>70,996.79</b>	61,013.60	<b>3,498.45</b>	2,348.72	<b>74,495.24</b>	63,362.32
Capital Expenditure	<b>41,957.22</b>	37,285.35	<b>0.70</b>	71.77	<b>41,957.93</b>	37,357.12

### 32.3 The segment revenue in Geographical Segments considered for disclosure is as follows:

- Revenue within India includes sales to customers located within India and Other Operating Revenue earned in India.
- Revenue outside India includes sales to customers located outside India and Other Operating Revenue earned outside India.

## 33. LIST OF RELATED PARTIES AND THEIR RELATIONSHIPS

- Associate Company:  
Diamines and Chemicals Limited
- Key Management Personnel:
  - Yogesh M. Kothari - Chairman & Managing Director
  - Kirat Patel - Executive Director
  - Suneet Y. Kothari - Executive Director
- Relative of Key Management Personnel:  
Hemendra M. Kothari
- Entities over which Key Management Personnel has Control:
  - Anjyko Investments Private Limited
  - Niyoko Trading & Consultancy LLP
  - YMK Trading & Consultancy LLP
  - SYK Trading & Consultancy LLP

### 34. RELATED PARTY DISCLOSURES

Following transactions were carried out in the ordinary course of business with the parties referred to in 8 above. There was no amount written off or written back from such parties during the year. The related parties included in the various categories above, where transactions have taken place are given below :

Rs. In Lakhs

Particulars	Key Management Personnel and their relative [with 33 (II) and (III) above]	Entities on which Key Management Personnel has control [with 33 (IV) above]	Entities on which relative of Key Management Personnel has Control
<b>Loans and Advances - Unsecured :</b>			
Loan from Directors –Received			
Yogesh Kothari	<b>2,250.00</b> (750.00)		
Others	<b>327.00</b> (107.00)	<b>NIL</b> (145.00)	
Loan from Directors – Repaid			
Yogesh Kothari	<b>800.00</b> (750.00)		
Others	<b>296.50</b> (93.00)		
Unsecured Loans- Paid		<b>NIL</b> (145.00)	<b>NIL</b> (NIL)
<b>Interest Expenses :</b>			
On Loans from Directors			
Yogesh Kothari	<b>96.62</b> (26.63)		
Others	<b>6.60</b> (4.58)		
On Deposit - Inter Corporate			
Anjyko Investments Private Limited		<b>NIL</b> (1.78)	
On Unsecured Loans			
Niyoko Trading & Consultancy LLP		<b>NIL</b> (0.85)	
YMK Trading & Consultancy LLP		<b>NIL</b> (0.85)	
SYK Trading & Consultancy LLP		<b>NIL</b> (0.32)	
<b>Directors' Remuneration:</b>			
Yogesh Kothari	<b>607.16</b> (495.75)		
Kirat Patel	<b>245.19</b> (210.42)		
Suneet Kothari	<b>239.41</b> (204.39)		

Particulars	Key Management Personnel and their relative [with 33 (II) and (III) above]	Entities on which Key Management Personnel has control [with 33 (IV) above]	Entities on which relative of Key Management Personnel has Control
Hemendra Kothari			
Sitting Fees	0.72 (0.72)		
Commission	17.81 (15.04)		
<b>Outstanding Balance As At March 31, 2019</b>			
Loans From Directors			
Yogesh Kothari	1,450.00 (NIL)		
Others	97.00 (66.50)		

### 35. LEASES

#### 35.1 Where the Company is a Lessee:

The Company has taken residential, office and godown premises under operating lease on leave and licence agreement. These are generally cancellable and range between 11 months and five years under leave and licence, or longer for other leases and are renewable by mutual consent on mutually agreeable terms.

Lease/Rent payments are recognised in the Statement of Profit and Loss as 'Rent' under 'Other Expenses' in Note 25.

Future minimum lease rental payable is as under:

Particulars	Rs. In Lakhs	
	As at March 31, 2019	As at March 31, 2018
Within 1 year	25.72	27.57
After 1 year but before 5 years	60.00	78.00
After 5 years	-	-

Land taken on lease has been amortised over the respective lease period and Rs. 31.07 lakhs (Previous Years - Rs. 15.26 lakhs) has been amortised during the year.

### 36. EARNINGS PER SHARE

EPS is calculated by dividing the profit attributable to the equity shareholders by the weighted average number of equity shares outstanding during the year. Numbers used for calculating basic and diluted earnings per equity share are as stated below.

Particulars	Rs. In Lakhs	
	For the Year ended March 31, 2019	For the Year ended March 31, 2018
<b>Numerator for Basic Earnings per Share</b>		
Net Profit after Tax for the year before Preference Dividend	8,610.38	6,600.02
Net Profit after Tax for the year (a)	8,610.38	6,600.02
<b>Denominator for Basic Earnings per Share</b>		
Weighted average number of Shares (b)	20,396,392	20,396,392
<b>Basic Earnings per Share [(a) / (b)] (In Rs)</b>	42.22	32.36
Face value per Share (In Rs.)	5.00	5.00

Rs. In Lakhs

Particulars	For the Year ended March 31, 2019	For the Year ended March 31, 2018
<b>Numerator for Diluted Earnings per Share</b>		
Net Profit after tax for the year before Preference Dividend	8,610.38	6,600.02
Net Profit after tax for the year (a)	8,610.38	6,600.02
<b>Denominator for Diluted Earnings per Share</b>		
Weighted average number of Shares (b)	20,396,392	20,396,392
Stock Options granted- [c]	54,621	-
<b>Diluted Earnings per Share [(a) / (b+c)] (In Rs)</b>	42.10	32.36
Face value per Share (In Rs)	5.00	5.00

### 37. PROPOSED DIVIDEND

Rs. In Lakhs

Particulars	As at March 31, 2019	As at March 31, 2018
Proposed Dividend	1,631.71	1,427.75
Tax on Proposed Dividend	335.48	290.66

### 38. CONSUMPTION OF IMPORTED/INDIGENOUS MATERIALS

Rs. In Lakhs

Particulars	For the year ended March 31, 2019		For the year ended March 31, 2018	
	Percentage	Value	Percentage	Value
<b>Raw Materials</b>				
Imported	22.13%	10,118.12	29.96%	9,134.00
Indigenous	77.87%	35,604.82	70.04%	21,349.35
<b>TOTAL</b>	100.00%	45,722.94	100.00%	30,483.35
<b>Stores and Spares</b>				
Imported	7.35%	87.59	1.40%	13.11
Indigenous	92.65%	1,104.20	98.60%	925.15
<b>TOTAL</b>	100.00%	1,191.78	100.00%	938.26

### 39. VALUE OF IMPORTS CALCULATED ON C.I.F BASIS

Rs. In Lakhs

Particulars	For the Year ended March 31, 2019	For the Year ended March 31, 2018
Raw Materials	8,097.92	6,215.47
Stores and Spares	8.16	12.31
Capital Goods	72.75	498.50
<b>TOTAL</b>	8,178.83	6,726.28

Rs. In Lakhs

Particulars	For the Year ended March 31, 2019	For the Year ended March 31, 2018
<b>40. EXPENDITURE IN FOREIGN CURRENCY</b>		
<b>i. Interest</b>		
Term Loan	448.07	374.96
Less : Capitalised	-	146.27
	448.07	228.69
Buyer's Credit	-	27.46
Others	111.63	42.95
<b>ii) Other Finance Charges</b>	13.44	7.38
Less : Capitalised	-	-
	13.44	7.38
<b>iii. Other Expenses</b>		
Commission on Sales	81.66	48.24
Professional Charges	30.77	46.90
Miscellaneous Expenses	33.63	-
Freight Outward	5.62	-
<b>TOTAL</b>	<b>724.82</b>	<b>401.62</b>
<b>41. EARNINGS IN FOREIGN CURRENCY</b>		
Export of Goods at F.O.B. value	14,715.39	10,908.73
Other Income	22.36	-
<b>TOTAL</b>	<b>14,737.75</b>	<b>10,908.73</b>

## 42 INCOME TAXES

- a. Reconciliation of the tax expense to the amount computed by applying the statutory income tax rate to the profit before taxes is summarized below:

Rs. In Lakhs

Particulars	For the Year ended March 31, 2019	For the Year ended March 31, 2018
Accounting Profit Before Tax	13,255.42	9,748.48
Tax rate - Corporate Tax	34.94%	34.61%
- Capital Gains Tax	-	-
Expected income tax expense	4,631.44	3,373.75
Tax effect of non-taxable income (Capital Gain On Fair Valuation Of Land)	-	5.87
Tax Effect of Items Disallowed / (Allowed)	16.01	46.20
Effect of ICDS	13.40	2.04
Tax Effect on Depreciation	(975.38)	(937.86)
Research & Development expenses allowable u/s 35 (2AB) of The Income Tax Act, 1961	(65.67)	(144.23)
MAT Credit	-	-
<b>Total Income Tax Expense</b>	<b>3,619.81</b>	<b>2,345.77</b>



**b. Significant component of Deferred Tax Assets and Liabilities for the year ended March 31, 2019**

Rs. In Lakhs

Particulars	As At April 1, 2018	Deferred tax expense/ (income recognized in profit and loss)	Deferred tax expense/ (income recognized in OCI)	As At March 31, 2019
<b>Deferred Tax Assets</b>				
Provision for Doubtful Advances	7.41	(7.41)	-	<b>(0.00)</b>
Provision for Gratuity	83.46	124.72	-	<b>208.18</b>
Provision for Leave Encashment	89.87	6.49	-	<b>96.36</b>
Provision for Bonus	3.54	5.42	-	<b>8.96</b>
Others	86.85	31.77	-	<b>118.62</b>
<b>Sub Total</b>	<b>271.13</b>	<b>160.99</b>	<b>-</b>	<b>432.12</b>
<b>Deferred Tax Liabilities</b>				
Tangible and Intangible Assets	4,319.53	1,178.89	-	<b>5,498.42</b>
<b>Sub Total</b>	<b>4,319.53</b>	<b>1,178.89</b>	<b>-</b>	<b>5,498.42</b>
<b>Net Deferred Tax Liability</b>	<b>4,048.40</b>	<b>1,017.90</b>	<b>-</b>	<b>5,066.31</b>

**c. Significant component of Deferred Tax Assets and Liabilities for the year ended March 31, 2018 is as follows:**

Rs. In Lakhs

Particulars	As At April 1, 2017	Deferred tax expense/ (income recognized in profit and loss)	Deferred tax expense/ (income recognized in OCI)	As At March 31, 2018
<b>Deferred Tax Assets</b>				
Provision for Doubtful Advances	36.40	(28.99)		7.41
Provision for Gratuity	58.77	24.69	-	83.46
Provision for Leave Encashment	78.49	11.38	-	89.87
Provision for Bonus	33.81	(30.27)	-	3.54
Others	(1.47)	88.32	-	86.85
<b>Sub Total</b>	<b>206.00</b>	<b>65.13</b>	<b>-</b>	<b>271.13</b>
<b>Deferred Tax Liabilities</b>				
Tangible and Intangible Assets	3,478.43	841.10	-	4,319.53
<b>Sub Total</b>	<b>3,478.43</b>	<b>841.10</b>	<b>-</b>	<b>4,319.53</b>
<b>Net Deferred Tax Liability</b>	<b>3,272.43</b>	<b>775.97</b>	<b>-</b>	<b>4,048.40</b>

### 43. FINANCIAL AND OTHER DERIVATIVE INSTRUMENTS

Refer Note 1 (m), (n) and (o) for accounting policies on Financial Instruments.

#### 43.1 Capital Management

The Company manages its capital to ensure that it will be able to continue as a Going Concern while maximising the return to stakeholders through optimisation of the Debt and Equity Balance.

The Gearing ratio at the end of the reporting period

Particulars	Rs. In Lakhs	
	As At March 31, 2019	As At March 31, 2018
A. Debt	16,954.29	19,120.69
B. Cash and Bank Balance	2,017.43	322.60
C. Net Debt (A-B)	14,936.86	18,798.09
D. Total Equity	37,907.71	30,902.16
E. Net Debt to equity ratio (C/D)	0.39 times	0.61 times

The Company is subject to externally imposed capital requirements as part of its debt covenants such as maintaining a Total Debt to EBIDTA ratio of 0.99 times, a Debt Service Coverage ratio of 4.59 times and a Total Debt to Tangible Net Worth ratio of 0.45 times.

The Company manages its capital structure and makes adjustments to it in light of changes in economic conditions and the requirements of the financial covenants. The Company monitors capital by computing the above ratios on an annual basis and ensuring that the same is in Compliance with the requirements of the Financial Covenants.

#### Total Debt to EBIDTA ratio at the end of the reporting period

Particulars	Rs. In Lakhs	
	As At March 31, 2019	As At March 31, 2018
A. Total Debt	16,954.29	19,120.69
B. EBIDTA	17,065.77	12,130.57
Total Debts to EBIDTA (A/B)	0.99 times	1.58 times

#### Total Debt service coverage ratio at the end of the reporting period

Particulars	Rs. In Lakhs	
	As At March 31, 2019	As At March 31, 2018
A. EBIDTA	17,065.77	12,130.57
B. Interest	1,476.66	814.99
C. Loan Repayment	2,237.33	1,814.57
D. Total Interest and Loan Repayment (B+C)	3,713.99	2,629.56
E. Debts Service Coverage Ratio (A/D)	4.59 times	4.61 times

Note: Interest cost for year ended March 31, 2018 is net of capitalization Rs. 479.79 lakhs.

**Total Debt to Tangible Net worth ratio at the end of the reporting period**

Rs. In Lakhs

Particulars	As At March 31, 2019	As At March 31, 2018
A. Total Debt	<b>16,954.29</b>	19,120.69
B. Tangible Networth	<b>37,907.71</b>	30,902.16
C. Total Debt to Tangible Net Worth (A/B)	<b>0.45 times</b>	0.62 times

**43.2 Financial instruments by category**

Rs. In Lakhs

Particulars	As at March 31, 2019				
	FVTPL	FVOCI	Amortised cost	Carrying value	Fair value
<b>Financial Assets</b>					
Investment	-	-	1,552.50	1,552.50	-
Trade Receivables	-	-	15,263.39	15,263.39	-
Cash and Cash Equivalents	-	-	2,017.43	2,017.43	-
Deposits	-	-	274.24	274.24	-
Loans	-	-	78.35	78.35	-
Derivative Asset	181.95	-	-	-	181.95
Other Financial Assets	-	-	18.99	18.99	-
<b>TOTAL</b>	<b>181.95</b>	<b>-</b>	<b>19,204.89</b>	<b>19,204.89</b>	<b>181.95</b>
<b>Financial Liabilities</b>					
Borrowings	-	-	12,960.06	12,960.06	-
Trade Payables	-	-	12,399.02	12,399.02	-
Derivative Liability	1.79	109.12	-	-	110.90
Other Financial Liabilities	-	-	6,184.50	6,184.50	-
<b>TOTAL</b>	<b>1.79</b>	<b>109.12</b>	<b>31,543.58</b>	<b>31,543.58</b>	<b>110.90</b>

Rs. In Lakhs

Particulars	As at March 31, 2018				
	FVTPL	FVOCI	Amortised cost	Carrying value	Fair value
<b>Financial Assets</b>					
Investment	-	-	1,330.92	1,330.92	-
Trade Receivables	-	-	12,377.56	12,377.56	-
Cash and Cash Equivalents	-	-	322.60	322.60	-
Deposits	-	-	260.78	260.78	-
Loans	-	-	58.74	58.74	-
Derivative Asset	21.91	-	-	-	21.91
Other Financial Assets	-	-	19.60	19.60	-
<b>TOTAL</b>	<b>21.91</b>	<b>-</b>	<b>14,370.20</b>	<b>14,370.20</b>	<b>21.91</b>
<b>Financial Liabilities</b>					
Borrowings	-	-	15,096.38	15,096.38	-
Trade Payables	-	-	6,717.94	6,717.94	-
Derivative Liability	653.65	5.87	-	-	659.52
Other Financial Liabilities	-	-	6,397.04	6,397.04	-
<b>TOTAL</b>	<b>653.65</b>	<b>5.87</b>	<b>28,211.36</b>	<b>28,211.36</b>	<b>659.52</b>

## i) Fair value hierarchy

The fair value of financial instruments as referred to in note above have been classified into three categories depending on the inputs used in the valuation technique. An explanation of each level follows underneath the table.

Rs. In Lakhs

Financial assets and liabilities measured at fair value -recurring fair value measurements	Notes	Level 1	Level 2	Level 3	Total
<b>Derivatives designated as hedges</b>					
<b>Derivative Assets</b>					
March 31, 2019	(i)	-	-	181.95	<b>181.95</b>
March 31, 2018	(ii)	-	-	21.91	<b>21.91</b>
<b>Financial assets and liabilities measured at fair value -recurring fair value measurements</b>					
<b>Derivatives designated as hedges</b>					
<b>Derivative Assets</b>					
March 31, 2019	(i)	-	-	110.90	<b>110.90</b>
March 31, 2018	(ii)	-	-	659.52	<b>659.52</b>

Level 1: Level 1 hierarchy includes financial instruments measured using quoted prices.

Level 2: The fair value of financial instruments that are not traded in an active market is determined using valuation techniques which maximize the use of observable market data and rely as little as possible on entity-specific estimates. If all significant inputs required to determine fair value of an instrument are observable, the instrument is included in Level 2.

Level 3: If one or more of the significant inputs is not based on observable market data, the instrument is included in level 3.

## ii) Valuation technique used to determine fair value

Specific valuation techniques used to value financial instruments include:

- The fair value of forward foreign exchange contracts is determined using forward exchange rates at the Balance Sheet date
- The fair value of receivables is considered to be the same as its carrying value due to short term nature.

## iii) Valuation process

The finance department of the Company includes a team that performs the valuations of assets and liabilities required for financial reporting purposes, including level 3 fair values.

## iv) Fair value of financial assets and liabilities measured at amortised cost

The carrying amounts of trade receivables, security deposits, cash and cash equivalents, interest accrued on fixed deposits, trade payables, borrowings are considered to be the same as their fair values, due to their short-term nature. The non-current borrowings are at market interest rate and are assumed to be equivalent to its fair value.

## 43.3 Financial Risk Management Policies and Objectives:

The Company, in the course of its business, is exposed to a variety of financial risks, viz. market risk, credit risk and liquidity risk which can adversely impact the financial performance. The Company's endeavour is to foresee the unpredictability of financial markets and seek to minimize potential adverse effects on its financial performance. The Company has a risk management policy that not only covers the foreign exchange risk but also other risks such as interest rate risk and credit risk which are associated with financial assets and liabilities. The risk management policy of the Company is approved by its Board of Directors. The risk management framework focuses on actively securing the Company's short to medium terms cash flows by minimising the exposure to financial markets.

Presented below is a description of our risks (market risk, credit risk and liquidity risk) together with a sensitivity analysis, performed annually, of each of these risks, based on selected changes in market rates and prices. These analysis reflect the management's view of changes which are reasonably likely possible to occur over a one year period.

#### Market risk

Market risk is the risk of any loss in future earnings, in realizable fair values or in future cash flows that may result from a change in the price of a financial instrument. The value of a financial instrument may change as a result of changes in the interest rates, foreign currency exchange rates, equity price fluctuations, liquidity and other market changes. Future specific market movements cannot be normally predicted with reasonable accuracy.

#### Foreign currency exchange rate risk:

The fluctuation in foreign currency exchange rates may have a potential impact on the standalone Statement of Profit and Loss and equity. This arises from transactions entered into in foreign currency and assets/liabilities which are denominated in a currency other than the functional currency of the Company.

A majority of the Company's foreign currency transactions are denominated in US Dollars. Other foreign currency transactions entered into by the Company are in EURO. However, the size of these transactions is relatively small in comparison to the US dollar transactions. Thus, the foreign currency sensitivity analysis has only been performed in relation to the US Dollar (USD).

The Company evaluates the impact of foreign exchange rate fluctuations by assessing its exposure to exchange rate risks. Further, in accordance with its risk management policy, Company hedges its risks by using derivative financial instruments. The use of these instruments facilitates the management of transactional exposures to exchange rate fluctuations because the gains or losses incurred on the derivative instruments will offset, in whole or in part, losses or gains on the underlying foreign currency exposure.

#### Details of foreign currency exposure at the end of the reporting period are as follows:

- a. **Derivative Contracts entered into by the Company are for hedging foreign currency risks. The following contracts have remained outstanding:**

		Amount in Lakhs			
Particulars	Foreign Currency	As at March 31, 2019		As at March 31, 2018	
		Amount In Foreign currency	Amount in Indian Rupees	Amount In Foreign currency	Amount in Indian Rupees
Forward Contracts for					
Forward Contracts for firm commitment for Export Trade	USD	21.30	1,451.60	20.63	1,356.04
	EURO	2.30	175.56	2.47	200.59
Forward Contracts for firm commitment for Import Trade	USD	59.38	4,166.48	2.75	180.60
	EURO	-	-	-	-
Cross currency and Interest Rate Swap for					
ECB Loans	USD	161.17	11,309.07	205.00	13,546.40
Interest on ECB payable	USD	1.06	71.37	1.10	73.46
As required by the Guidance Note on Derivatives, the amounts reflected herein above are disclosed based on : For March 31,2019 at fair value, For March 31,2018 at fair value					

**b. Exposures in Foreign Currency:**

Rs. in Lakhs

Particulars	Foreign Currency	As at March 31, 2019			As at March 31, 2018		
		Exchange Rate	Amount In Foreign currency	Amount in Indian Rupees	Exchange Rate	Amount In Foreign currency	Amount in Indian Rupees
I. Asset							
Trade Receivables	USD	68.15	35.46	2,409.97	64.26	29.15	1,870.88
	EURO	76.33	4.19	318.69	79.04	5.06	400.08
Hedged by Derivative	USD	68.15	21.30	1,451.60	64.26	20.63	1,325.68
Contracts	EURO	76.33	2.30	175.56	79.04	2.47	195.23
Unhedged Receivables	USD	68.15	14.16	958.37	64.26	8.52	545.20
	EURO	76.33	1.89	143.13	79.04	2.59	204.85
II. Liabilities							
Trade Payables	USD	70.17	60.17	4,222.08	66.08	0.13	8.94
	EURO	78.95	0.05	3.55	-	-	-
Buyers' Credit	USD	-	-	-	-	-	-
Borrowings (ECB and Others)	USD	70.17	161.17	11,309.07	66.08	205.00	13,546.40
Packing Credit in Foreign Currency	USD	70.17	37.54	2,634.38	66.08	36.39	2,404.92
	EURO	78.95	9.33	736.38	81.66	3.32	270.84
Balance with Bank	USD	68.15	2.63	179.18	64.26	0.86	55.36
Export Commission Payable	USD	70.17	0.29	20.56	66.08	0.20	13.06
	EURO	78.95	0.04	2.95	81.66	0.02	1.57
Total Payables	USD	70.15	261.80	18,365.27	66.08	242.58	16,028.69
	EURO	78.91	9.41	742.88	81.66	3.34	272.42
Hedged by Derivative Contracts	USD	70.17	220.28	15,456.74	66.08	205.25	13,562.92
	EURO	-	-	-	-	-	-
Unhedged Payables	USD	70.17	41.53	2,908.53	66.08	37.33	2,465.77
	EURO	78.95	9.41	742.88	81.66	3.34	272.42

- c. The Company also designates certain hedges, usually for large transactions, as cash flow hedges under hedge accounting, with the objective of shielding the exposure from variability in cash flows. The currency, amount and tenure of such hedges are generally matched to the underlying transaction(s). Changes in the fair value of the effective portion of cash flow hedges are recognized as cash flow hedging reserve in Other Comprehensive Income. While the probability of such hedges becoming ineffective is very low, the ineffective portion, if any, is immediately recognized in the Statement of Profit and Loss. The movement in the cash flow hedging reserve in respect of designated cash flow hedges is summarized below :

Rs. In Lakhs

Particulars	As At March 31, 2019	As At March 31, 2018
<b>Balance at the Beginning of the year</b>	<b>466.56</b>	407.32
Gain/Loss arising on changes in the fair value of designated portion of hedging instruments entered into for cash flow hedge:		
- Forward foreign exchange contract	644.66	(274.71)
- Currency Swap	(743.75)	354.79
Gain/Loss arising on changes in the fair value of designated portion of hedging instruments reclassified to Profit & loss:		
- Forward foreign exchange contract	2.62	(20.84)
- Currency Swap	-	-
<b>Balance at the end of the year</b>	<b>370.09</b>	466.56

### Foreign Currency sensitivity analysis

An appreciation / (depreciation) of 5% in USD rates with respect to INR would result in increase/(decrease) in the Company's net profit before tax for the year ended March 31, 2019 and comparison for the year ended March 31, 2018 is explained below:

Rs. In Lakhs

Particulars	For the year ended March 31, 2019		For the year ended March 31, 2018	
	5%	(-5%)	5%	(-5%)
Trade receivables	136.83	(136.83)	113.65	(113.65)
Trade payable	(211.28)	211.28	(27.51)	27.51
Buyer's credit	-	-	-	-
Forward Cover exports	83.13	(83.13)	77.83	(77.83)
Forward Cover Imports	(205.59)	205.59	(0.82)	0.82
Others liabilities	(1.18)	1.18	(0.77)	0.77
	(198.09)	198.09	162.38	(162.38)

### Interest rate risk

Interest rate risk is measured by using the cash flow sensitivity for changes in variable interest rates. Any movement in the reference rates could have an impact on the Company's cash flows as well as costs.

The Company has borrowed through a number of financial instruments such as ECBs and working capital demand loans. The Company is subject to variable interest rates on some of these interest bearing liabilities.

The risk estimates provided assume a parallel shift of 50 basis points interest rate across all yield curves. This calculation also assumes that the change occurs at the balance sheet date and has been calculated based on risk exposures outstanding as at that date. The year end balances are not necessarily representative of the average debt outstanding during the year.

### Interest rate sensitivity

For floating rate liabilities, the analysis is prepared assuming the amount of the liability outstanding at the end of the reporting period was outstanding for the whole year. Based on the composition of net debt, a 50 basis points increase / decrease in interest rates over the 12 months period would increase / decrease the Company's net finance expense explained as below:

Rs. In Lakhs

Particulars	For the year ended March 31, 2019		For the year ended March 31, 2018	
	0.5%	(-0.5%)	0.5%	(-0.5%)
Cash credit	(2.32)	2.32	(5.08)	5.08
PCFC	(13.87)	13.87	(9.75)	9.75
	(16.19)	16.19	(14.83)	14.83

### Credit risk

Credit risk is the risk of financial loss arising from counterparty failure to repay or service debt according to the contractual terms or obligations. Credit risk encompasses both the direct risk of default and the risk of deterioration of creditworthiness as well as concentration risks.

Financial instruments that are subject to concentration of credit risk, principally consist of Trade Receivables and Loans.

The Company continuously monitors defaults of customers and other counterparties and incorporates this information into its credit risk controls. The Company's policy is to deal only with creditworthy counterparties. The Company management considers that all the Financial Assets that are not impaired for each of the reporting dates under review, are of good credit quality, including those that are past due.

In respect of Receivables other than Trade Receivables, the Company's exposure to any significant credit risk exposure to any single counter party or any groups of counter parties having similar characteristics is considered to be negligible. The credit risk for liquid funds and other short-term Financial Assets is considered negligible, since the counter parties are reputable reputed banks with high quality external credit ratings.

The Company's exposure to credit risk is limited to the carrying amount of Financial Assets recognized at the Balance Sheet date.

The maximum exposure to credit risk for trade and other receivables by geographic region was as follows:

Rs. In Lakhs

Particulars	Carrying amount	
	As At March 31, 2019	As At March 31, 2018
With in India	11,765.64	10,012.87
Other regions	3,497.74	2,364.69
<b>TOTAL</b>	<b>15,263.38</b>	<b>12,377.56</b>

### Liquidity risk

Liquidity risk refers to the risk that the Company cannot meet its financial obligations. The objective of liquidity risk management is to maintain sufficient liquidity and ensure that funds are available for use as per requirements.

The Company has obtained fund and non-fund based working capital lines from various banks. The Company invests its surplus funds in bank fixed deposits which carry no mark to market risk.

The Company maintains the following lines of credit. Rs. 3,508.32 Lakhs Working capital loans that is secured. Interest would be payable at the rate ranging from 4.20% of 9.50%.

The following tables detail the remaining contractual maturities at the end of the reporting period of the Company, which are based on contractual and undiscounted cash flows and the earliest date the Company can be required to pay. The Company manages liquidity risk by maintaining adequate reserves, banking facilities and reserve borrowing facilities, by continuously monitoring forecast and actual cash flows and matching the maturity profiles of financial assets and liabilities.

### Contractual cash flows

Rs. In Lakhs

As at March 31, 2019	Carrying amount	Contractual amount	0-1 year	1-5 years	More than 5 years
<b>Non-derivative financial liabilities</b>					
<b>Loan from Related Parties (Unsecured)</b>					
From Directors	-	1,547.00	1,547.00	-	-
<b>Secured/Unsecured from Bank and FI</b>					
ECB	-	11,309.07	3,461.72	7,847.35	-
Working Capital	-	3,508.32	3,508.32	-	-
Deferred Payment Liabilities	-	240.72	111.35	129.37	-
Trade payables	-	12,399.02	12,399.02	-	-
Interest accrued	-	166.88	166.88	-	-
Statutory dues (withholding taxes etc.)	-	555.29	555.29	-	-
Others	-	2,444.56	2,444.56	-	-
<b>TOTAL</b>	<b>-</b>	<b>32,170.85</b>	<b>24,194.13</b>	<b>7,976.72</b>	<b>-</b>

As at March 31, 2018	Carrying amount	Contractual amount	0-1 year	1-5 years	More than 5 years
<b>Non-derivative financial liabilities</b>					
<b>Loan from Related Parties (Unsecured)</b>					
From Directors	-	66.50	66.50	-	-
<b>Secured/Unsecured from Bank and FI</b>					
ECB	-	13,546.40	2,896.50	10,649.90	-
Working Capital	-	4,209.41	4,209.41	-	-
Deferred Payment Liabilities	-	373.49	132.77	240.72	-
Trade payables	-	6,717.94	6,717.94	-	-
Interest accrued	-	190.91	190.91	-	-
Statutory dues (withholding taxes etc.)	-	427.90	427.89	0.01	-
Others	-	3,176.86	3,176.86	-	-
<b>TOTAL</b>	<b>-</b>	<b>28,709.41</b>	<b>17,818.78</b>	<b>10,890.63</b>	<b>-</b>



The Company also monitors the level of expected cash inflows on trade and other receivables together with expected cash outflows on trade and other payables

This excludes the potential impact of extreme circumstances that cannot reasonably be predicted, such as natural disasters.

44. Disclosure by way of Additional information as required for the preparation of Consolidated Financial Statements under Schedule III to the Companies Act, 2013 :

Particulars	Net Assets (Total Assets minus Total Liabilities)		Share in Total Comprehensive Income	
	As % of Consolidated Net Assets	Rs. In Lakhs	As % of Consolidated Profit or Loss	Rs. In Lakhs
<b>Parent Company:</b>				
Alkyl Amines Chemicals Limited	96.42%	37,907.71	95.52%	8,527.18
	(96.30%)	(30,902.16)	(96.93%)	(6,544.76)
<b>Indian Associate Company:</b>				
Diamines Chemicals Limited	3.58%	1,408.39	4.48%	399.73
	(3.70%)	(1,186.81)	(3.07%)	(207.26)
<b>Current Year Total</b>	<b>100.00%</b>	<b>39,316.10</b>	<b>100.00%</b>	<b>8,926.91</b>
Previous Year Total	(100.00%)	(32,088.98)	(100.00%)	(6,752.02)
<b>Minority interest in the Subsidiary</b>				
<b>Current Year Total</b>	<b>N.A.</b>	<b>N.A.</b>	<b>N.A.</b>	<b>N.A.</b>
Previous Year Total	NIL	NIL	NIL	NIL

45. Previous Year's figures, wherever necessary, have been regrouped/reclassified to conform to the current year's presentation. Figures in brackets, unless specified, represent previous year's figures.

As per our Report of even date attached

For and on behalf of the Board of Directors

For **N. M. RAIJI & CO.**  
Chartered Accountants  
Firm Registration No. 108296W

**YOGESH M. KOTHARI**  
Chairman and Managing Director

**VINAY D. BALSE**  
Partner  
Membership No. 39434

**CHINTAMANI D. THATTE**  
General Manager  
(Secretarial) and  
Company Secretary

**RAHUL MEHTA**  
General Manager-  
Finance and Accounts  
(Chief Financial Officer)

**KIRAT PATEL**  
Executive Director

**Place : MUMBAI**  
**Dated : MAY 21, 2019**

**Place : MUMBAI**  
**Dated : MAY 21, 2019**

[illegible]



**Regd. Office :** 401-407, Nirman Vyapar Kendra, Plot No. 10, Sector 17, Vashi, Navi Mumbai 400 703  
**CIN :** L99999MH1979PLC021796 **Tel. No.:** 022-67946600 **Fax No.:** 022-67946666  
**E-mail:** [legal@alkylamines.com](mailto:legal@alkylamines.com) **Website:** [www.alkylamines.com](http://www.alkylamines.com)

Name & Registered Address  
of the sole / first named member :

Name of Joint Holder(s) :

Registered Folio No. /  
DP ID No. / Client ID No. :

Number of share(s) held :

Dear member,

**Subject : Process and manner for availing E-voting facility**

Please find enclosed the Notice convening the 39th Annual General Meeting (AGM) of ALKYL AMINES CHEMICALS LIMITED (the 'Company') to be held on Tuesday, August 6, 2019 at 2:30 P.M. and the Annual Report for the Financial year 2018-19.

The Company is offering remote e-voting facility to its Members enabling them to cast their votes electronically. The Company has appointed National Securities Depository Limited ('NSDL') for facilitating remote e-voting facility to enable the Members to cast their votes electronically pursuant to section 108 of the Companies Act, 2013, Rule 20 of the Companies (Management and Administration) Rules, 2014, as amended by the Companies (Management and Administration) Amendment Rules, 2015 and Regulation 44 of SEBI (Listing Obligations and Disclosure Requirements) Regulations, 2015.

In this regard, please find below USER ID and Password for remote e-voting:

EVEN (E-voting Event Number)	User ID	Password

Please read the instructions and detailed process and manner of e-voting printed overleaf before exercising the vote.

These details and instructions form an integral part of the Notice for the Annual General Meeting to be held on Tuesday, August 6, 2019.

## INSTRUCTIONS AND PROCESS FOR E-VOTING

The details of the process and manner of remote e-voting are as below:

Step 1 : Log-in to NSDL e-Voting system at <https://www.evoting.nsdl.com/>

Step 2 : Cast your vote electronically on NSDL e-Voting system.

**Details on Step 1 is mentioned below:**

**How to Log-in to NSDL e-Voting website?**

- Visit the e-Voting website of NSDL. Open web browser by typing the following URL: <https://www.evoting.nsdl.com/> either on a Personal Computer or on a mobile.
- Once the home page of e-Voting system is launched, click on the icon "Login" which is available under 'Shareholders' section.
- A new screen will open. You will have to enter your User ID, your Password and a Verification Code as shown on the screen. Alternatively, if you are registered for NSDL eservices i.e. IDEAS, you can log-in at <https://eservices.nsdl.com/> with your existing IDEAS login. Once you log-in to NSDL eservices after using your log-in credentials, click on e-Voting and you can proceed to Step 2 i.e. Cast your vote electronically.
- Your User ID details are given below :

Manner of holding shares i.e. Demat (NSDL or CDSL) or Physical	Your User ID is:
a) For Members who hold shares in demat account with NSDL.	8 Character DP ID followed by 8 Digit Client ID For example if your DP ID is IN300*** and Client ID is 12***** then your user ID is IN300***12*****.
b) For Members who hold shares in demat account with CDSL.	16 Digit Beneficiary ID For example if your Beneficiary ID is 12***** then your user ID is 12*****.
c) For Members holding shares in Physical Form.	EVEN Number followed by Folio Number registered with the company For example if folio number is 001*** and EVEN is 101456 then user ID is 101456001***.

- Your password details are given below:
  - If you are already registered for e-Voting, then you can use your existing password to login and cast your vote.
  - If you are using NSDL e-Voting system for the first time, you will need to retrieve the 'initial password' which was communicated to you. Once you retrieve your 'initial password', you need to enter the 'initial password' and the system will force you to change your password.
  - How to retrieve your 'initial password'?
    - If your email ID is registered in your demat account or with the company, your 'initial password' is communicated to you on your email ID. Trace the email sent to you from NSDL from your mailbox. Open the email and open the attachment i.e. a .pdf file. Open the .pdf file. The password to open the .pdf file is your 8 digit client ID for NSDL account, last 8 digits of client ID for CDSL account or folio number for shares held in physical form. The .pdf file contains your 'User ID' and your 'initial password'.
    - If your email ID is not registered, your 'initial password' is communicated to you on your postal address.
- If you are unable to retrieve or have not received the "Initial password" or have forgotten your password:
  - Click on "Forgot User Details/Password?" (If you are holding shares in your demat account with NSDL or CDSL) option available on [www.evoting.nsdl.com](https://www.evoting.nsdl.com/).
  - Physical User Reset Password? (If you are holding shares in physical mode) option available on [www.evoting.nsdl.com](https://www.evoting.nsdl.com/).
  - If you are still unable to get the password by aforesaid two options, you can send a request at [evoting@nsdl.co.in](mailto:evoting@nsdl.co.in) mentioning your demat account number/folio number, your PAN, your name and your registered address.
  - Members can also use the OTP (One Time Password) based login for casting the votes on the e-Voting system of NSDL.
- After entering your password, tick on Agree to "Terms and Conditions" by selecting on the check box.
- Now, you will have to click on "Login" button.
- After you click on the "Login" button, Home page of e-Voting will open.

**Details on Step 2 is given below:**

**How to cast your vote electronically on NSDL e-Voting system?**

- After successful login at Step 1, you will be able to see the Home page of e-Voting. Click on e-Voting. Then, click on Active Voting Cycles.
- After click on Active Voting Cycles, you will be able to see all the companies' "EVEN" in which you are holding shares and whose voting cycle is in active status.
- Select "EVEN" of company for which you wish to cast your vote.
- Now you are ready for e-Voting as the Voting page opens.
- Cast your vote by selecting appropriate options i.e. assent or dissent, verify/modify the number of shares for which you wish to cast your vote and click on "Submit" and also "Confirm" when prompted.
- Upon confirmation, the message "Vote cast successfully" will be displayed.
- You can also take the printout of the votes cast by you by clicking on the print option on the confirmation page.
- Once you confirm your vote on the resolution, you will not be allowed to modify your vote.

**General Guidelines for shareholders**

- Institutional shareholders (i.e. other than individuals, HUF, NRI etc.) are required to send scanned copy (PDF/JPG Format) of the relevant Board Resolution/ Authority letter etc. with attested specimen signature of the duly authorized signatory(ies) who are authorized to vote, to the Scrutinizer by e-mail to [acs.pmehta@gmail.com](mailto:acs.pmehta@gmail.com) with a copy marked to [evoting@nsdl.co.in](mailto:evoting@nsdl.co.in)
- It is strongly recommended not to share your password with any other person and take utmost care to keep your password confidential. Login to the e-voting website will be disabled upon five unsuccessful attempts to key in the correct password. In such an event, you will need to go through the "Forgot User Details/Password?" or "Physical User Reset Password?" option available on [www.evoting.nsdl.com](https://www.evoting.nsdl.com/) to reset the password.
- In case of any queries, you may refer the Frequently Asked Questions (FAQs) for Shareholders and e-voting user manual for Shareholders available at the download section of [www.evoting.nsdl.com](https://www.evoting.nsdl.com/) or call on toll free no.: 1800-222-990 or send a request at [evoting@nsdl.co.in](mailto:evoting@nsdl.co.in)

**Other instructions:**

- In case a person has become the Member of the Company after the dispatch of AGM Notice but on or before the cut-off date i.e. Tuesday, July 30, 2019, they may write to the NSDL on the email ID [evoting@nsdl.co.in](mailto:evoting@nsdl.co.in) requesting for the User ID and Password. After receipt of the above credentials, they shall follow all the above instructions to cast their vote.
- The voting rights of the Members shall be in proportion to their shares of the paid up equity share capital of the Company, as on the cut-off date, being Tuesday, July 30, 2019. A person, whose name is recorded in the register of members or in the register of beneficial owners maintained by the depositories as on the cut-off date only shall be entitled to avail the facility of remote e-voting or voting at the AGM through ballot paper. A member may participate in the AGM even after exercising his right to vote through remote e-voting but shall not be allowed to vote again at the AGM.
- Mr. Prashant Mehta, Practising Company Secretary (Membership No. A5814) (C.P. No. 17341), has been appointed as Scrutinizer to scrutinize the e-voting process in a fair and transparent manner.
- The Chairman shall, at the AGM, at the end of discussion on the resolutions on which voting is to be held, allow voting with the assistance of scrutinizer, by use of "Ballot Paper" for all those members who are present at the AGM but have not cast their votes by availing the remote e-voting facility.
- The Scrutinizer shall, immediately after the conclusion of voting at the AGM, will first count the votes cast at the meeting, thereafter unblock the votes cast through remote e-voting in the presence of at least two witnesses not in the employment of the Company and will make within 48 hours from the conclusion of the AGM, a consolidated Scrutiniser's report of the total votes cast in favour or against, if any, to the Chairman / Company Secretary, who shall countersign the same. The Chairman / Company Secretary, will declare the result of voting forthwith, in writing.
- The Results on resolutions shall be declared not later than 48 hours from the conclusion of the AGM of the Company and the resolutions will be deemed to be passed on the AGM date subject to receipt of the requisite number of votes in favour of the Resolutions.
- The Results declared along with the Scrutinizer's Report(s) will be available on the website of the Company ([www.alkylamines.com](http://www.alkylamines.com)) and on NSDL's website and the same will be communicated to the BSE Limited and the National Stock Exchange of India Limited within 48 hours from the conclusion of the AGM.



Alkyl Amines Chemicals Limited



Regd. Office : 401-407, Nirman Vyapar Kendra, Plot No. 10, Sector 17, Vashi, Navi Mumbai 400 703  
CIN : L99999MH1979PLC021796 Tel. No.: 022-67946600 Fax No.: 022-67946666  
E-mail: [legal@alkylamines.com](mailto:legal@alkylamines.com) Website: [www.alkylamines.com](http://www.alkylamines.com)

### **ATTENDANCE SLIP**

Folio No.:	DP ID :
Client ID No.:	No. of shares held :

I/We record my/our presence at the 39th Annual General Meeting to be held on Tuesday, August 6, 2019 at Chandragupt Hall, 2nd Floor, Hotel Abbott, Sector 2, Vashi, Navi Mumbai 400 703 at 2.30 P.M.

**Name of the Shareholder / Proxy (In Block Letters) :**

**Signature of the Shareholder / Proxy :**

**NOTE:**

1. You are requested to sign and handover this slip at the entrance of the meeting venue.
2. Members are requested to bring their copy of Annual Report for reference at the Meeting.



Alkyl Amines Chemicals Limited



Regd. Office : 401-407, Nirman Vyapar Kendra, Plot No. 10, Sector 17, Vashi, Navi Mumbai 400 703  
CIN : L99999MH1979PLC021796 Tel. No.: 022-67946600 Fax No.: 022-67946666  
E-mail: [legal@alkylamines.com](mailto:legal@alkylamines.com) Website: [www.alkylamines.com](http://www.alkylamines.com)

**Form No. MGT-11**

**PROXY FORM**

[Pursuant to section 105(6) of the Companies Act, 2013 and rule 19(3) of the Companies  
(Management and Administration) Rules, 2014]

Name of the member(s)	
Registered Address	
E-mail ID	
Folio No./ Client ID	

I/We, being the member(s) of \_\_\_\_\_ shares of the above named company, hereby appoint

Name .....

Address .....

E-mail ID ..... Signature .....

or failing him / her

Name .....

Address .....

E-mail ID ..... Signature .....

or failing him / her

Name .....

Address .....

E-mail ID ..... Signature .....

as my/our proxy to attend and vote (on a poll) for me/us and on my/our behalf at the 39th Annual General Meeting to be held on Tuesday, August 6, 2019 at Chandragupt Hall, 2nd Floor, Hotel Abbott, Sector 2, Vashi, Navi Mumbai 400 703 at 2.30 PM and at any adjournment thereof in respect of such resolutions as are indicated below:

Resolution No.	Resolutions	Optional*	
Ordinary Business		For	Against
1	Adoption of Audited Financial Statements (Standalone and Consolidated) for the year ended March 31, 2019		
2	Declaration of dividend for the year ended March 31, 2019		
3	Re-appointment of Mr. Premal N. Kapadia, who retires by rotation, as Director		
4	Appointment of Statutory Auditors and fixing their remuneration		
Special Business			
5.	Re-appointment of Mr. Dilip G. Piramal as an Independent Director		
6	Re-appointment of Mr. Shyam B. Ghia as an Independent Director		
7	Re-appointment of Mr. Shobhan M. Thakore as an Independent Director		
8	Appointment of Ms. Leja Hattiangadi as an Independent Director		
9	Appointment of Mr. Chandrashekhar R. Gupte as an Independent Director		
10	Ratification of Remuneration to Cost Auditor		
11	Approval of payment of remuneration as per new SEBI LODR Regulations to Executive Directors, who are Promoters		

Signed this \_\_\_\_\_ day of \_\_\_\_\_ 2019

Signature of shareholder: \_\_\_\_\_

Signature of Proxy holder(s): \_\_\_\_\_

Affix  
Re. 1/-  
Revenue  
Stamp

**Note:**

**This form of proxy in order to be effective should be duly completed and deposited at the Registered Office of the Company, not less than 48 hours before the commencement of the Meeting.**

\*It is optional to put a (√) in the appropriate column against the resolution indicated in the box. If you leave the 'For' or 'Against' column blank against any or all resolutions, your proxy will be entitled to vote in the manner as he /she thinks appropriate.



To,

**Sharex Dynamic (India) Pvt. Limited**

C-101, 247 Park, L B S Marg,

Vikhroli ( West ), Mumbai - 400 083

**FORM FOR ECS / NACH MANDATE / BANK MANDATE**

(Not to be filled by Shareholders holding shares in dematerialised form)

I / We,.....do hereby authorise Alkyl Amines Chemicals Limited to -

- Credit my dividend amount directly to my Bank Account as per details furnished below by Electronic Clearing Service (ECS) - ECS Mandate / National Automated Clearing House (NACH) Mandate\*
- Print the details of my Bank Account as furnished below, on my dividend warrant which will be mailed to me - Bank Mandate\*

(\* **Strike out whichever is not applicable**)**Folio No.....**


A.	Bank Name											
B.	Branch											
C.	Bank Address											
D.	Bank Account Number											
E.	Account Type (Savings / Current)											
F.	9 Digit Code number of the bank & branch as appearing on the MICR cheque (for ECS Mandate only) <b>Please attach photocopy of the cheque</b>	<table border="1" style="display: inline-table; vertical-align: middle;"> <tr> <td style="width: 20px; height: 20px;"></td> <td style="width: 20px; height: 20px;"></td> <td style="width: 20px; height: 20px;"></td> <td style="width: 20px; height: 20px;"></td> <td style="width: 20px; height: 20px;"></td> <td style="width: 20px; height: 20px;"></td> <td style="width: 20px; height: 20px;"></td> <td style="width: 20px; height: 20px;"></td> <td style="width: 20px; height: 20px;"></td> <td style="width: 20px; height: 20px;"></td> </tr> </table>										
G.	STD code & telephone number of shareholder (optional)											

I / We shall not hold the Company responsible if the ECS mandate could not be implemented for reasons beyond the control of the Company.

\_\_\_\_\_  
Signature of shareholder(s)  
(as per specimen lodged with the Company)



## CORPORATE SOCIAL RESPONSIBILITY INITIATIVES



Water Pipeline from Winery to Roti lake



E-learning at Loni School



YAG Laser Machine for Post Cataract treatment



Cleanliness Drive at Patalganga



Roti Lake